



US00D344293S

# United States Patent [19]

[11] Patent Number: **Des. 344,293**

**Wegrzyn**

[45] Date of Patent: **\*\* Feb. 15, 1994**

[54] **INSERT FOR EXIT SIGNS**

D. 287,031 12/1986 Cunity ..... D20/40

[75] Inventor: **Joseph S. Wegrzyn, Stratford, Conn.**

### OTHER PUBLICATIONS

[73] Assignee: **General Signal Corporation, Stamford, Conn.**

Seton Identification Products, p. 90 Mar. 1989.

[\*\*] Term: **14 Years**

*Primary Examiner*—Wallace R. Burke

[21] Appl. No.: **883,411**

*Assistant Examiner*—Marcus Jackson

[22] Filed: **May 14, 1992**

*Attorney, Agent, or Firm*—Ware, Fressola, Van Der Sluys & Adolphson

[52] U.S. Cl. .... **D20/42**

[58] Field of Search ..... 40/1, 124, 124.1, 124.2, 40/124.4, 584, 617, 618, 624; D20/10, 11, 39, 40, 41, 42

### [57] CLAIM

The original design for an insert for exit signs, as shown and described.

### [56] References Cited

#### U.S. PATENT DOCUMENTS

- D. 209,497 12/1967 Nelson ..... D20/11
- D. 247,795 4/1978 Darrell ..... D20/11
- D. 248,059 5/1978 Darrell ..... D20/11
- D. 284,982 8/1986 Collinder ..... D20/40

### DESCRIPTION

FIG. 1 is a front view of an insert for exit signs showing my new design, the back view being a mirror image thereof;

FIG. 2 is a top view thereof, the bottom view being a mirror image thereof; and,

FIG. 3 is a left side view thereof, the right side view being a mirror image thereof.




FIG. 3

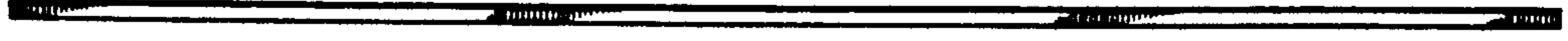


FIG. 2

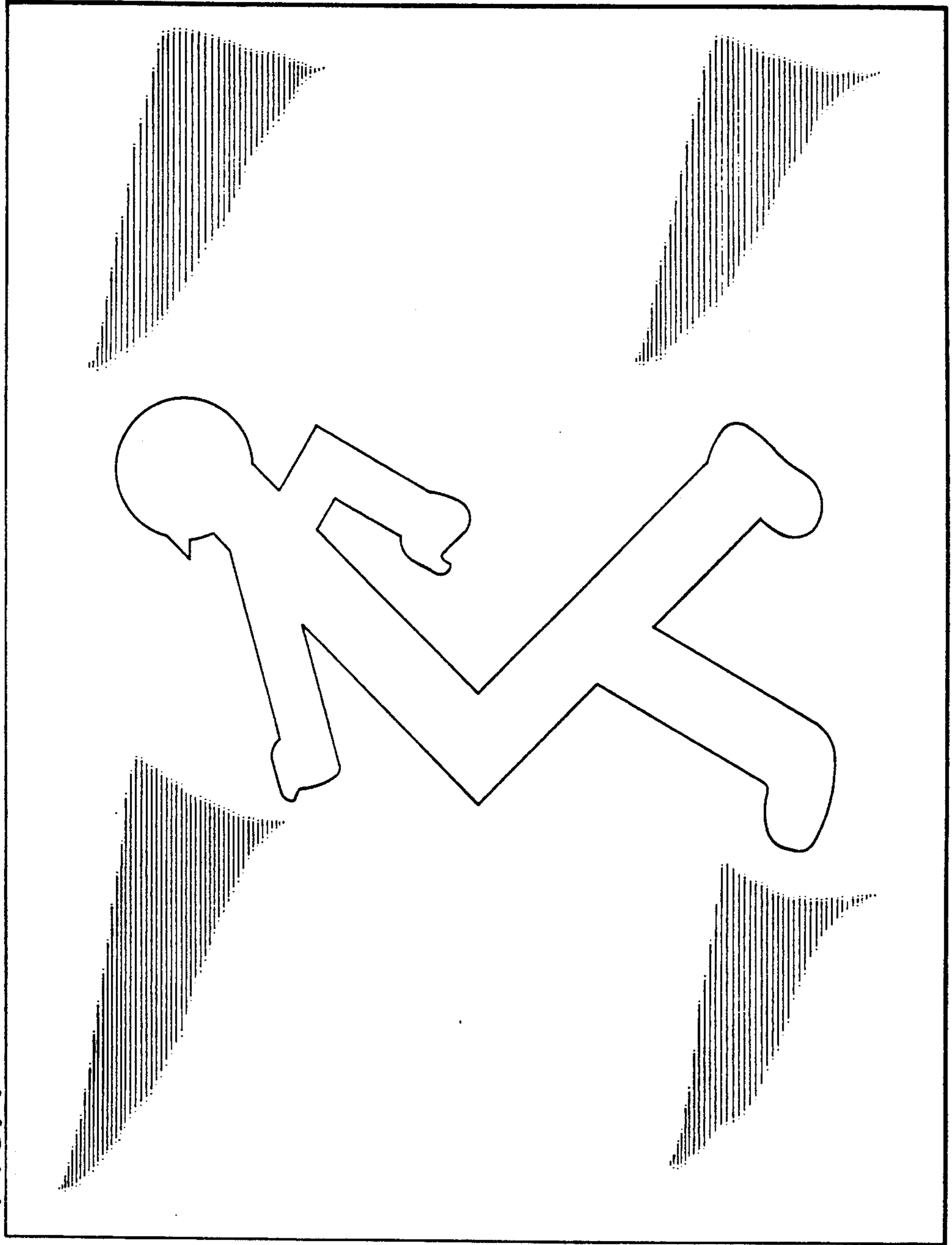


FIG. 1