



US00D344291S

United States Patent [19]

[11] Patent Number: **Des. 344,291**

Burgess

[45] Date of Patent: **** Feb. 15, 1994**

[54] **VERTICAL HOLDER FOR INSERTS**

[75] Inventor: **Karen E. Burgess, Branford, Conn.**

[73] Assignee: **Gastro-Gnomes, Inc., West Hartford, Conn.**

[**] Term: **14 Years**

[21] Appl. No.: **918,391**

[22] Filed: **Jul. 21, 1992**

[52] U.S. Cl. **D20/40; D19/90**

[58] Field of Search **D6/449, 451; 40/1, 124, 40/124.1, 124.2, 624, 642-644; D19/65, 75, 86, 90, 91, 95, 99, 100; D20/10, 40, 41-43**

| | | | | |
|------------|---------|------------|-------|----------|
| D. 338,498 | 8/1993 | Burgess | | D20/40 |
| D. 339,169 | 9/1993 | Mendelsöhn | | D20/40 |
| D. 339,381 | 9/1993 | Nareika | | D20/40 |
| 3,364,605 | 1/1968 | Cross | | 40/124.1 |
| 3,763,583 | 10/1973 | Gregg | | 40/124.1 |

Primary Examiner—Nelson C. Holtje
Assistant Examiner—Martie Thompson
Attorney, Agent, or Firm—Ware, Fressola, Van Der Sluys & Adolphson

[57] **CLAIM**

The original design for a vertical holder for inserts, as shown and described.

DESCRIPTION

FIG. 1 is perspective view of a vertical holder for inserts showing my new design;
FIG. 2 is a top plan view thereof;
FIG. 3 is a front elevational view, the rear view being a mirror image thereof;
FIG. 4 is a right side elevational view thereof;
FIG. 5 is a left side elevational view thereof; and,
FIG. 6 is a bottom plan view thereof.

[56] **References Cited**

U.S. PATENT DOCUMENTS

| | | | | |
|------------|---------|---------|-------|--------|
| D. 282,182 | 1/1986 | Liptak | | D20/43 |
| D. 313,050 | 12/1990 | Burgess | | D20/40 |
| D. 324,079 | 2/1992 | Burgess | | D20/40 |
| D. 325,602 | 4/1992 | Burgess | | D20/40 |
| D. 331,945 | 12/1992 | Burgess | | D20/40 |
| D. 331,946 | 12/1992 | Burgess | | D20/40 |

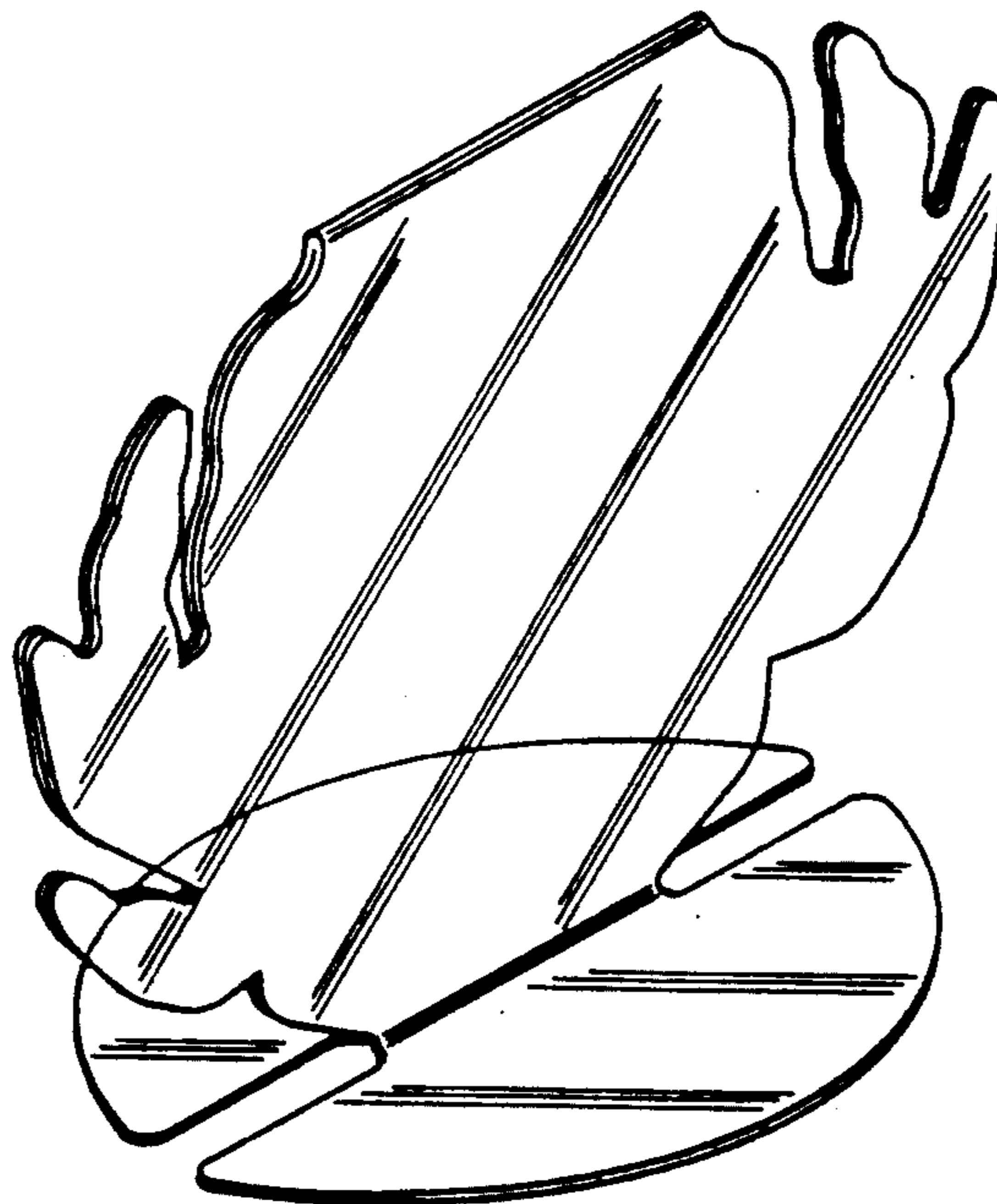


FIG. 1




FIG. 4

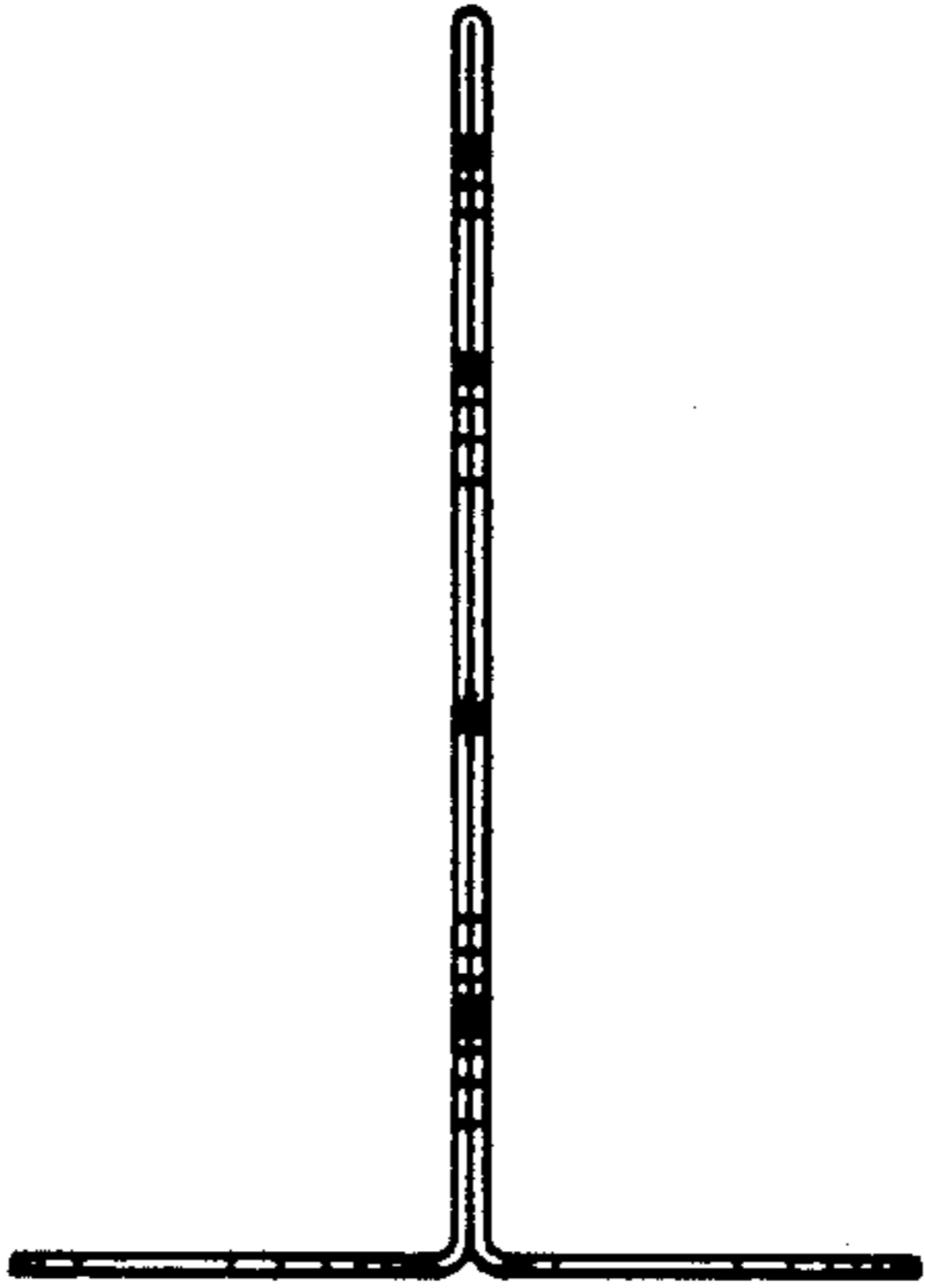


FIG. 2

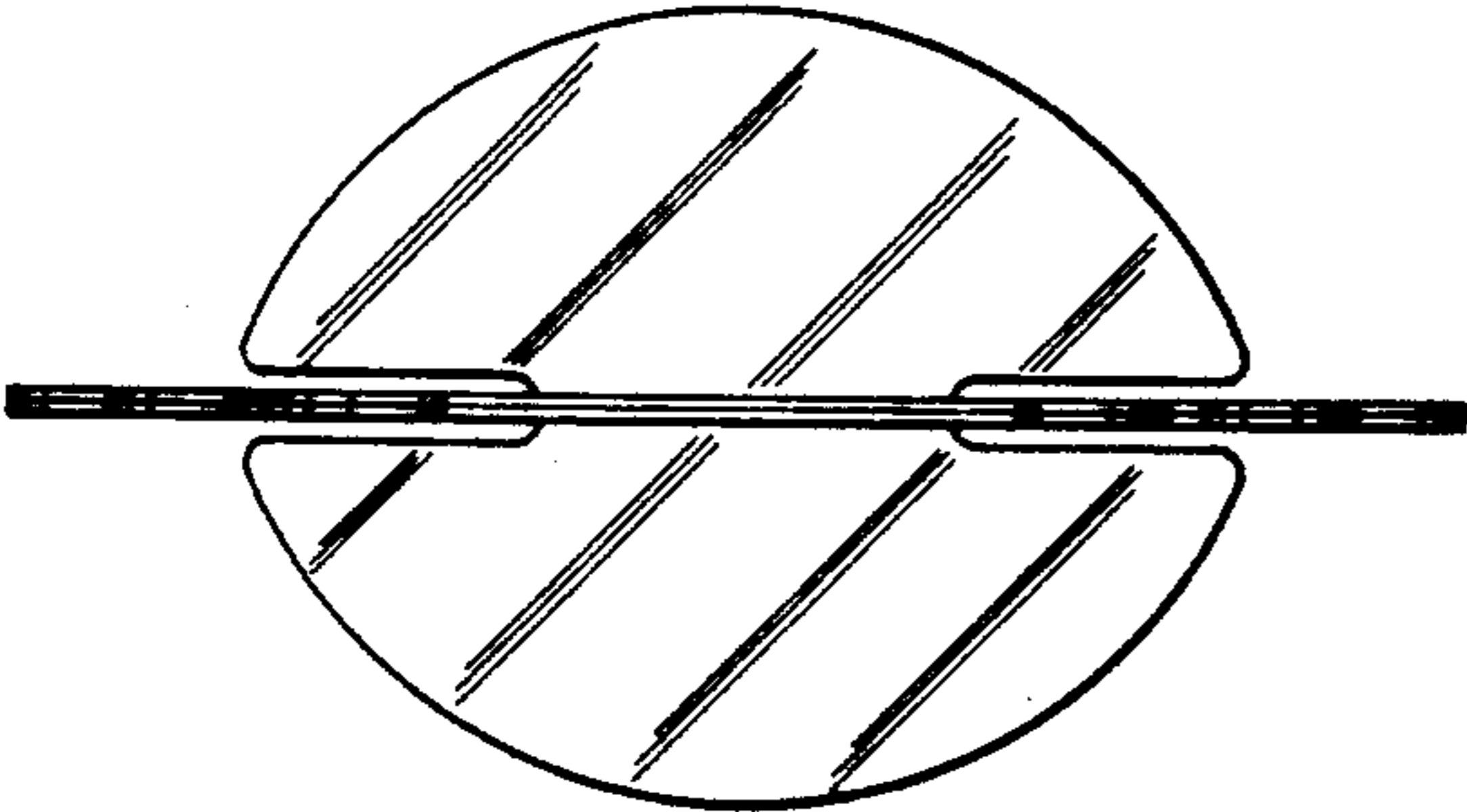


FIG. 6

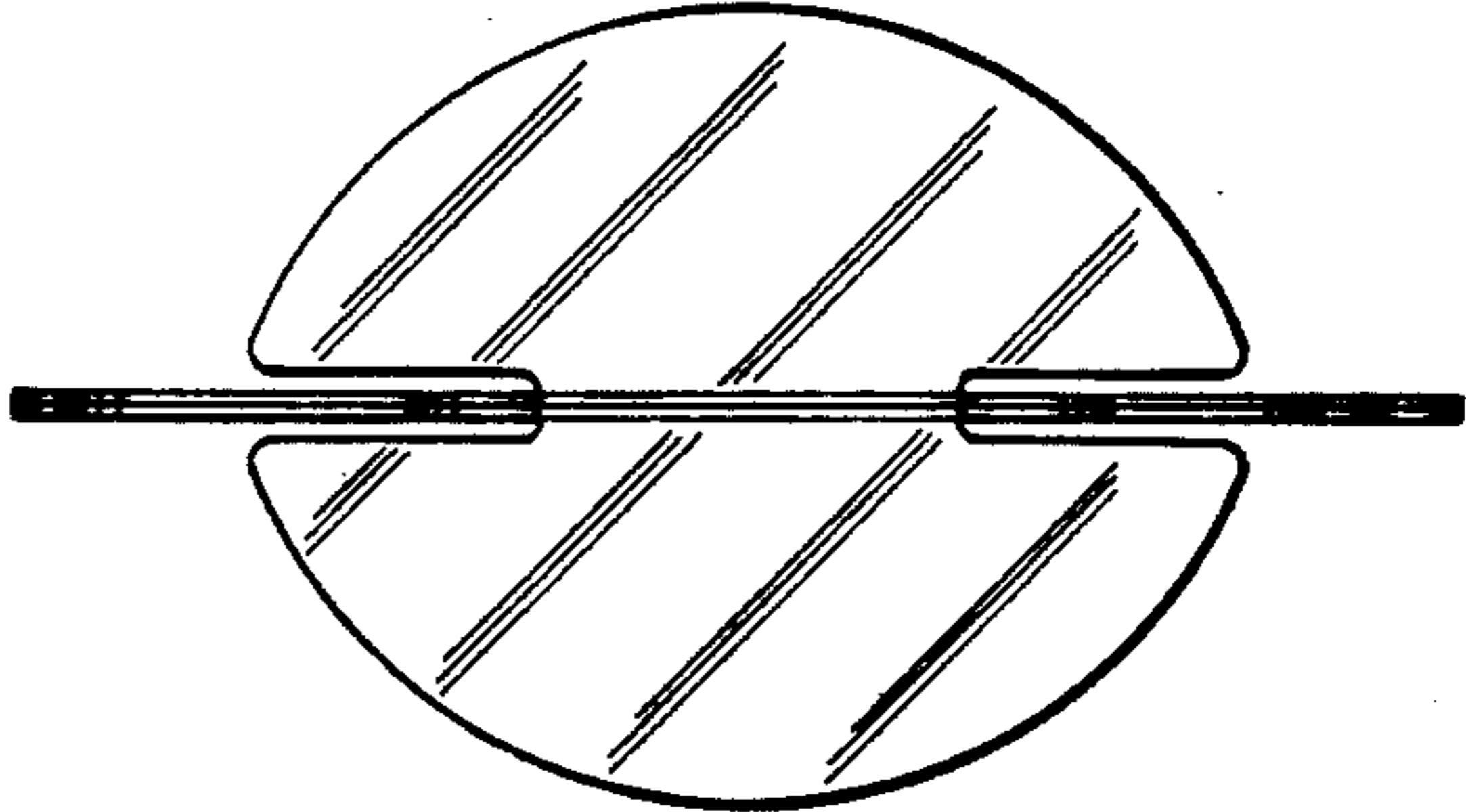


FIG. 3

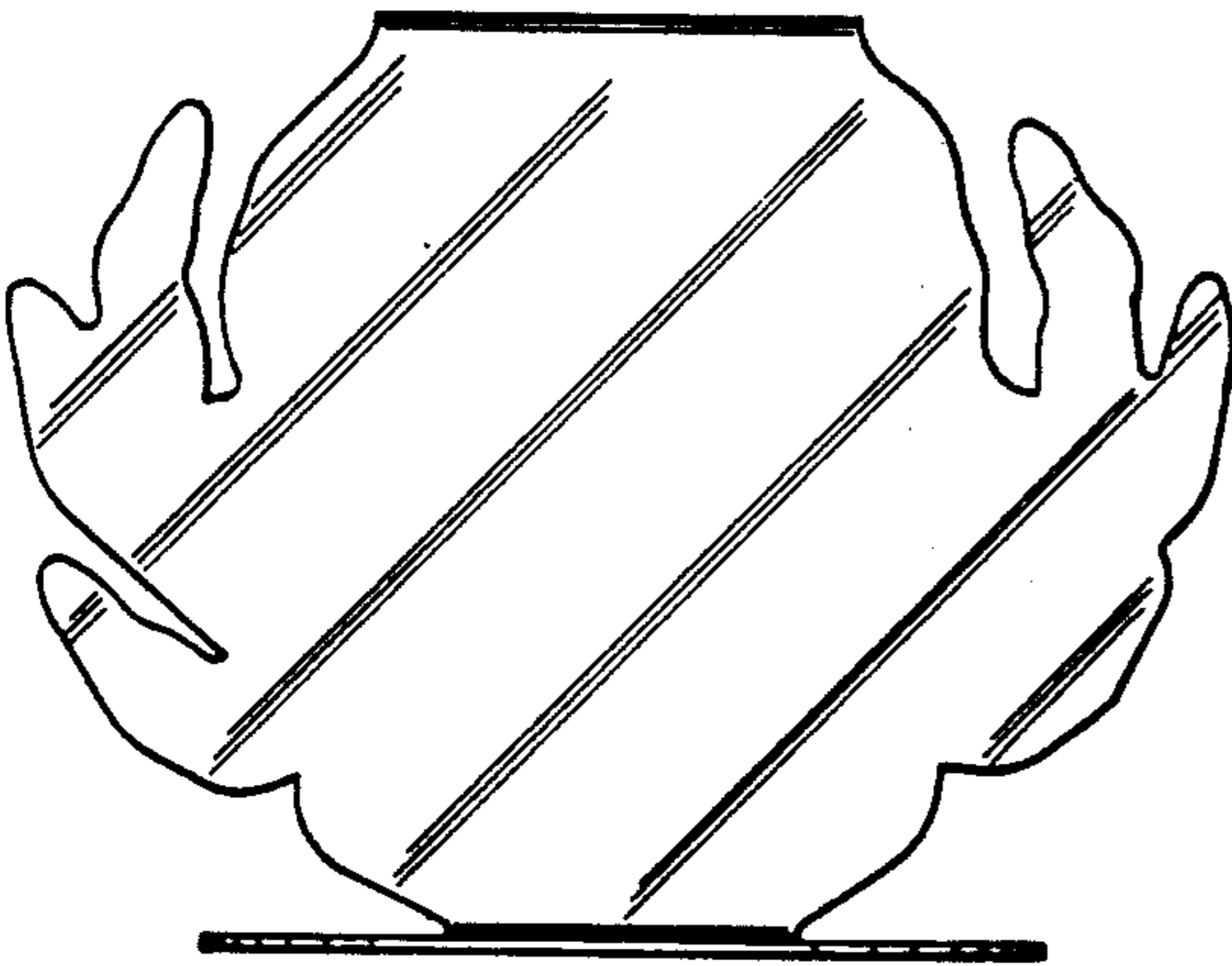


FIG. 5

