



US00D344281S

United States Patent [19]

[11] Patent Number: **Des. 344,281**

Jannard et al.

[45] Date of Patent: **** Feb. 15, 1994**

[54] **EYEGLASSES**

[75] Inventors: **James H. Jannard**, San Juan Capistrano; **George Tackles**, Lake Elsinore, both of Calif.

[73] Assignee: **Oakley, Inc.**, Irvine, Calif.

[**] Term: **14 Years**

[21] Appl. No.: **825,491**

[22] Filed: **Jan. 29, 1992**

[52] U.S. Cl. **D16/102**

[58] Field of Search **D2/79, 246; 351/44, 351/47, 111, 120, 123, 103, 106, 83; D16/102, 104, 111, 112, 116, 118, 127; D21/190, 240**

2,834,252	5/1958	Morrison	351/106
2,949,638	8/1960	Butler .	
3,425,774	2/1969	Lindblom .	
3,475,083	7/1965	Gitlin et al. .	
3,565,517	7/1965	Gitlin et al. .	
3,684,356	8/1972	Bates	351/123
3,744,887	7/1973	Dunbar	351/153
4,240,718	12/1980	Wichers	351/111
5,054,903	10/1991	Jannard et al.	351/123

Primary Examiner—Bernard Ansher

Assistant Examiner—R. Barkai

Attorney, Agent, or Firm—Knobbe, Martens, Olson & Bear

[57] **CLAIM**

The ornamental design for eyeglasses, as shown and described.

DESCRIPTION

FIG. 1 is a front-elevational view of eyeglasses of the present invention;

FIG. 2 is a rear elevational view of the eyeglasses of FIG. 1;

FIG. 3 is a side view of the eyeglasses of FIG. 1, the opposite side being a mirror image thereof;

FIG. 4 is a top plan view of the eyeglasses of FIG. 1; and,

FIG. 5 is a bottom plan view of the eyeglasses of FIG. 1.

[56] **References Cited**

U.S. PATENT DOCUMENTS

Re. 17,994	3/1931	Emons	351/83
D. 145,288	7/1946	Cicco .	
D. 204,496	4/1966	McCulloch .	
D. 281,074	10/1985	Levoy	D16/102
D. 324,528	3/1992	Jannard	D16/102
1,338,880	5/1920	Stevens .	
2,027,037	1/1936	Gottlieb .	
2,031,771	2/1936	Grier .	
2,108,074	2/1938	McMahon .	
2,561,402	7/1951	Nelson .	

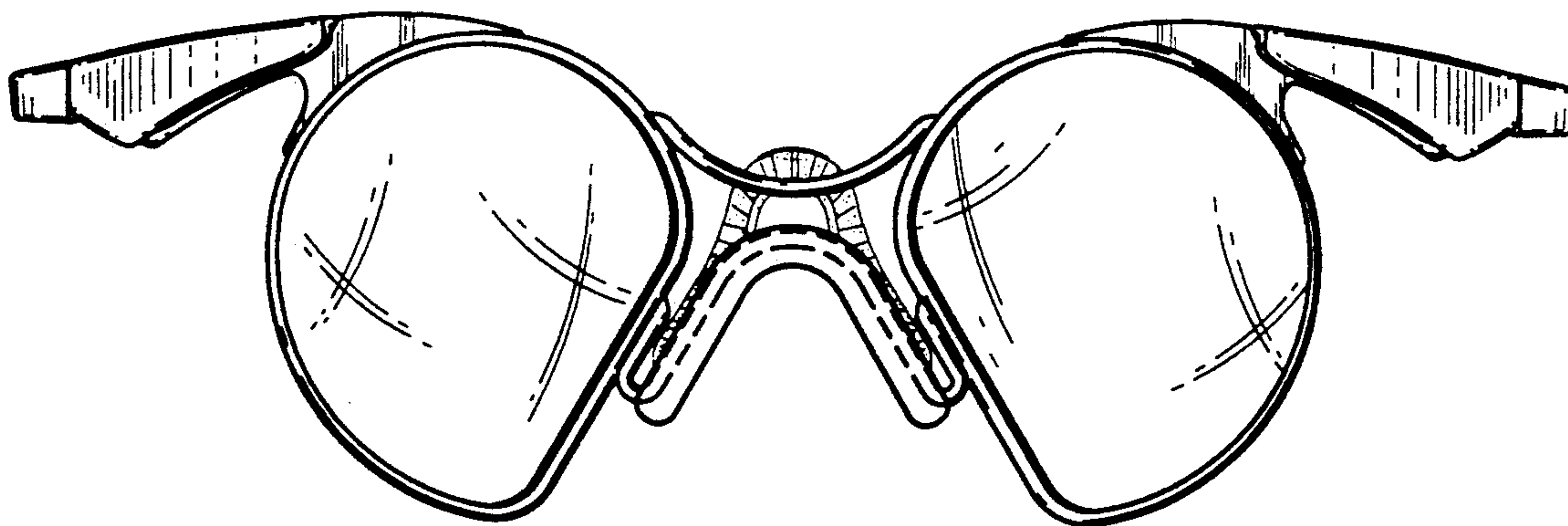


FIG. 1

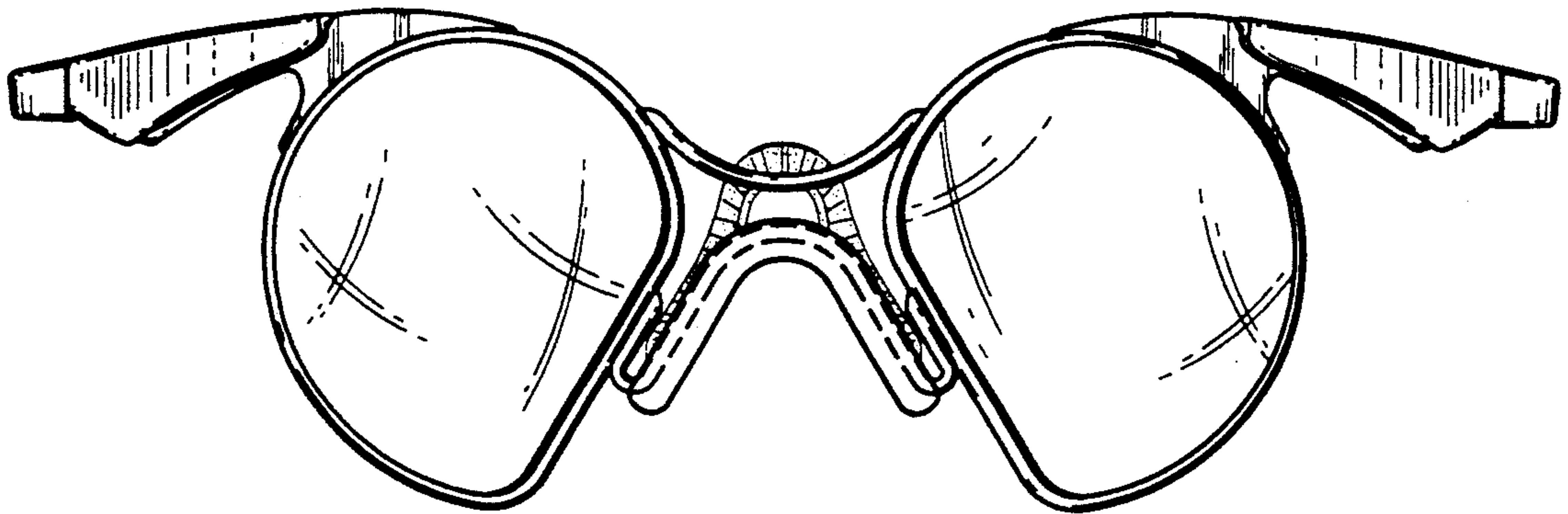


FIG. 2

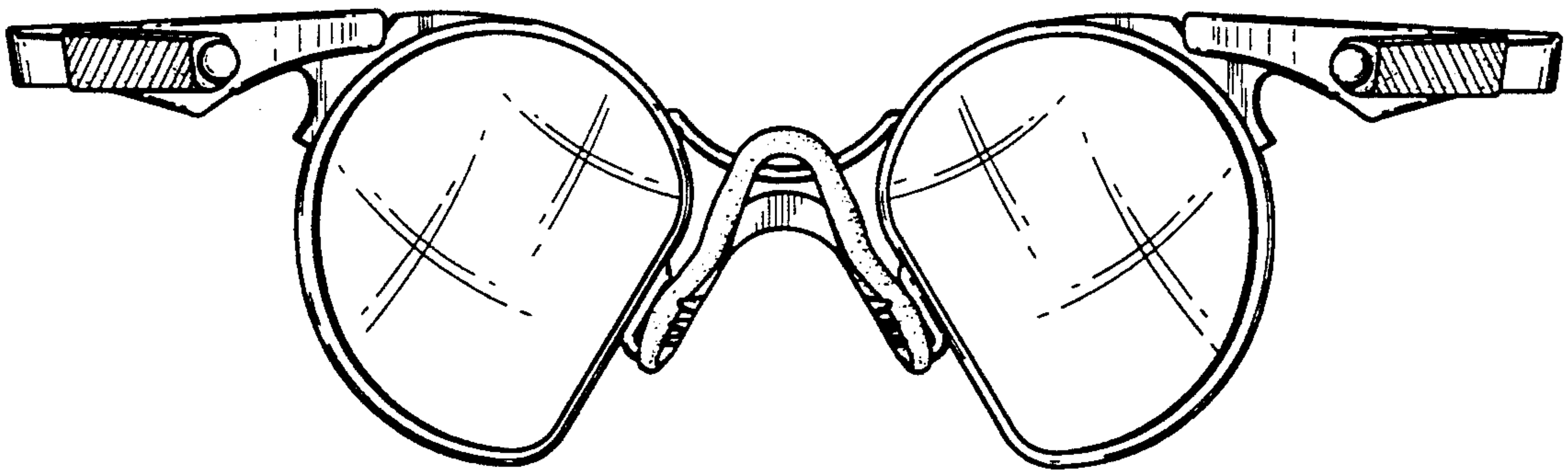
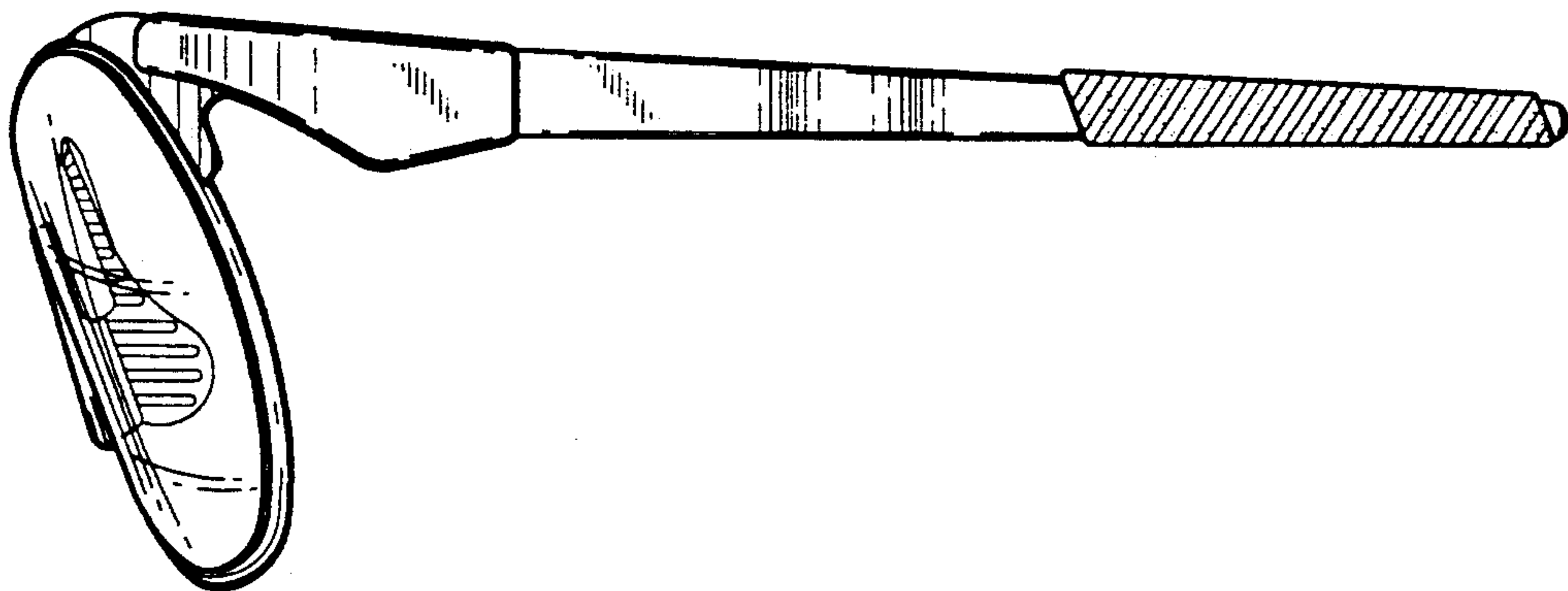


FIG. 3



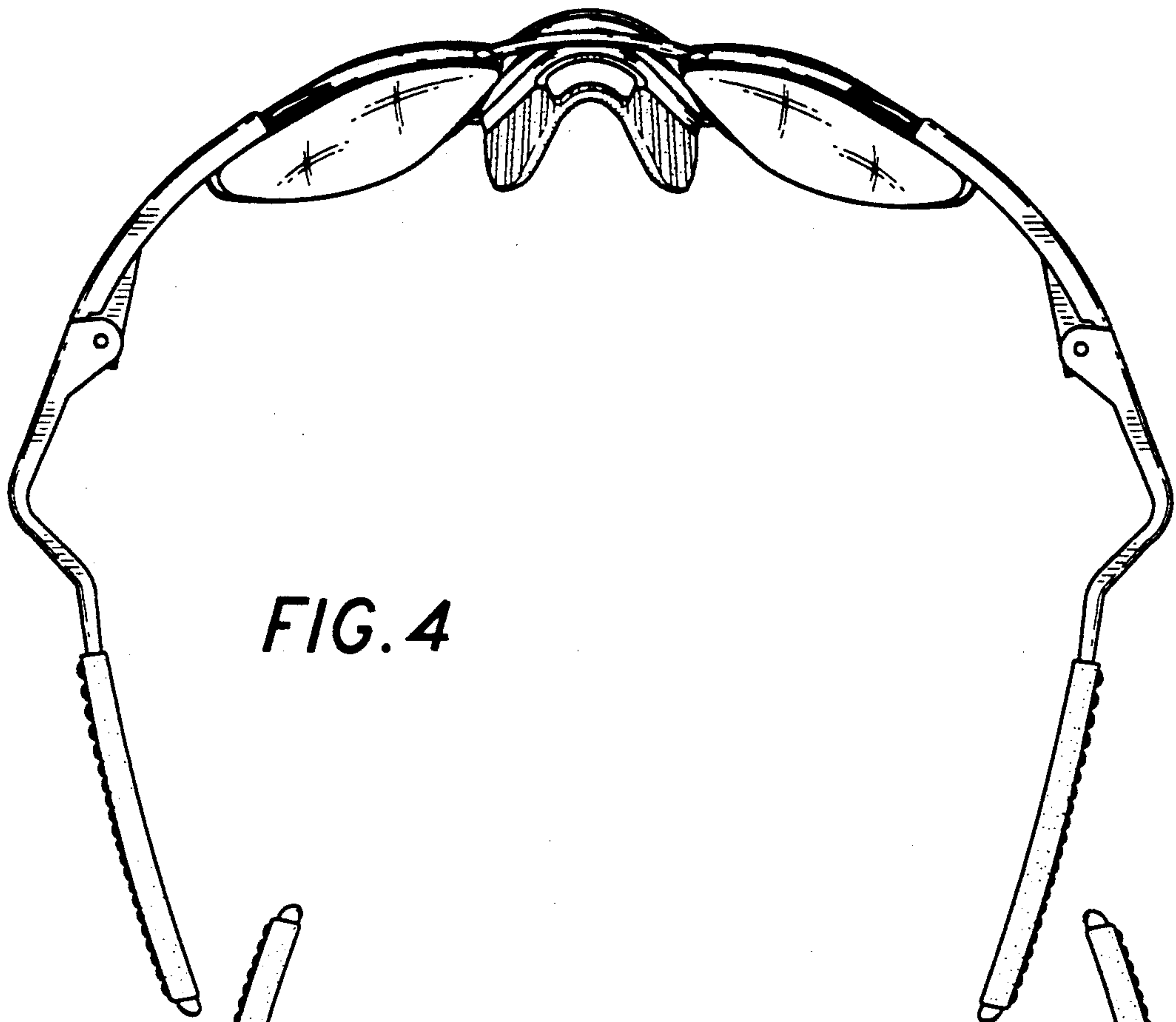


FIG. 4

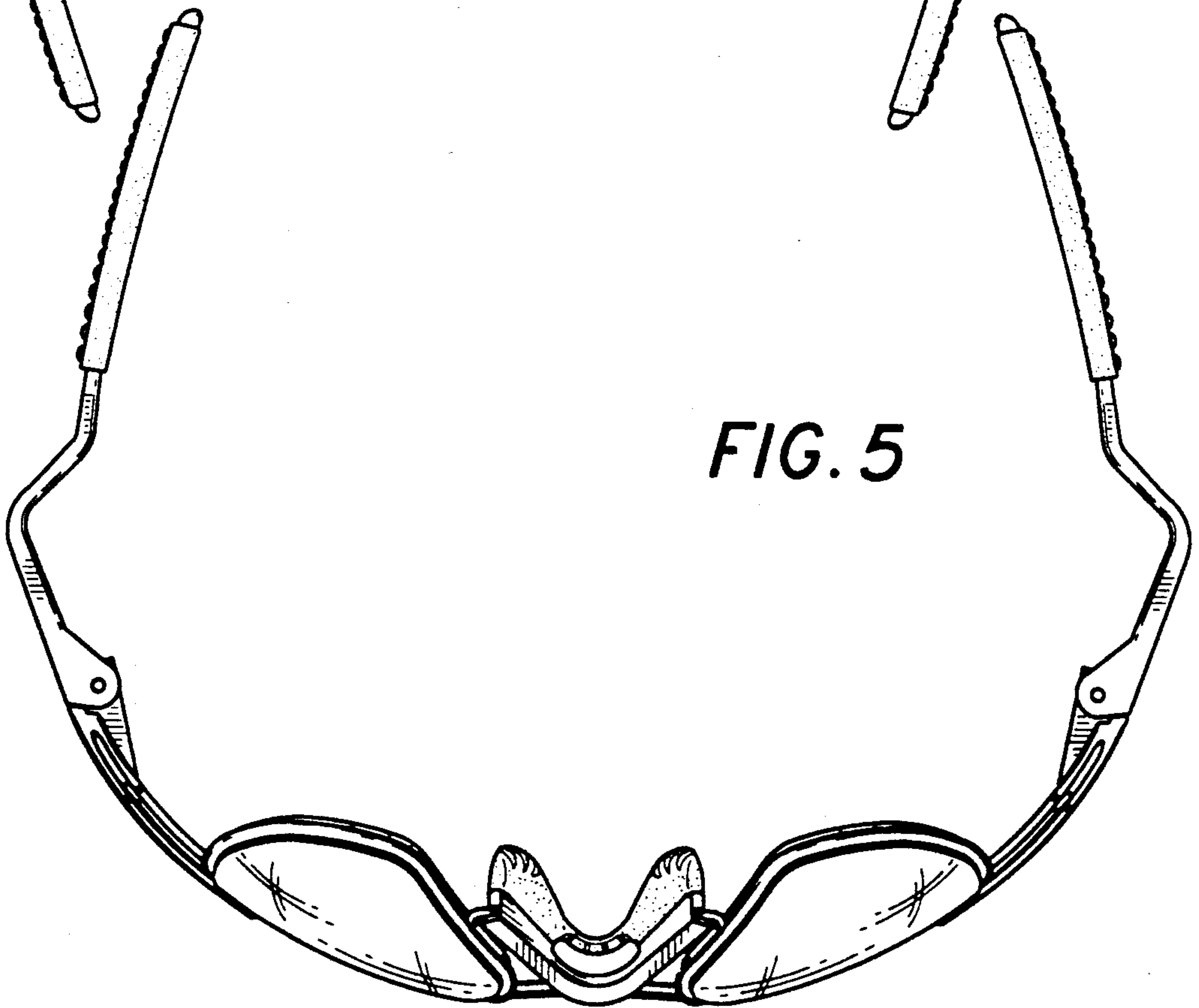


FIG. 5