



US00D344277S

United States Patent [19]

[11] Patent Number: **Des. 344,277**

Kenig

[45] Date of Patent: **** Feb. 15, 1994**

[54] **DECORATIVE RING BEARING FOR VISIBLE USE APPLICATIONS**

[76] Inventor: **Nisan Kenig**, 12415 Grove Meadow Dr., Stafford, Tex. 77477

[**] Term: **14 Years**

[21] Appl. No.: **620,335**

[22] Filed: **Nov. 29, 1990**

[52] U.S. Cl. **D15/143**

[58] Field of Search **384/490; D15/138-143**

[56] **References Cited**

U.S. PATENT DOCUMENTS

D. 29,522	10/1898	Cummings	D15/143
D. 243,664	3/1977	Lyon	D15/138
D. 258,828	4/1981	Zrobek	D15/143 X
D. 265,654	8/1982	Miyakawa	D15/138 X
D. 327,281	6/1992	Macomber	D15/140 X
2,472,876	6/1949	Ahrndt et al.	D15/127 X
4,477,126	10/1984	Price	384/490

OTHER PUBLICATIONS

Kilian, All Steel Bearing With Knurled Outer Surface, ©1977, back cover.

Primary Examiner—Nelson C. Holtje
Assistant Examiner—Antoine D. Davis
Attorney, Agent, or Firm—S. Michael Bender

[57] **CLAIM**

The ornamental design for a decorative ring bearing for visible use applications, as shown and described.

DESCRIPTION

FIG. 1 is a front elevational view of the decorative ring bearing for visible use applications showing my new design;
FIG. 2 is a rear elevational view thereof;
FIG. 3 is a left side elevational view thereof;
FIG. 4 is a right side elevational view thereof;
FIG. 5 is a top plan view thereof;
FIG. 6 is a bottom plan view thereof; and,
FIG. 7 is a perspective view from above.

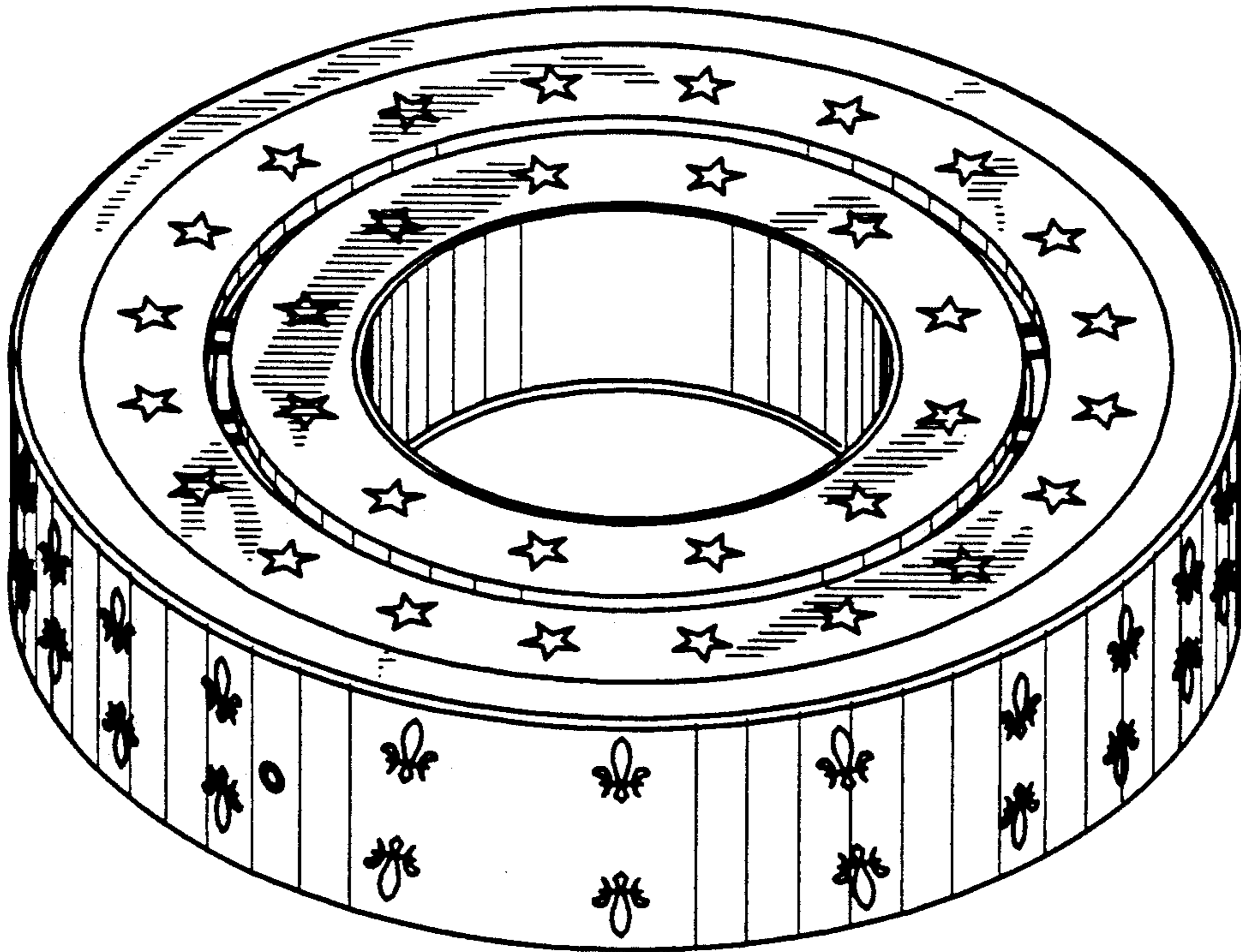


FIG. 1




FIG. 2




FIG. 3




FIG. 4




FIG. 5

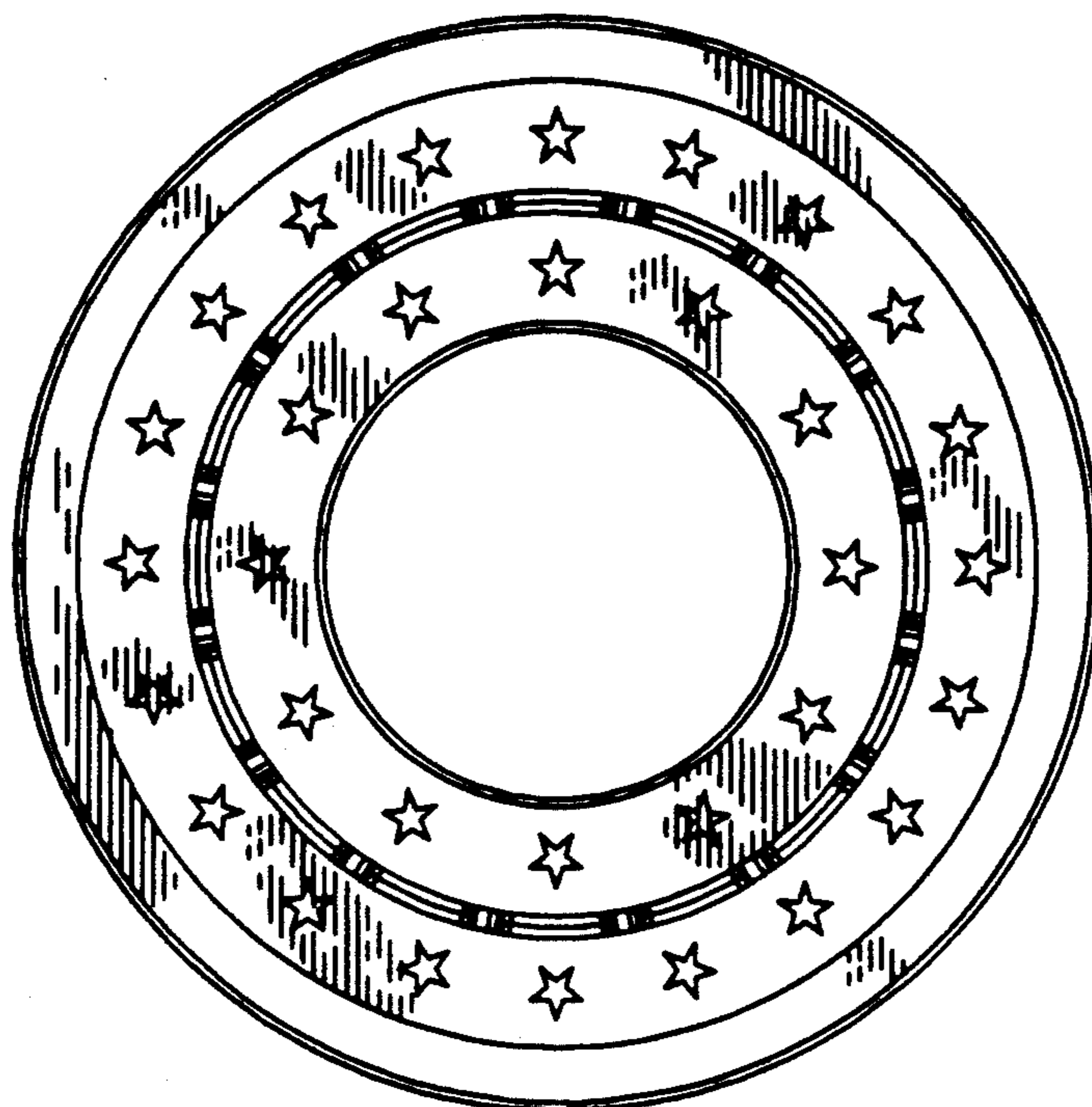


FIG. 6

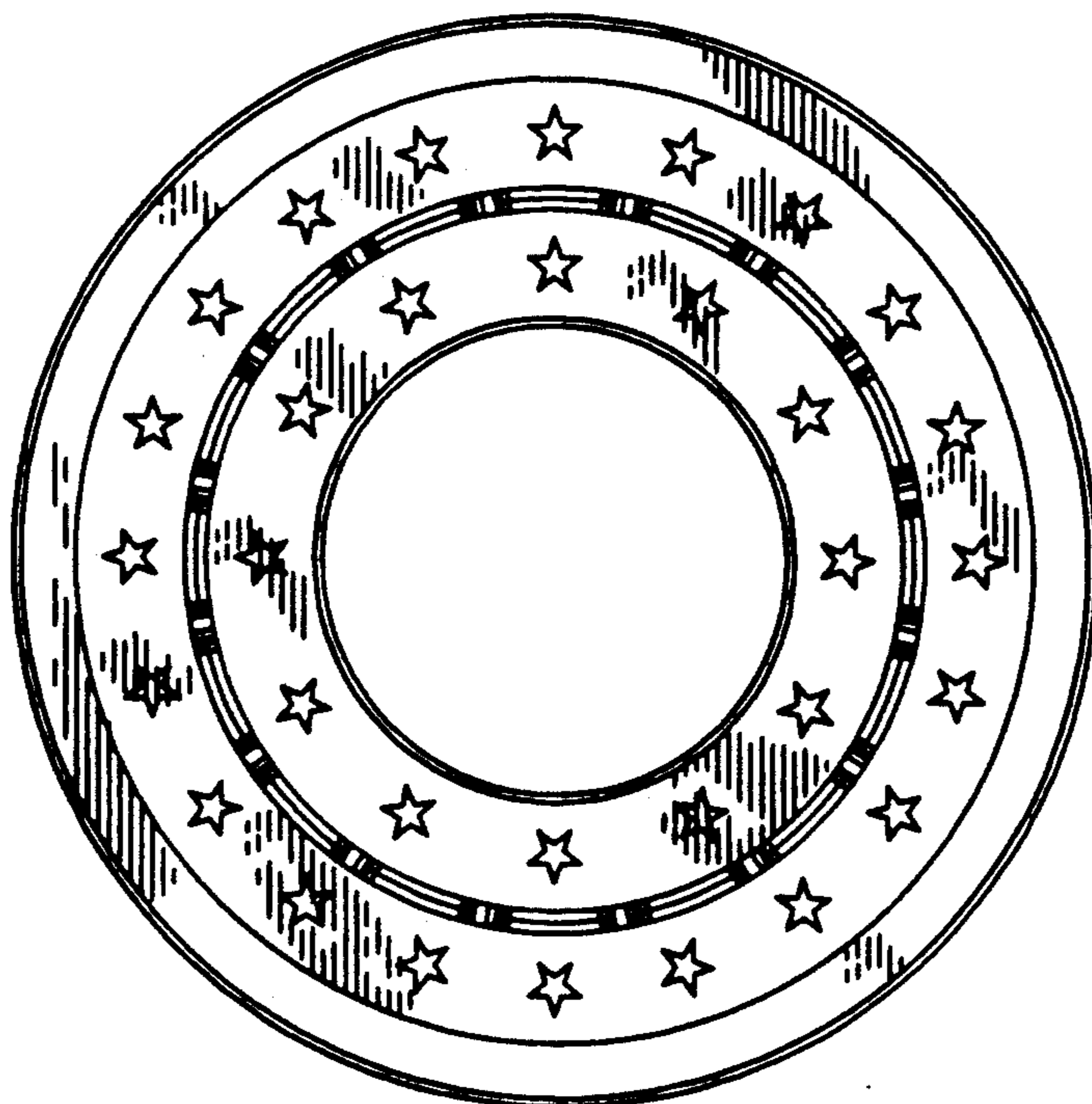


FIG. 7

