



US00D344249S

# United States Patent [19]

[11] Patent Number: **Des. 344,249**

**Carmichael**

[45] Date of Patent: **\*\* Feb. 15, 1994**

## [54] SUPPORT RING FOR A WREATH

[76] Inventor: **Thomas Carmichael**, P.O. Box 195,  
Tracyton, Wash. 98393

[\*\*] Term: **14 Years**

[21] Appl. No.: **611,094**

[22] Filed: **Nov. 6, 1990**

[52] U.S. Cl. .... **D11/120**

[58] Field of Search ..... **47/41.1; 248/27.8;**  
**428/23, 10; D11/120**

### [56] **References Cited**

#### **U.S. PATENT DOCUMENTS**

2,227,187	12/1940	Hanson	.....	D11/120 X
2,258,442	10/1941	Brenner	.	
2,346,824	4/1944	Cohen	.....	D11/120 X
2,740,218	4/1956	Miller	.	
2,761,233	9/1956	Brown	.....	D11/120 X
3,050,890	8/1962	Bloch	.....	47/41.01 X
3,308,005	3/1967	Pinnecker	.....	47/41.01 X
3,511,736	5/1970	Nielsen, Jr. et al.	.....	248/27.8
3,591,442	7/1971	Matesi	.....	47/41.01 X
4,100,316	7/1978	Lackey	.....	248/27.8 X

### FOREIGN PATENT DOCUMENTS

22868 10/1929 Australia .

### OTHER PUBLICATIONS

"Wreath and Wire Frames", North Wreath Supply  
Brochure—2 pages.

Related U.S. application Ser. No. 07/658,325, undated.  
Photographs showing various supporting frames for  
wreaths on the market, undated.

*Primary Examiner*—Bernard Ansher

*Assistant Examiner*—Dominic Simone

*Attorney, Agent, or Firm*—Pollock, Vande Sande &  
Priddy

### [57] **CLAIM**

The ornamental design for a support ring for a wreath,  
as shown and described.


### **DESCRIPTION**

FIG. 1 is a top plan view of a support ring for a wreath  
showing my new design;

FIG. 2 is a bottom plan view thereof;

FIG. 3 is a fragmentary perspective view thereof; and,

FIG. 4 is a side elevational view thereof.






FIG. 1




FIG. 3




FIG. 2



FIG. 4