



US00D344226S

# United States Patent [19] Glynn

[11] Patent Number: **Des. 344,226**

[45] Date of Patent: **\*\* Feb. 15, 1994**

[54] **RIBBED SIGN HOLDER CLAMP**

[56]

### References Cited

#### U.S. PATENT DOCUMENTS

[75] Inventor: **John J. Glynn, Plymouth, Minn.**

2,051,504 8/1936 Cleef ..... 269/249

2,236,913 4/1941 Merrill ..... 269/249

[73] Assignee: **Glynn Company, Inc., Minnetonka, Minn.**

4,747,590 5/1988 Yang ..... 269/249

4,753,425 6/1988 Yang ..... 269/249

[\*\*] Term: **14 Years**

*Primary Examiner*—Alan P. Douglas

*Assistant Examiner*—J. H. Musgrove

*Attorney, Agent, or Firm*—Palmatier, Sjoquist & Helget

[21] Appl. No.: **11,217**

[57]

### CLAIM

[22] Filed: **Jul. 30, 1993**

The ornamental design for a ribbed sign holder clamp, as shown and described.

### DESCRIPTION

#### Related U.S. Application Data

[63] Continuation-in-part of Ser. No. 933,053, Aug. 19, 1992.

[52] U.S. Cl. .... **D8/73**

[58] Field of Search ..... **D8/72, 73, 74; 269/45, 269/88, 249, 97, 98, 99, 100; 248/229; 24/341, 486**

FIG. 1 is a front elevational view of a ribbed sign holder clamp showing my new design which is a mirror image of the rear elevational view;


FIG. 2 is a right side elevational view;

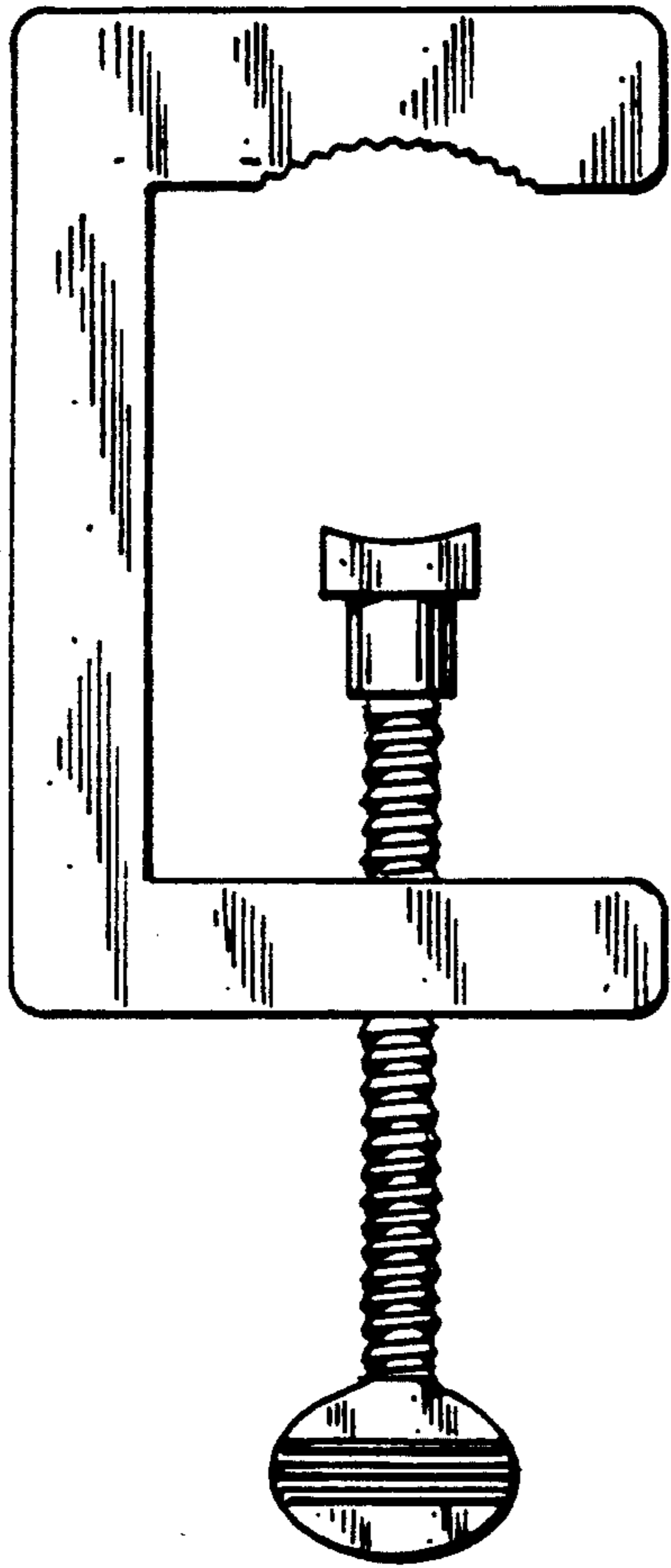
FIG. 3 is a top plan view;

FIG. 4 is a bottom plan view;

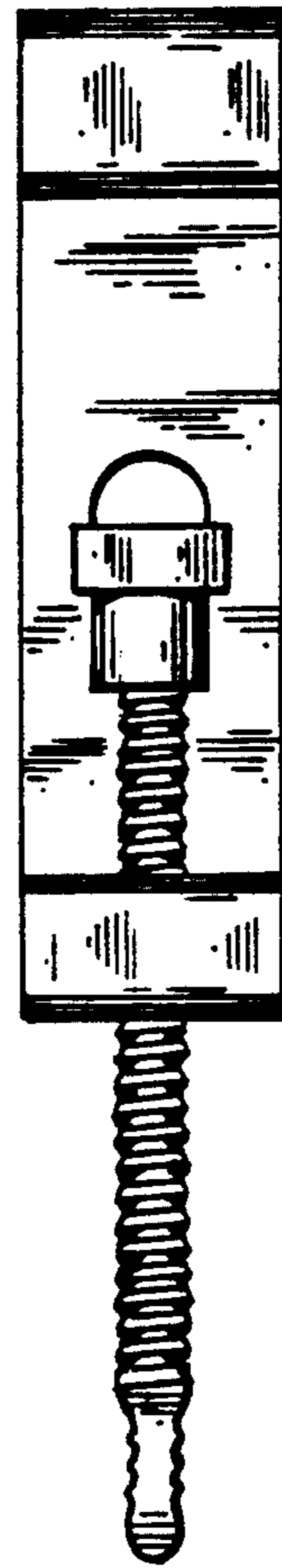
FIG. 5 is a front perspective view; and,

FIG. 6 is a left side elevational view.

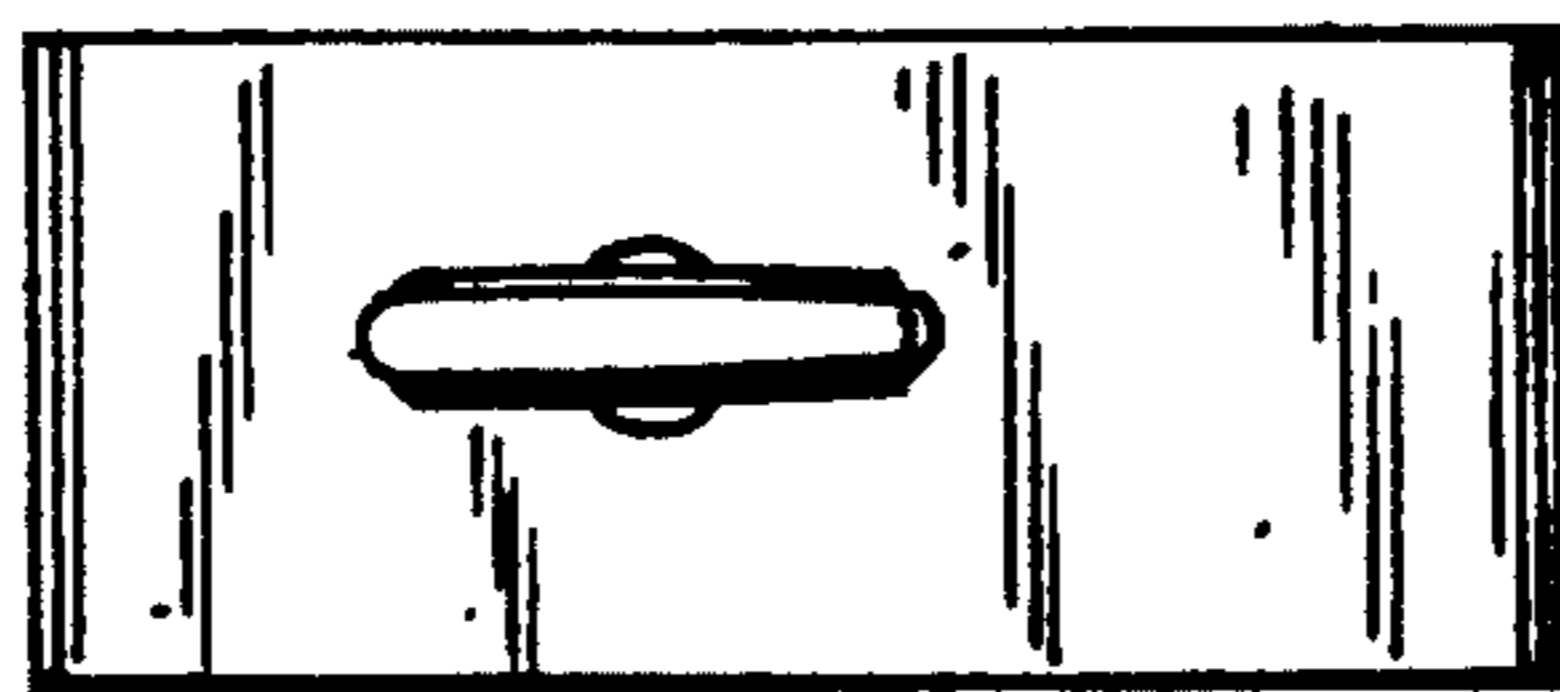




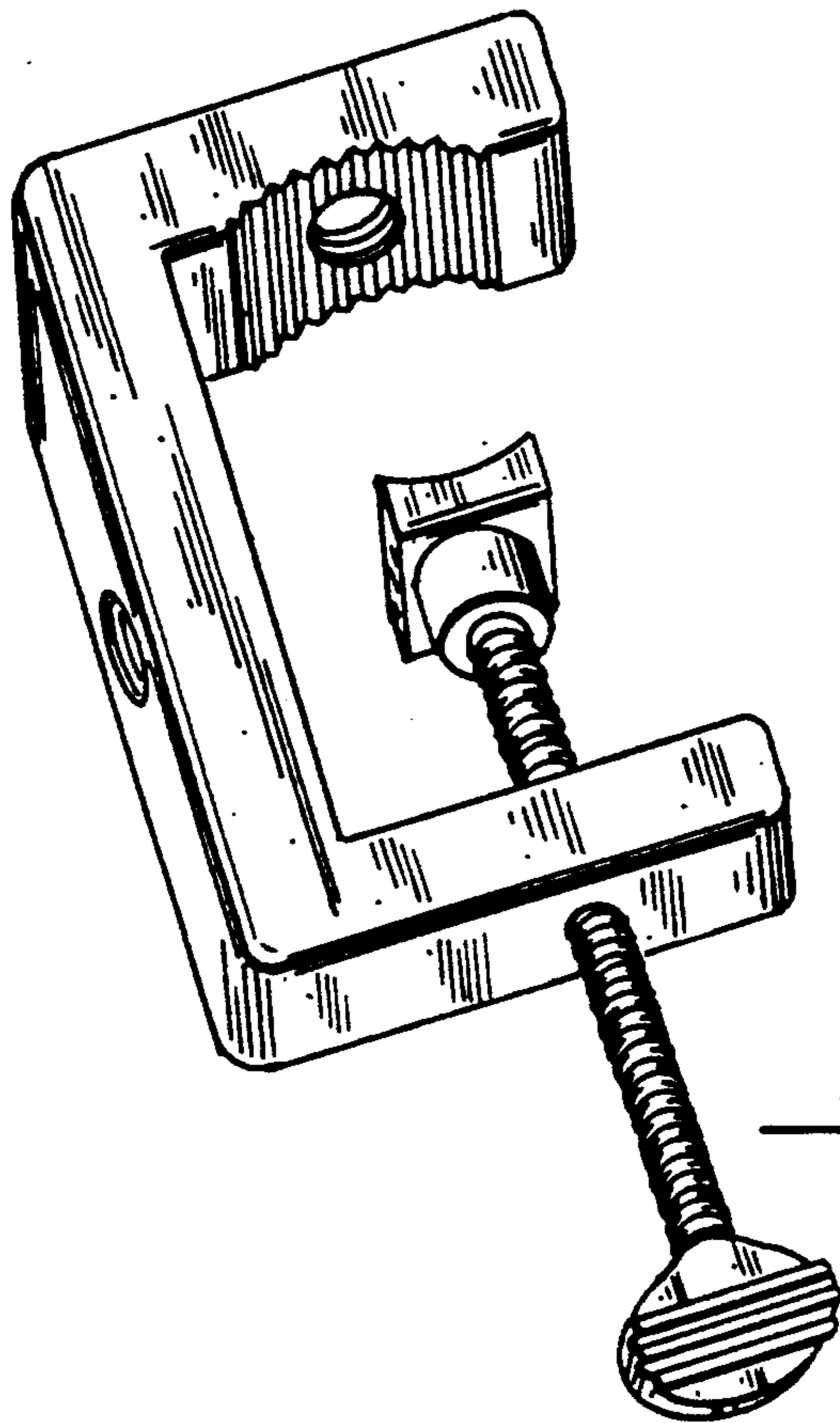
*Fig. 1.*




*Fig. 2.*




*Fig. 4.*



*Fig. 5.*



*Fig. 6.*



*Fig. 3.*