



US00D344218S

United States Patent [19]

[11] Patent Number: **Des. 344,218**

Wensley et al.

[45] Date of Patent: **** Feb. 15, 1994**

[54] **LOPPERS**

5,020,222 6/1991 Gosselin et al. 30/352 X

[75] Inventors: **Stephen Wensley, Llantwit Major; Alan S. Merrick, Cowbridge; Andrew P. Brian, Bridgend, all of Wales**

OTHER PUBLICATIONS

Union Fork & Hoe Company, Dec. 1986, p. 13, loppers, item A located in middle of page.

[73] Assignee: **Fiskars Oy Ab, Helsinki, Finland**

Clapper's Garden Catalog, Apr. 20, 1988, p. 23, loopers, item c located in middle of page.

[**] Term: **14 Years**

Primary Examiner—Wallace R. Burke

[21] Appl. No.: **5,719**

Assistant Examiner—H. Baynham

[22] Filed: **Mar. 10, 1993**

Attorney, Agent, or Firm—Foley & Lardner

[30] Foreign Application Priority Data

[57] CLAIM

Sep. 11, 1992 [GB] United Kingdom 2025664

The ornamental design for loppers, as shown.

[52] U.S. Cl. **D8/5**

DESCRIPTION

[58] Field of Search D8/4, 5; 30/251-252, 30/253

FIG. 1 is a front elevational view of loppers showing our new design;

[56] References Cited

U.S. PATENT DOCUMENTS

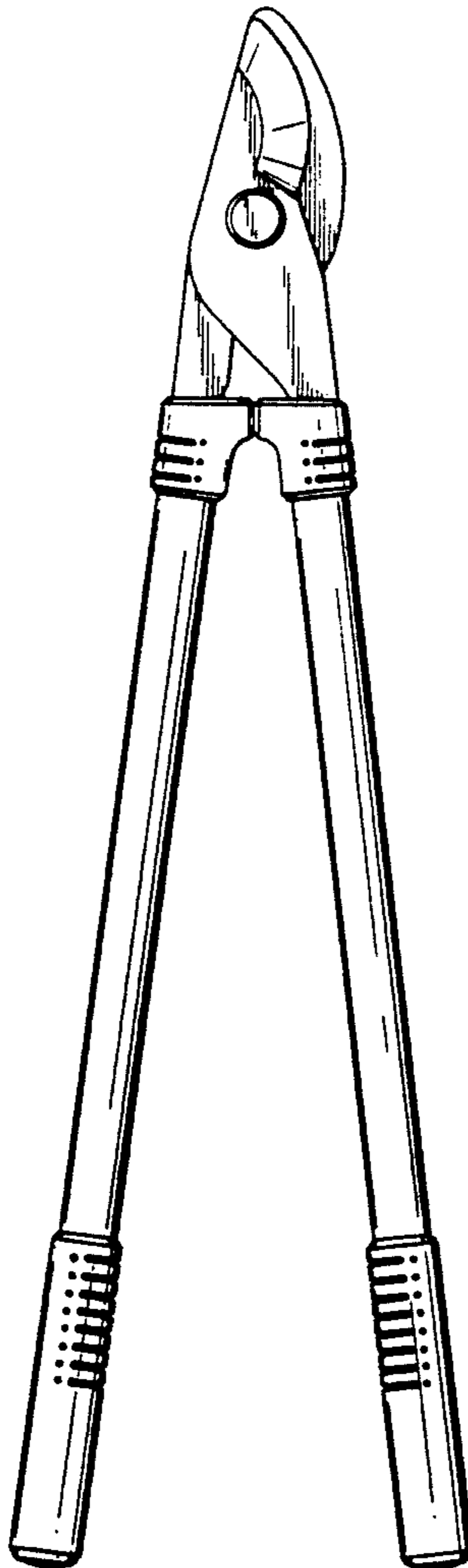
3,372,478 3/1968 Wallace et al. 30/352 X

FIG. 2 is a side elevational view thereof with the opposite side being a mirror image;

FIG. 3 is a rear elevational view thereof;

FIG. 4 is a top plan view thereof; and,

FIG. 5 is a bottom plan view thereof.



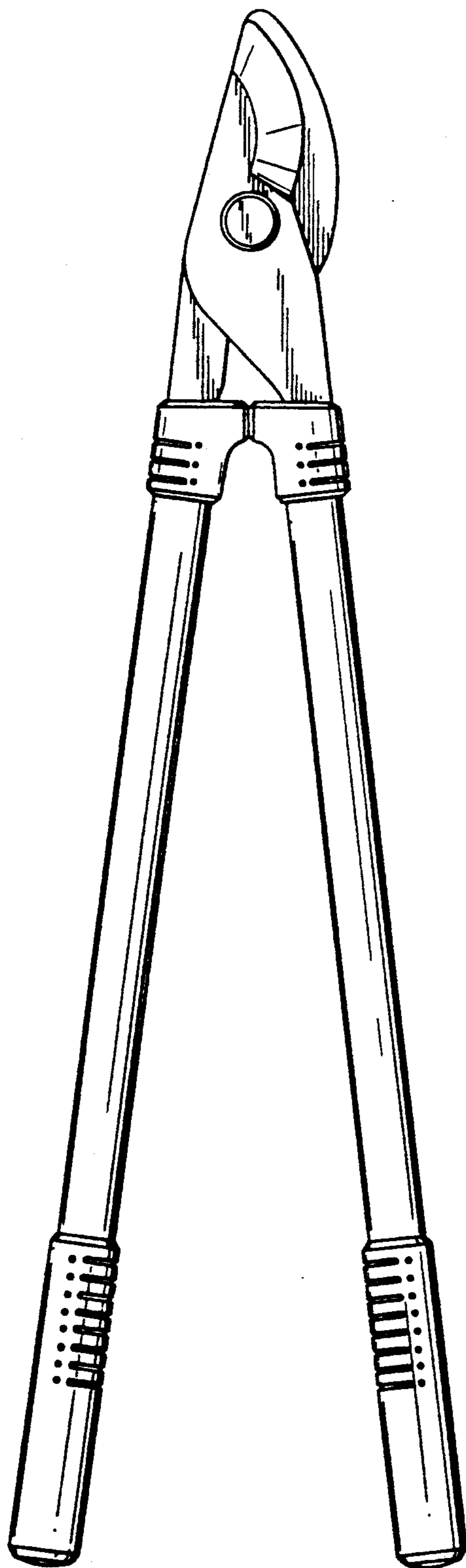


Fig. 1.



Fig. 2.

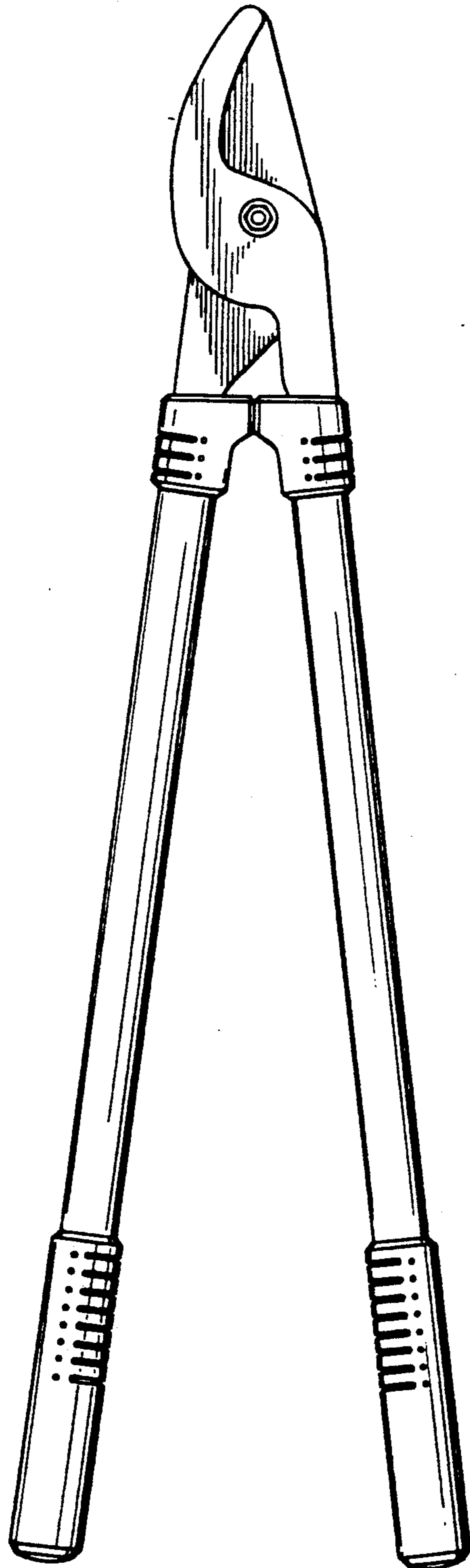


Fig. 3.



Fig. 4.



Fig. 5.