



US00D344209S

United States Patent [19]

[11] Patent Number: **Des. 344,209**

Cousins et al.

[45] Date of Patent: **** Feb. 15, 1994**

- [54] SEAL
- [75] Inventors: **Morison S. Cousins**, Winter Park;
Brian L. Aiken, Orlando, both of Fla.
- [73] Assignee: **Dart Industries, Inc.**, Deerfield, Ill.
- [**] Term: **14 Years**
- [21] Appl. No.: **851,153**
- [22] Filed: **Mar. 13, 1992**
- [52] U.S. Cl. **D7/392.1; D7/391; D9/454**
- [58] Field of Search **D7/503, 534, 507, 513, D7/543, 544, 545, 546, 555, 553, 629, 512, 548, 584, 329.1, 538, 542, 572, 601, 602, 608, 400, 629, 542, 591, 371; 220/355, 352, 772, 629; D9/435, 454, 500, 431, 503, 425, 504**

- D. 329,355 12/1992 Yagi D7/534 X
- D. 329,572 12/1992 Krupa D7/542
- D. 336,596 6/1993 Osgood et al. D7/542 X
- 2,614,406 10/1952 Carpenter D7/534 X
- 3,401,825 9/1968 Weiss D9/454 X
- 3,421,681 1/1969 Frank D9/454 X
- 3,438,529 4/1969 Lohrer D9/435 X
- 4,209,126 6/1980 Elias D9/454 X
- 4,809,868 3/1989 Pomroy D7/538 X
- 4,981,229 1/1991 Lanham D9/434 X

Primary Examiner—Nelson C. Holtje
Assistant Examiner—M. N. Pandozzi
Attorney, Agent, or Firm—John A. Doninger

[57] CLAIM

The ornamental design for a seal, as shown and described.

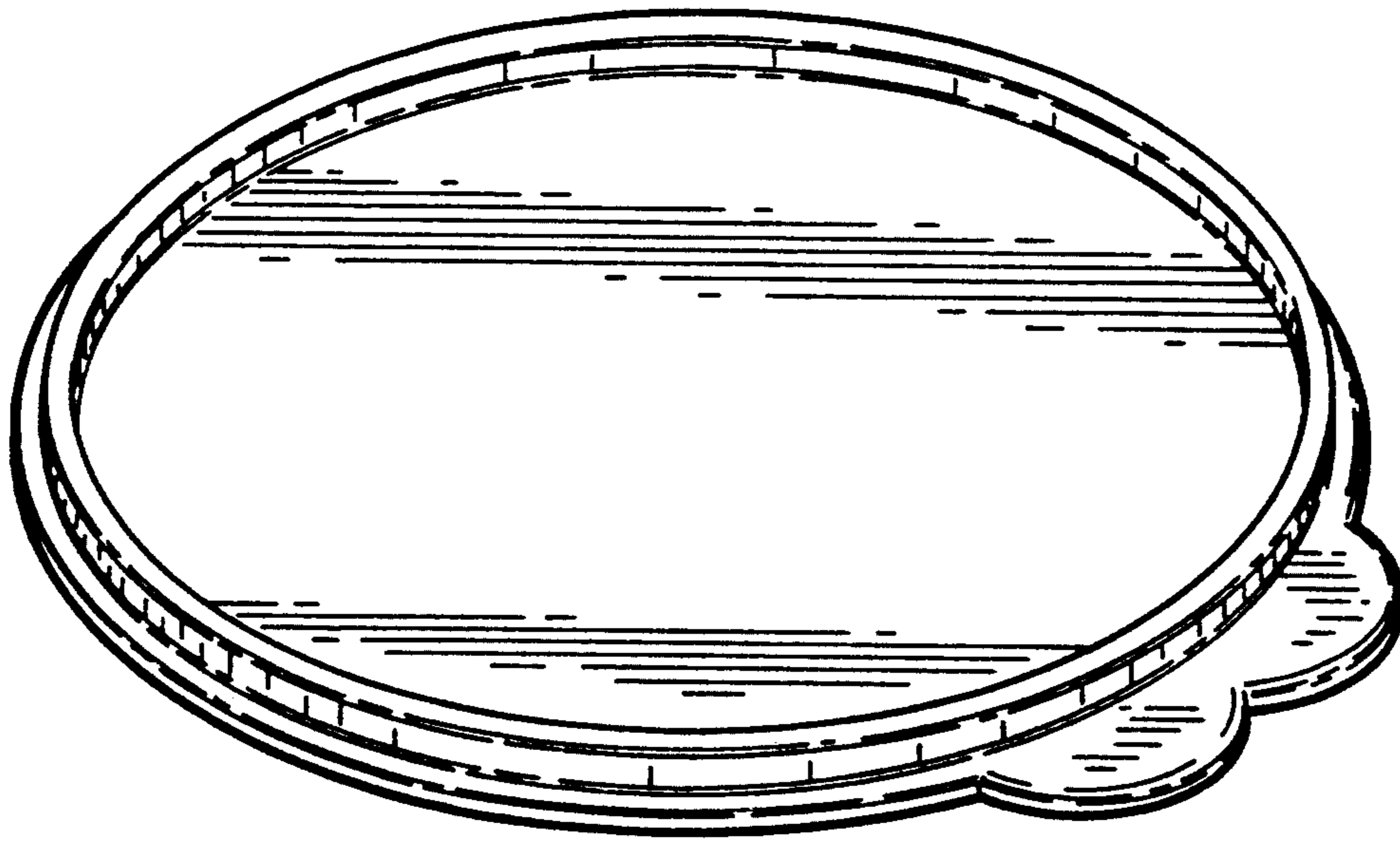
DESCRIPTION

FIG. 1 is a top perspective view of a seal showing our new design;
 FIG. 2 is a side elevational view, the side opposite being a mirror image thereof;
 FIG. 3 is an elevational view from the right side of FIG. 2;
 FIG. 4 is an elevational view from the left side of FIG. 2;
 FIG. 5 is a top plan view;
 FIG. 6 is a bottom plan view; and,
 FIG. 7 is an enlarged cross-sectional view in the plane 7—7 in FIG. 5.

[56] References Cited

U.S. PATENT DOCUMENTS

- D. 88,343 11/1932 Dowd .
- D. 93,288 9/1934 Robinson .
- D. 116,030 8/1939 Heisey .
- D. 119,964 4/1940 May .
- D. 137,961 5/1944 Kapner et al. .
- D. 191,215 8/1961 Schroeder .
- D. 216,146 11/1969 Bateman et al. .
- D. 244,742 6/1977 Daenen D7/538
- D. 256,417 8/1980 Greger D7/392.1
- D. 299,102 12/1988 Maki D7/591 X
- D. 309,554 7/1990 Meisner .



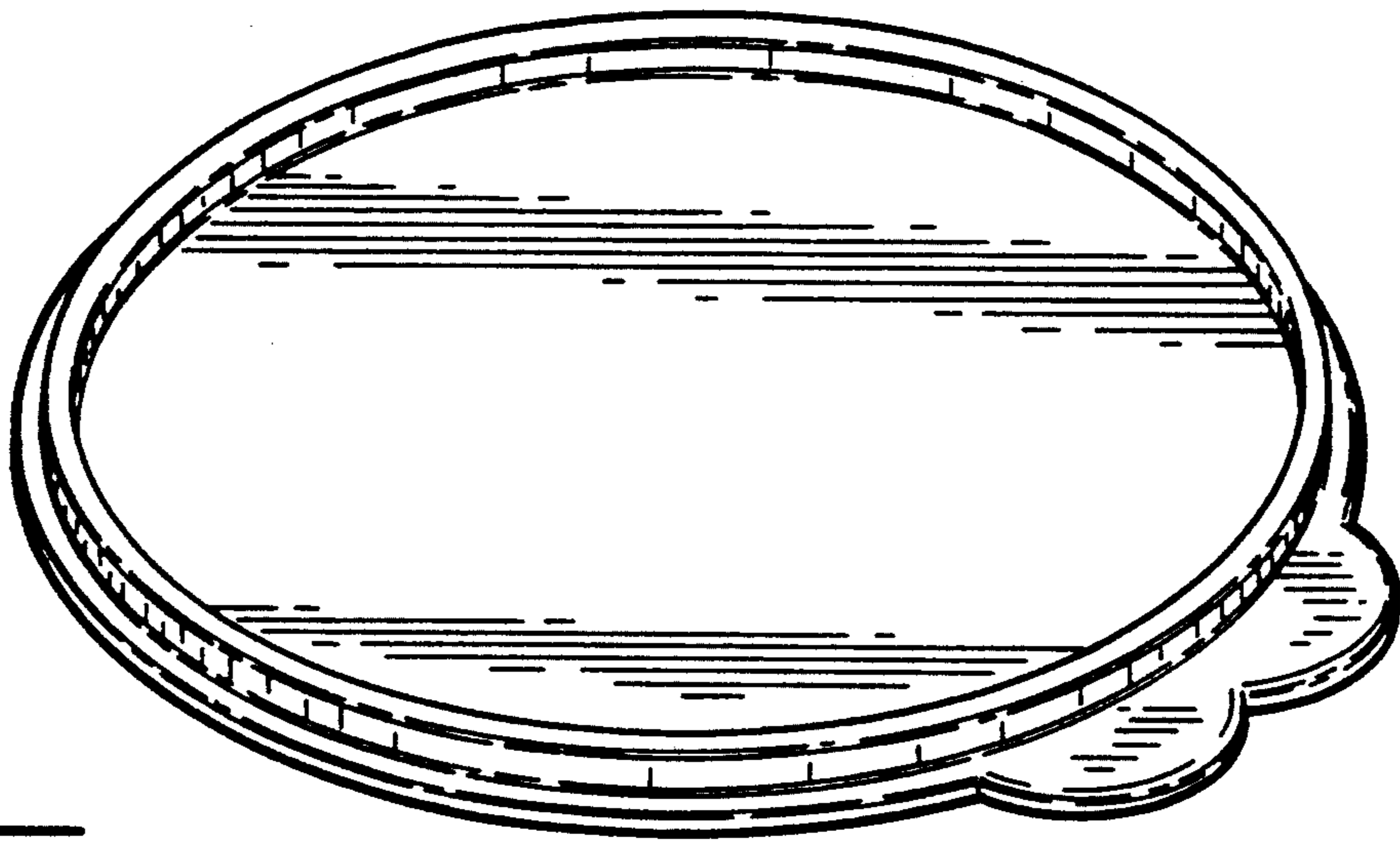


FIG. 1




FIG. 2



FIG. 3



FIG. 4

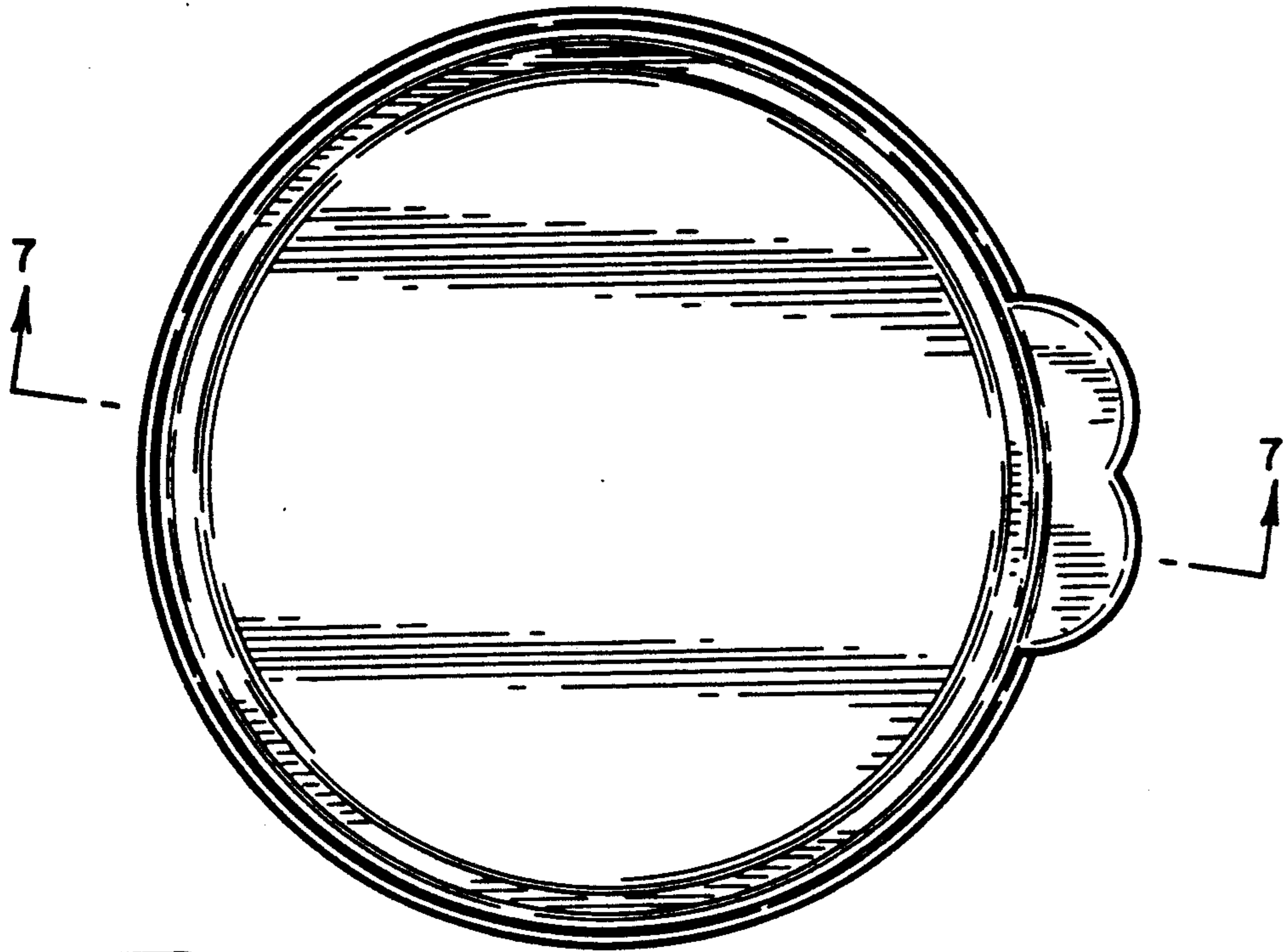


FIG. 5

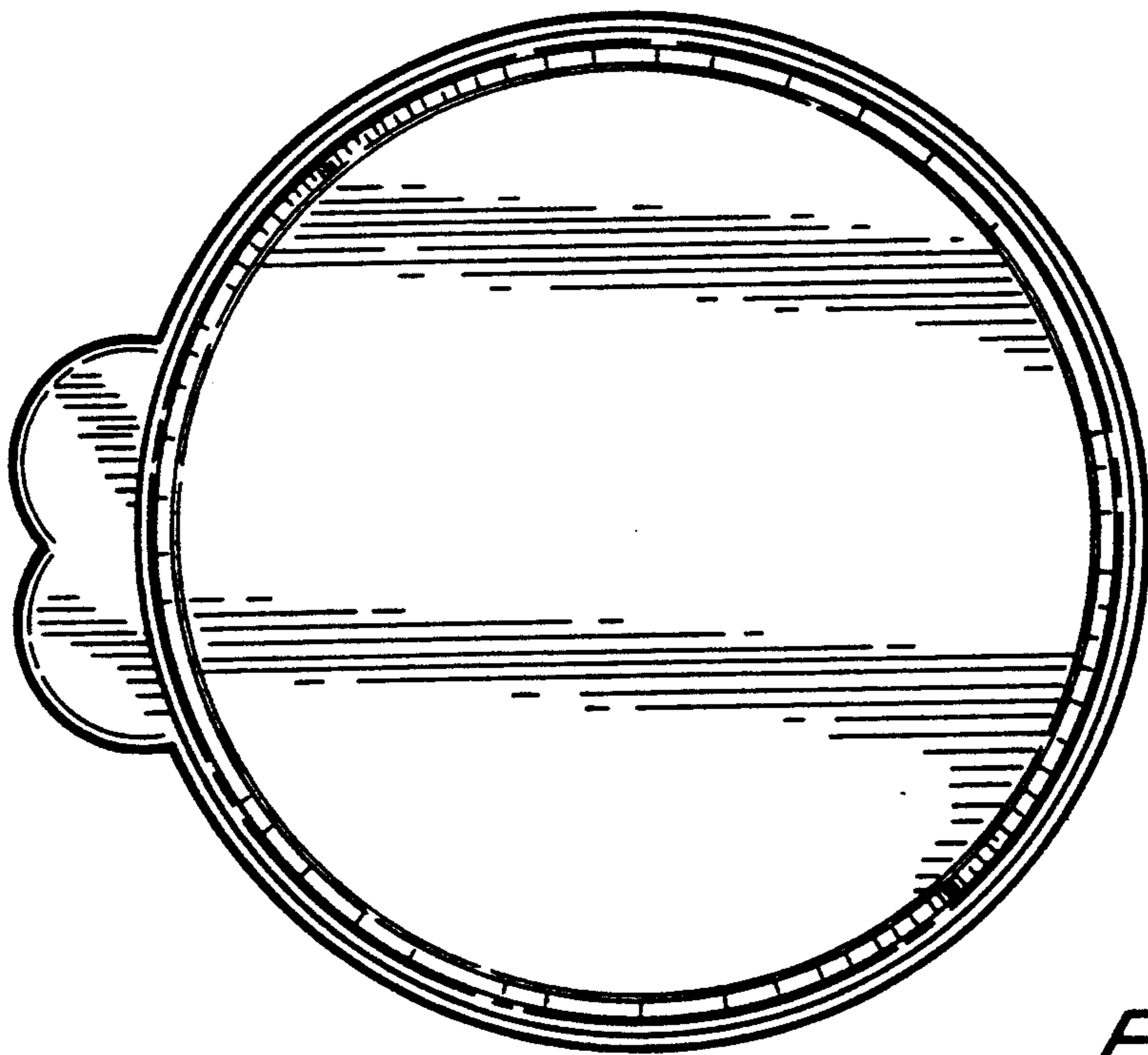


FIG. 6



FIG. 7