



US00D344173S

# United States Patent [19]

[11] Patent Number: **Des. 344,173**

**Dolinsky**

[45] Date of Patent: **\*\* Feb. 15, 1994**

[54] FOOTWEAR OUTSOLE

D. 334,091 3/1993 McDonald ..... D2/320  
D. 334,092 3/1993 Teague ..... D2/320

[75] Inventor: **Dennis Dolinsky, Morristown, N.J.**

*Primary Examiner*—Louis S. Zarfes  
*Attorney, Agent, or Firm*—Kirschstein et al.

[73] Assignee: **E. S. Originals, Inc., New York, N.Y.**

[\*\*] Term: **14 Years**

### [57] CLAIM

[21] Appl. No.: **2,484**

The ornamental design for a footwear outsole, as shown.

[22] Filed: **Dec. 14, 1992**

[52] U.S. Cl. .... **D2/953**

[58] Field of Search ..... **D2/264, 265, 273, 274, D2/279, 311, 317-323; 36/25 R, 28, 29, 30 R, 32 R, 59 R, 59 C, 83, 84, 89, 100-107, 112-114, 132, 136**

### DESCRIPTION

### [56] References Cited

#### U.S. PATENT DOCUMENTS

D. 327,164 6/1992 Hatfield ..... D2/320  
D. 328,968 9/1992 Hatfield ..... D2/320  
D. 329,941 10/1992 Hatfield ..... D2/320  
D. 333,034 2/1993 McDonald ..... D2/320  
D. 333,908 3/1993 Teague ..... D2/320

FIG. 1 is a top plan view of a footwear outsole showing my new design;

FIG. 2 is an elevational view from one side thereof;

FIG. 3 is an elevational view from the opposite side thereof;

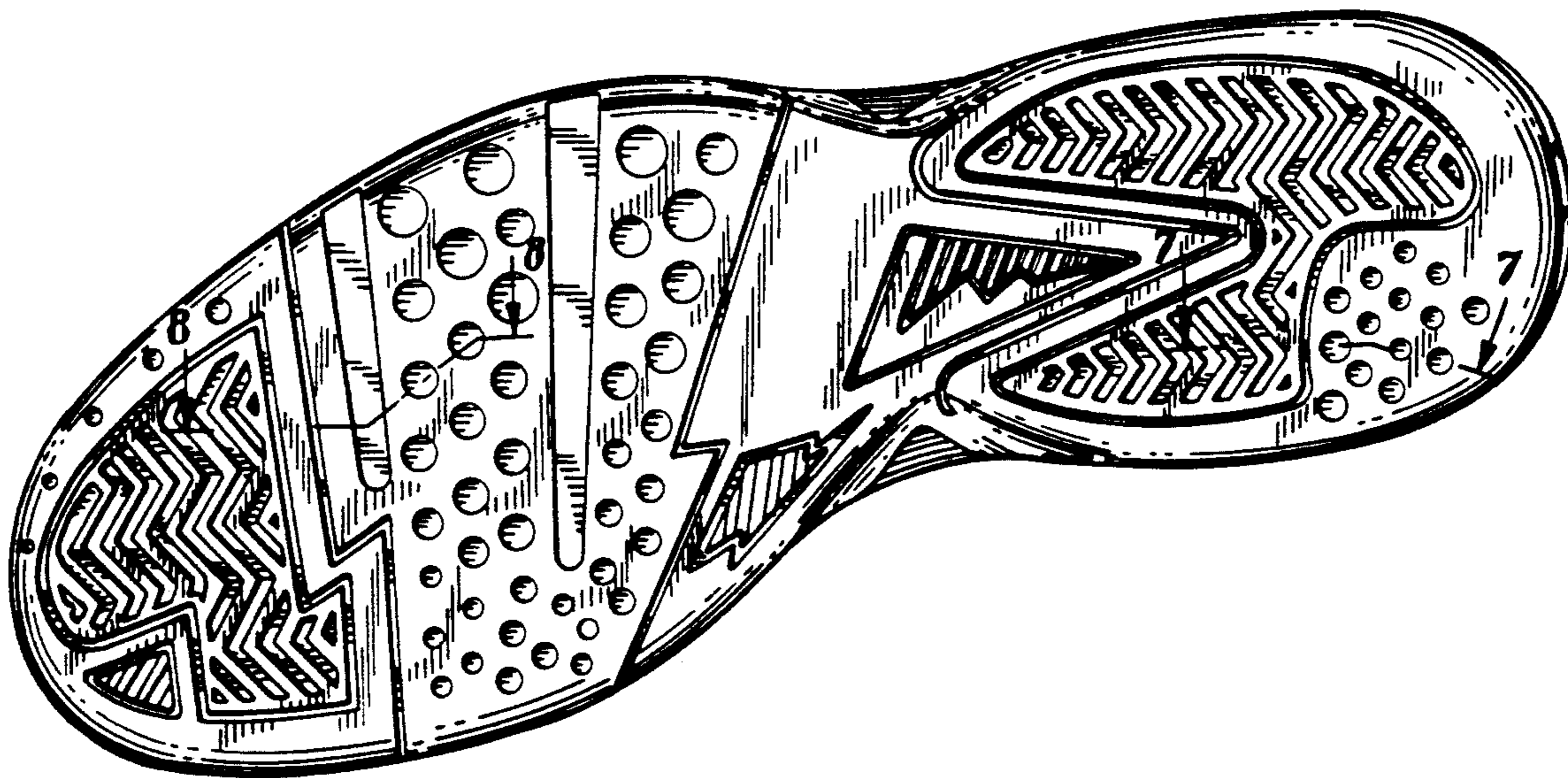
FIG. 4 is a rear elevational view thereof;

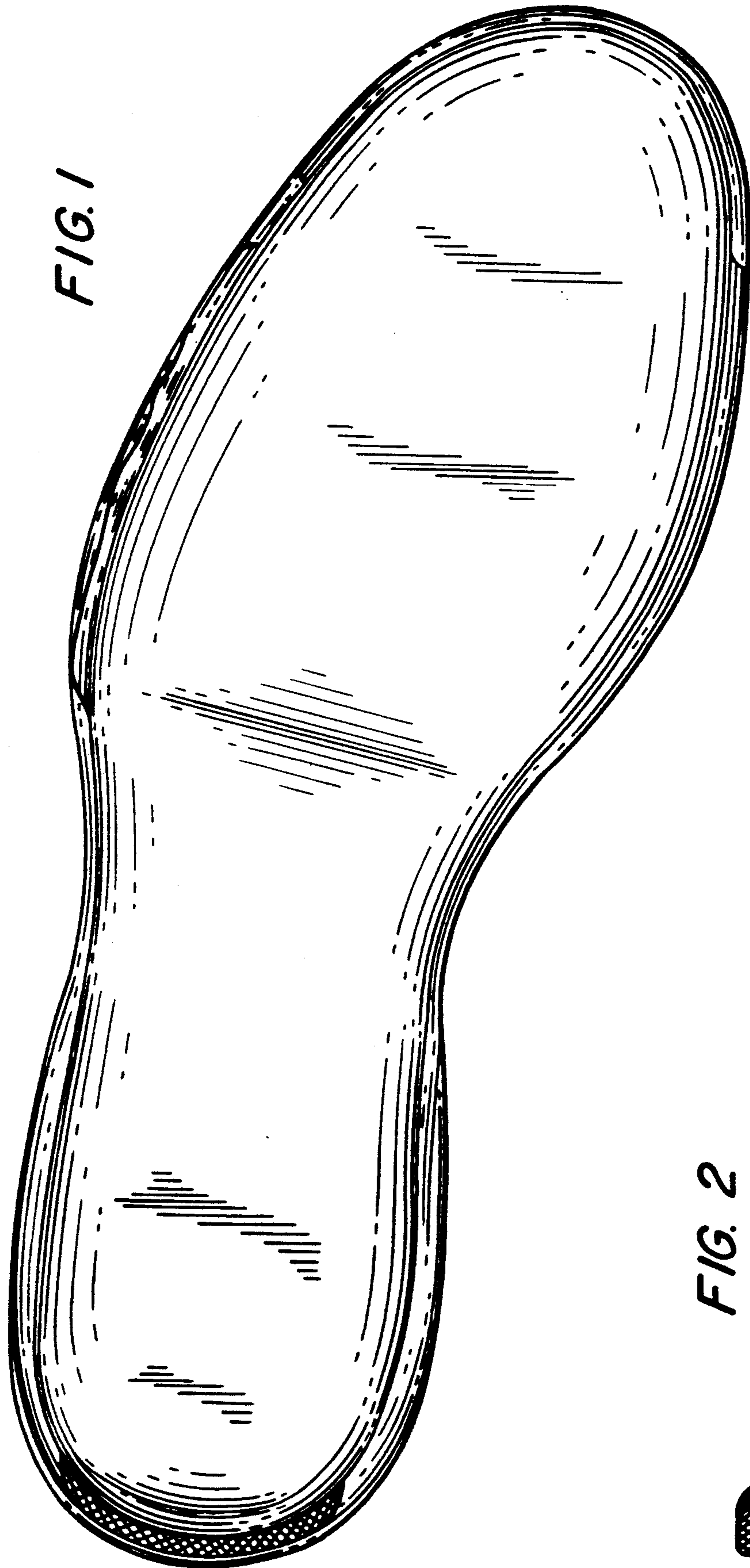
FIG. 5 is a front elevational view thereof;

FIG. 6 is a bottom plan view thereof;


FIG. 7 is a sectional view thereof taken on line 7—7 of FIG. 6; and,

FIG. 8 is a sectional view thereof taken on line 8—8 of FIG. 6.





*FIG. 2*





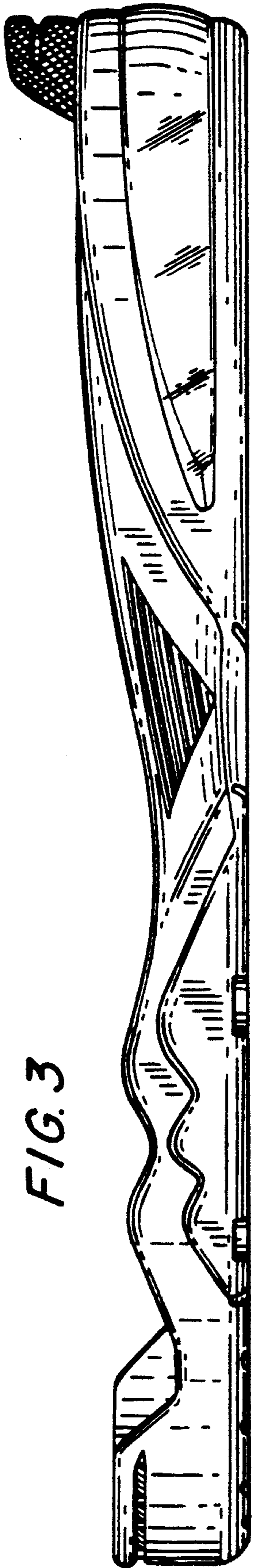


FIG. 4

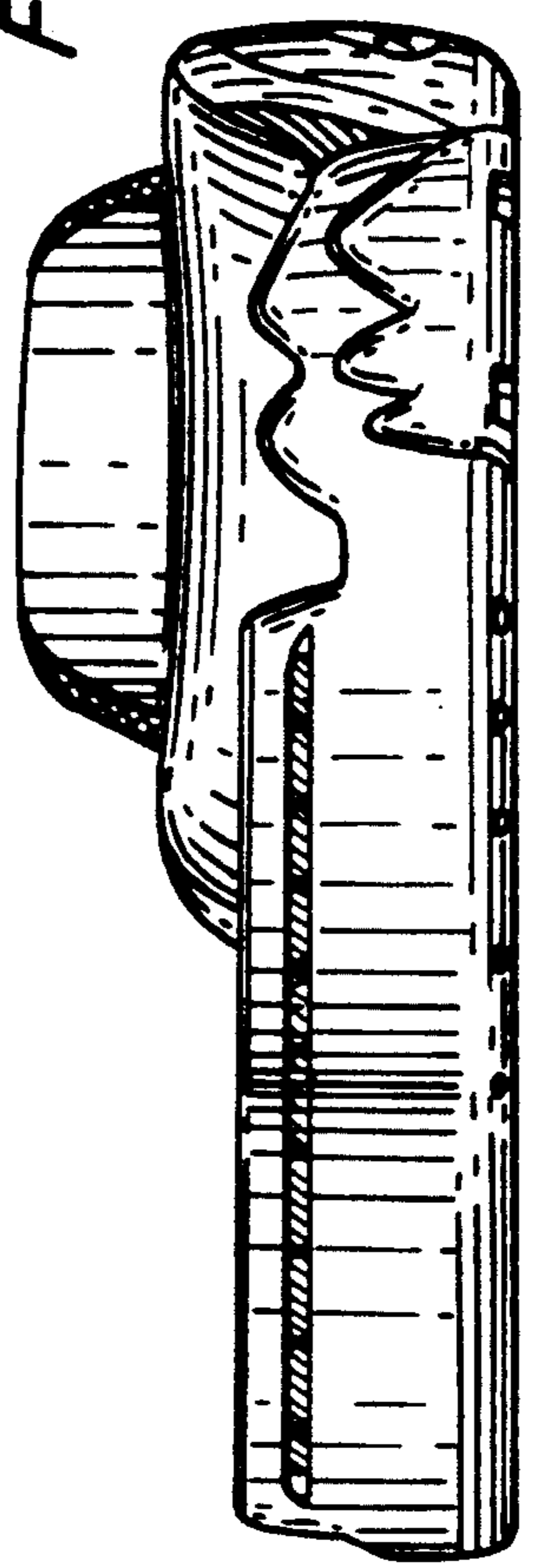


FIG. 7

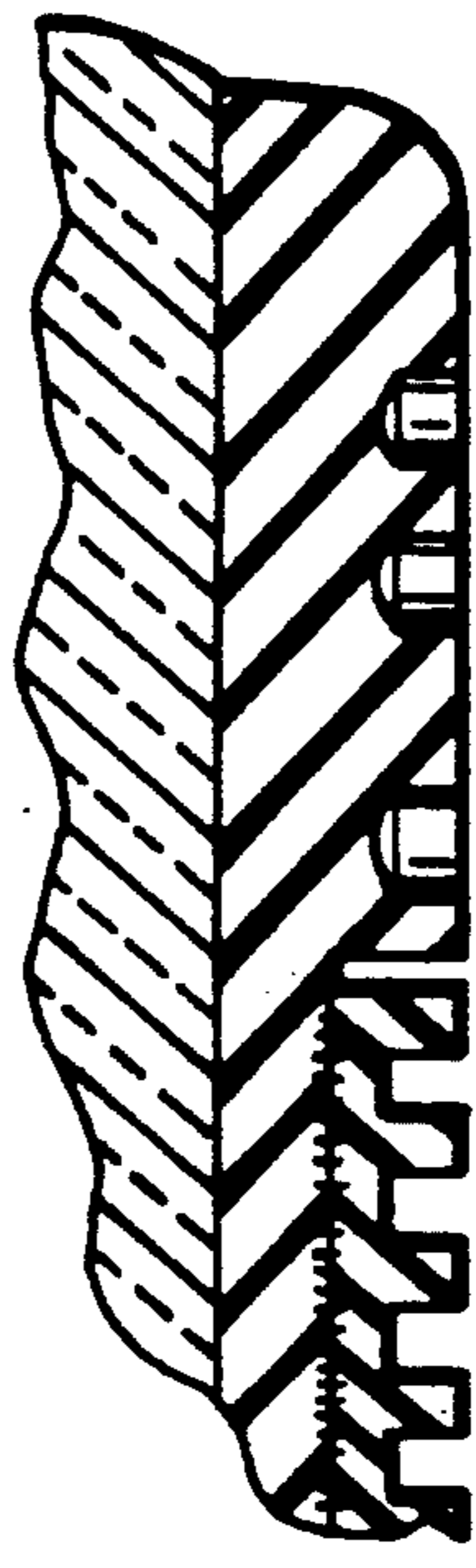


FIG. 8

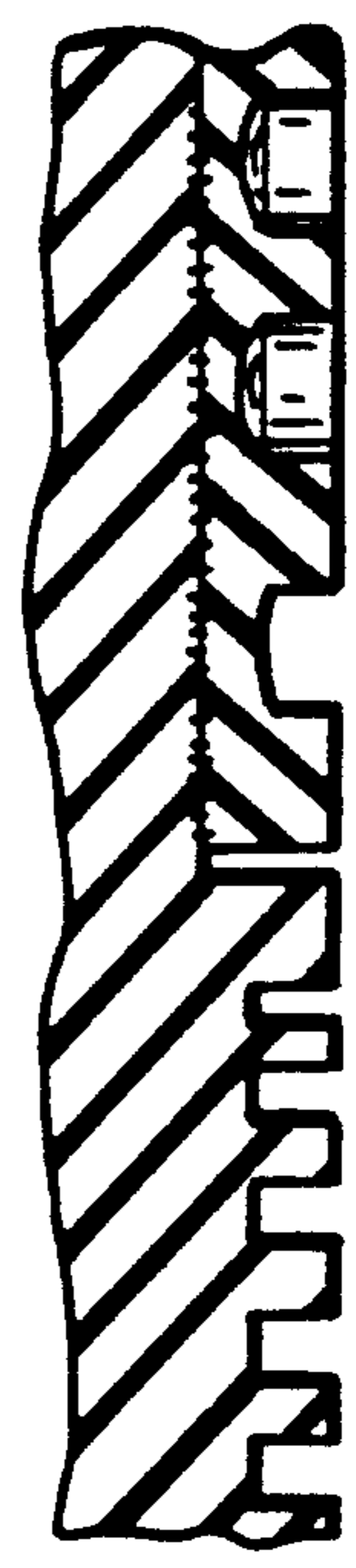


FIG. 5



FIG. 6

