



US00D344143S

# United States Patent [19]

[11] Patent Number: **Des. 344,143**

**Bass**

[45] Date of Patent: **\*\* Feb. 8, 1994**

[54] **BALUSTER**

3,379,413	4/1968	Sprey .....	256/67
3,554,495	1/1971	Bach .....	256/19
4,477,058	10/1984	Lowery .....	256/67

[76] Inventor: **William W. Bass**, 150 Cavan Way, Mableton, Ga. 30059

[\*\*] Term: **14 Years**

*Primary Examiner*—A. Hugo Word  
*Assistant Examiner*—Doris Clark  
*Attorney, Agent, or Firm*—Jones & Askew

[21] Appl. No.: **1,078**

[57] **CLAIM**

[22] Filed: **Nov. 2, 1992**

The ornamental design for a baluster, as shown.

[52] U.S. Cl. .... **D25/126**

[58] Field of Search ..... 52/720; 256/19, 22, 256/24, 34, 65, 67, 73; D25/38, 42, 126, 129

**DESCRIPTION**

[56] **References Cited**

FIG. 1 is a perspective view of a baluster showing my new design;

**U.S. PATENT DOCUMENTS**

D. 251,856	5/1979	Waldenville et al. ....	125/42
D. 268,526	4/1983	Faber et al. ....	125/126
461,762	10/1891	Loether .....	256/34
2,662,739	12/1953	Fisher et al. ....	256/19


FIG. 2 is a front elevational view thereof;


FIG. 3 is a left elevational view thereof;

FIG. 4 is a right elevational view thereof;

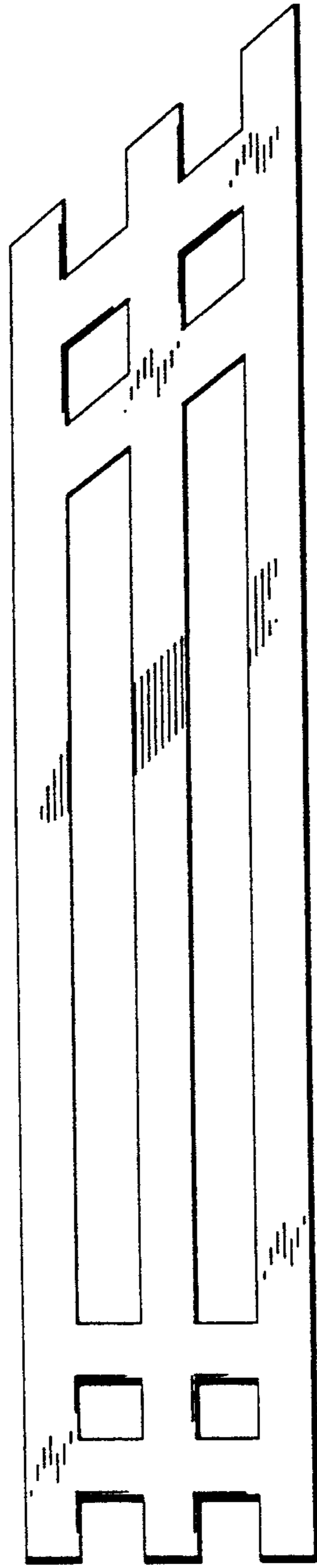
FIG. 5 is a top plan view thereof; and,

FIG. 6 is a bottom plan view thereof.





**FIG 1**



**FIG 2**



**FIG 3**



**FIG 4**



**FIG 5**



**FIG 6**