



US00D344119S

# United States Patent [19]

Johnson et al.

[11] Patent Number: **Des. 344,119**

[45] Date of Patent: **\*\* Feb. 8, 1994**

- [54] **ROLLER SKATE FRAME**
- [75] Inventors: **Robert K. Johnson, Blaine, Minn.;**  
**Michael D. Arney, Needham, Mass.**
- [73] Assignee: **Rollerblade, Inc., Minnetonka, Minn.**
- [\*\*] Term: **14 Years**
- [21] Appl. No.: **820,396**
- [22] Filed: **Jan. 14, 1992**
- [52] U.S. Cl. .... **D21/226**
- [58] Field of Search ..... 280/11.19, 11.22, 11.23,  
280/87.042, 811; D21/225, 226, 227

4,453,727	6/1984	Bourque .....	280/811
4,909,523	3/1990	Olson .	
5,048,848	9/1991	Olsen .....	280/11.22
5,092,614	3/1992	Malewicz .....	280/11.22

### FOREIGN PATENT DOCUMENTS

WO89/03712 5/1989 PCT Int'l Appl. .

*Primary Examiner*—Bernard Ansher  
*Assistant Examiner*—R. Barkai  
*Attorney, Agent, or Firm*—Merchant, Gould, Smith,  
 Edell, Welter & Schmidt

### [57] CLAIM

The ornamental design for roller skate frame, as shown and described.

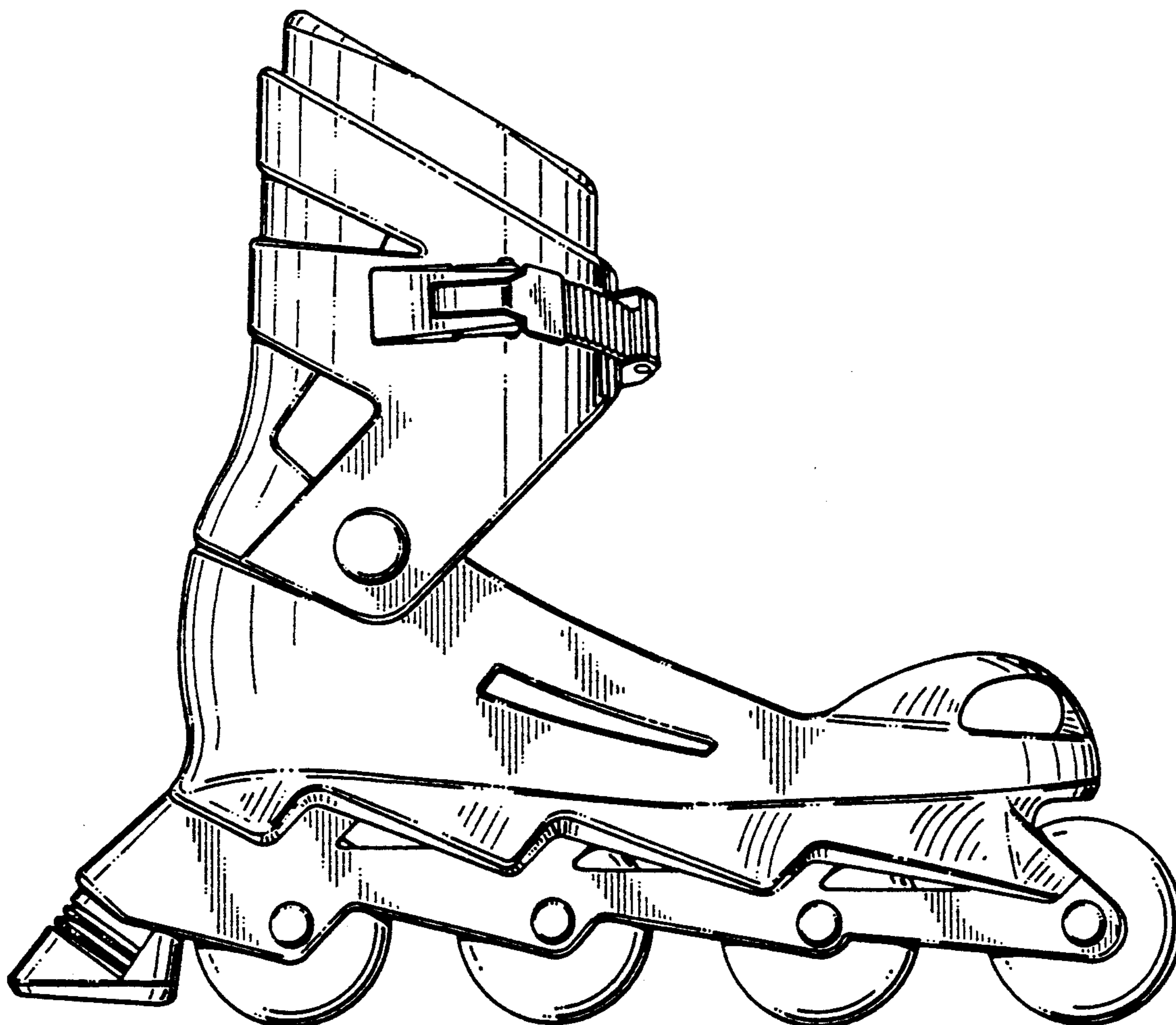
### [56] References Cited


#### U.S. PATENT DOCUMENTS

D. 321,393	11/1991	Olsen .....	D21/226
D. 324,713	3/1992	Rubin .....	D21/226
D. 326,700	6/1992	Brown .....	D21/226
3,829,111	8/1974	Nicholls .	
3,963,252	6/1976	Carlson .	
4,072,317	2/1978	Pommerening .	
4,351,537	9/1982	Seidel .....	280/811
4,418,929	12/1983	Gray .	

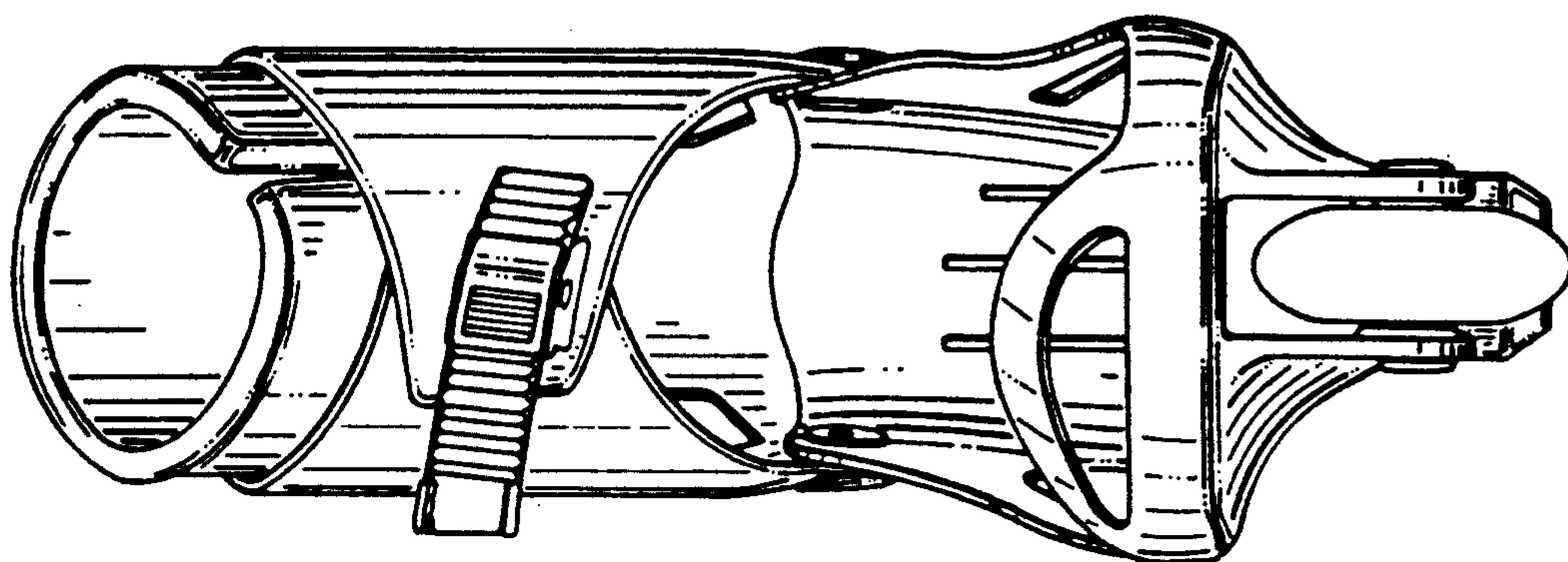
### DESCRIPTION

FIG. 1 is a left side elevational view of a roller skate frame showing our new design;  
 FIG. 2 is a rear elevational view thereof;  
 FIG. 3 is a front elevational view thereof;  
 FIG. 4 is a right side elevational view thereof;  
 FIG. 5 is a top plan view thereof; and,  
 FIG. 6 is a bottom plan view thereof.

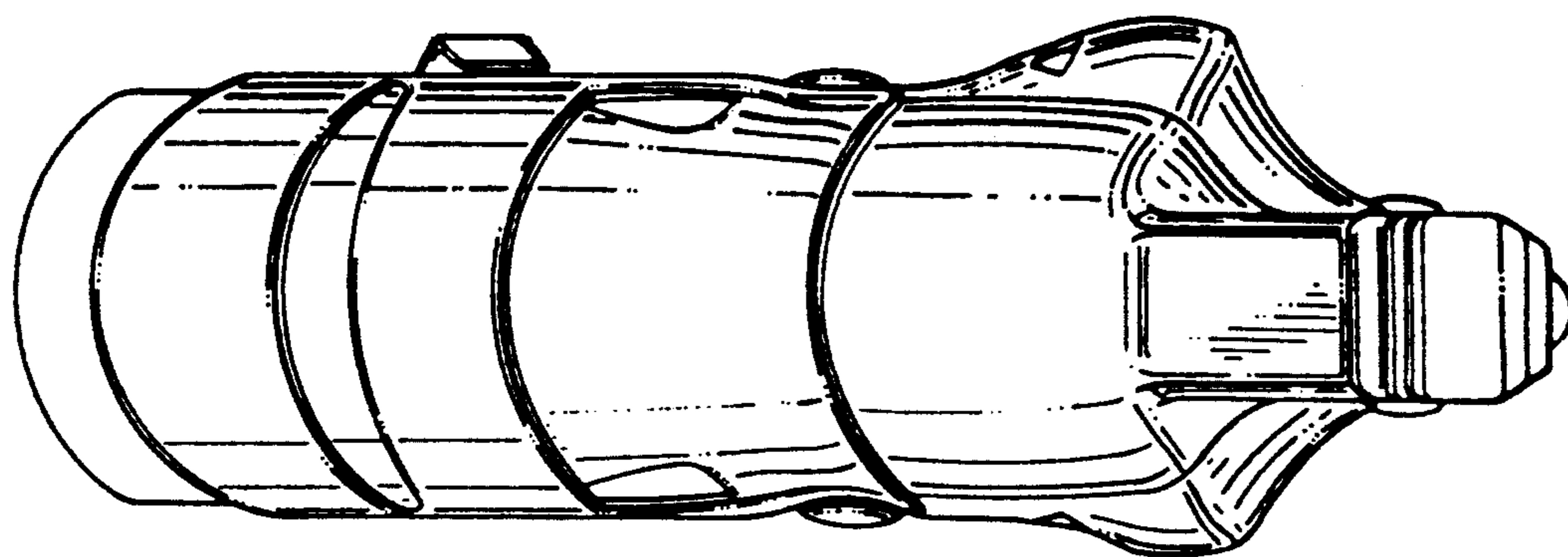




*Fig. 1*

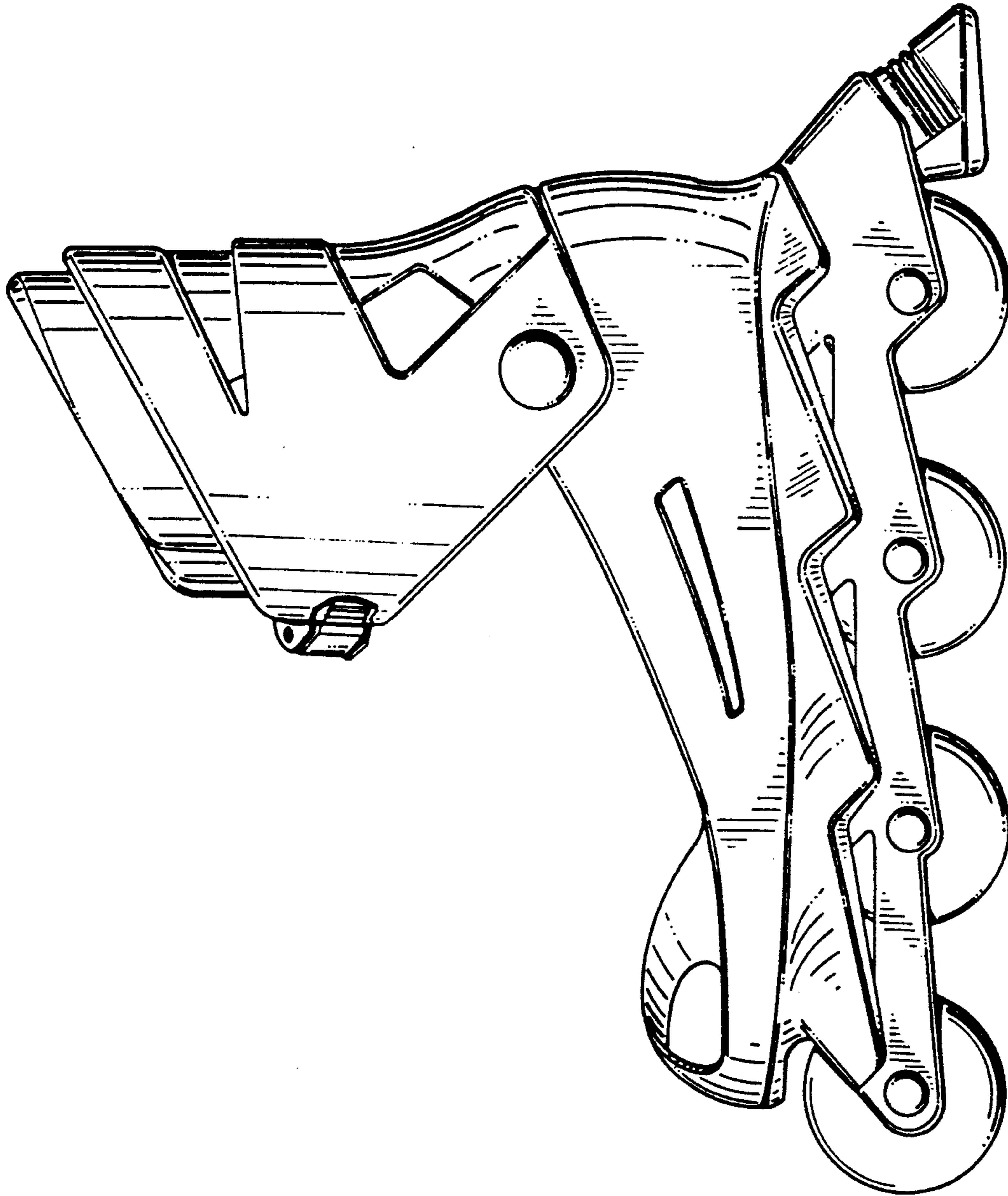


*Fig. 3*

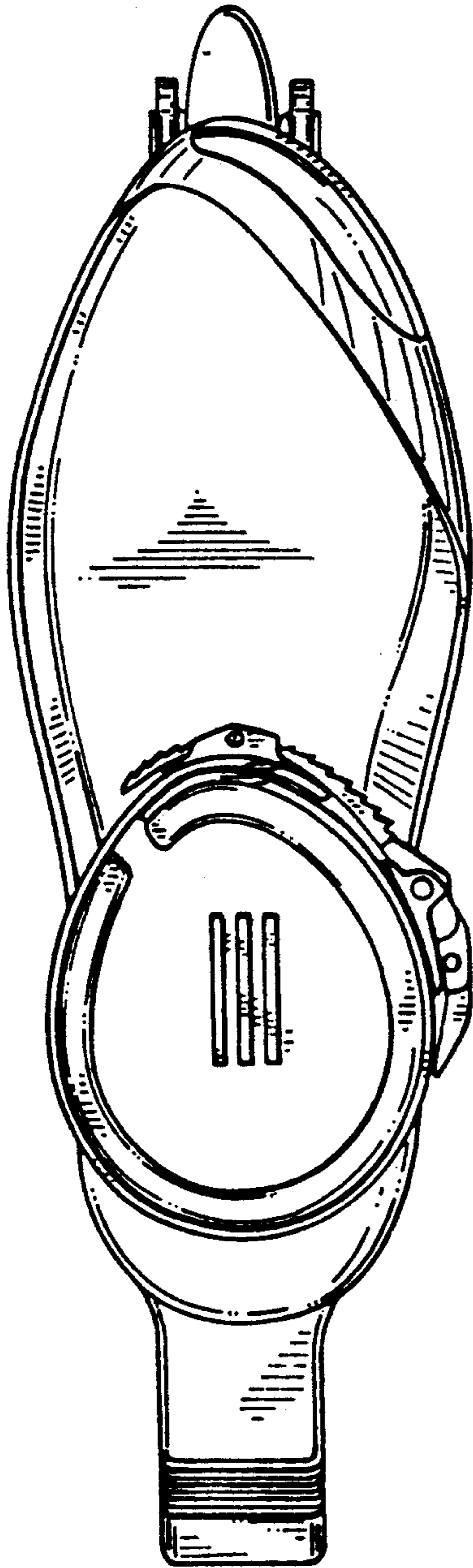


*Fig. 2*

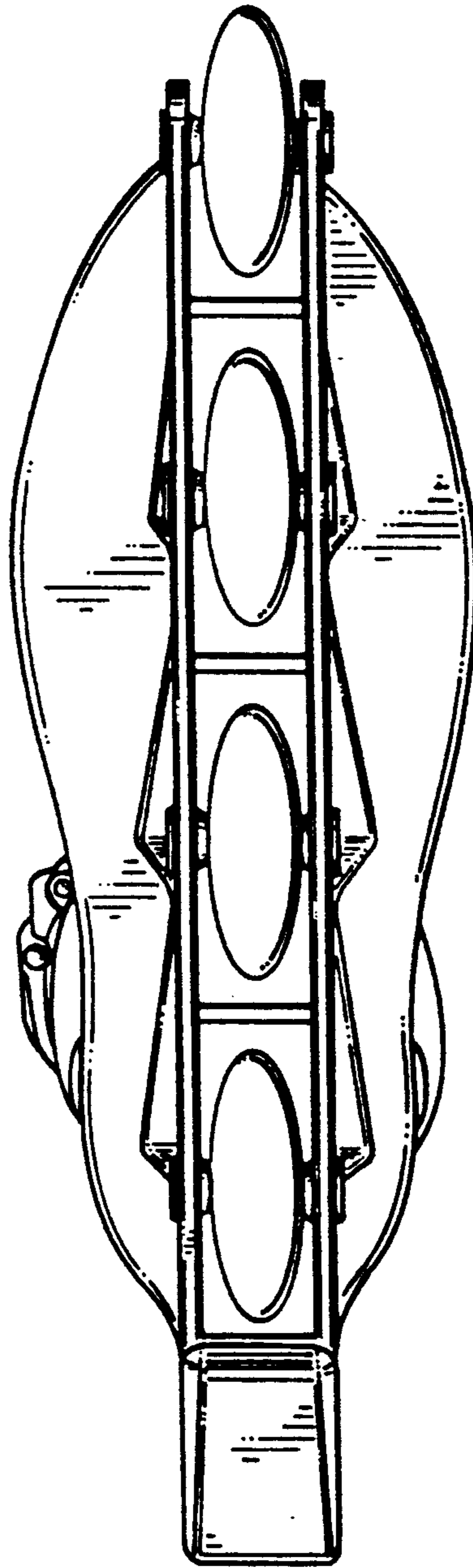




*Fig. 4*



*Fig. 5*



*Fig. 6*