



US00D344091S

United States Patent [19]

[11] Patent Number: **Des. 344,091**

Plumlee et al.

[45] Date of Patent: **** Feb. 8, 1994**

[54] **MAGNETIC ARTICLE HOLDER**

4,886,165 12/1989 Annett 206/350 X

[76] Inventors: **Billie L. Plumlee**, 3545 Holmes Rd., Salina, Kans. 67401; **Dwight L. Plumlee**, 219 Matt Pl., Greensboro, N.C. 67406

Primary Examiner—Alan P. Douglas
Assistant Examiner—Antoine D. Davis
Attorney, Agent, or Firm—John W. Carpenter

[**] Term: **14 Years**

[57] **CLAIM**

[21] Appl. No.: **839,446**

The ornamental design for a magnetic article holder, as shown and described.

[22] Filed: **Feb. 21, 1992**

DESCRIPTION

[52] U.S. Cl. **D15/140**

[58] Field of Search D6/509, 510, 511;
D7/550, 552; D9/425; 206/350, 818; D15/140;
D34/40

FIG. 1 is a perspective view of the magnetic article holder;

FIG. 2 is a side elevational view of the magnetic article holder;

FIG. 3 is a top plan view of the magnetic article holder;

FIG. 4 is a bottom plan view of the magnetic article holder;

FIG. 5 is a side elevational view of the magnetic article holder, opposed to the side in FIG. 2;

FIG. 6 is an end elevational view of the magnetic article holder; and,

FIG. 7 is another end elevational view of the magnetic article holder, opposed to the end in FIG. 6.

[56] **References Cited**

U.S. PATENT DOCUMENTS

D. 98,317	1/1936	Guild	D7/550
D. 224,751	9/1972	Propst et al.	D7/550
D. 239,316	3/1976	Smith	D7/550 X
D. 298,968	12/1988	McAllister	D15/140 X
D. 319,937	9/1991	Denton	D15/140 X
3,868,016	2/1975	Szpur et al.	206/350

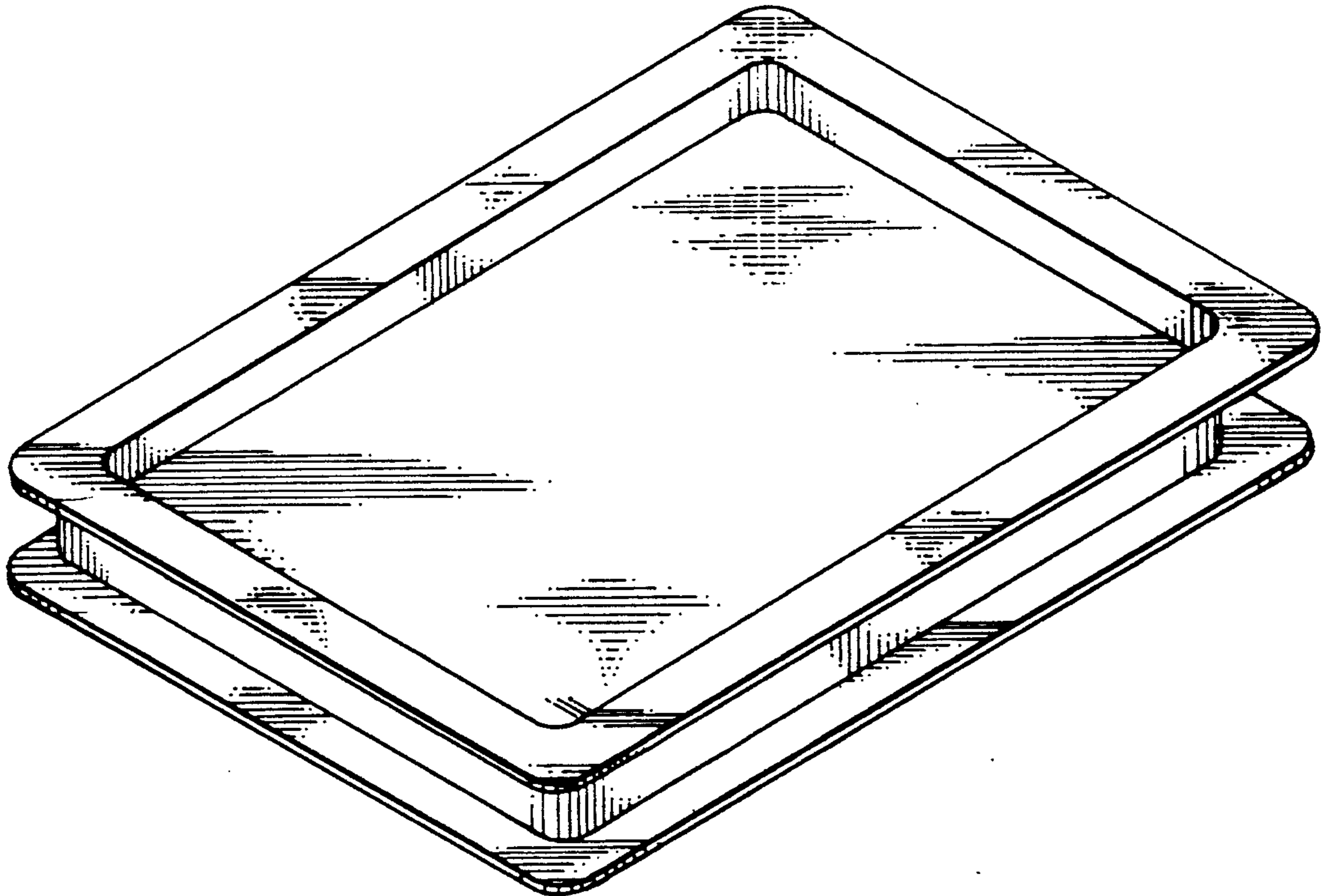


FIG. 1


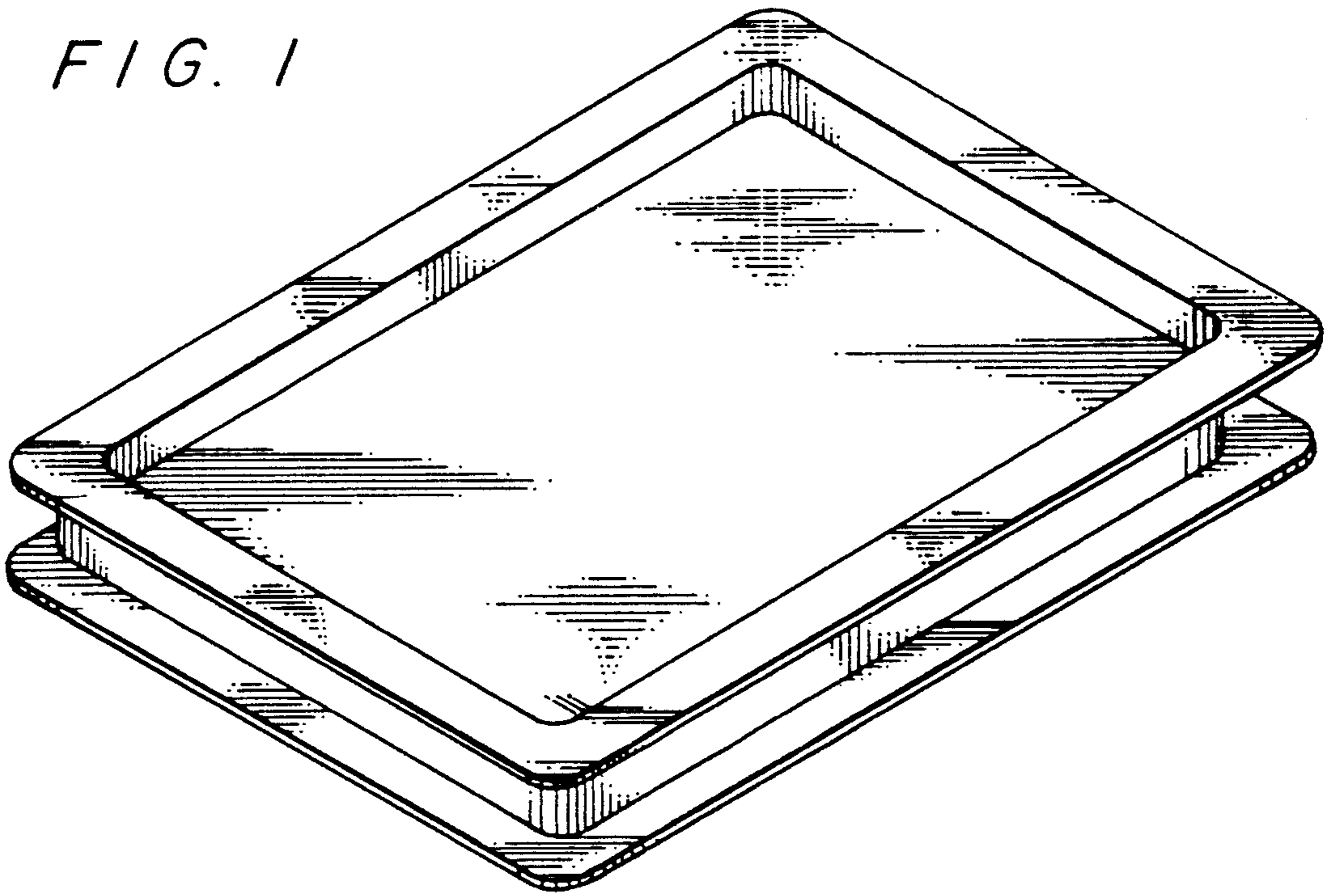
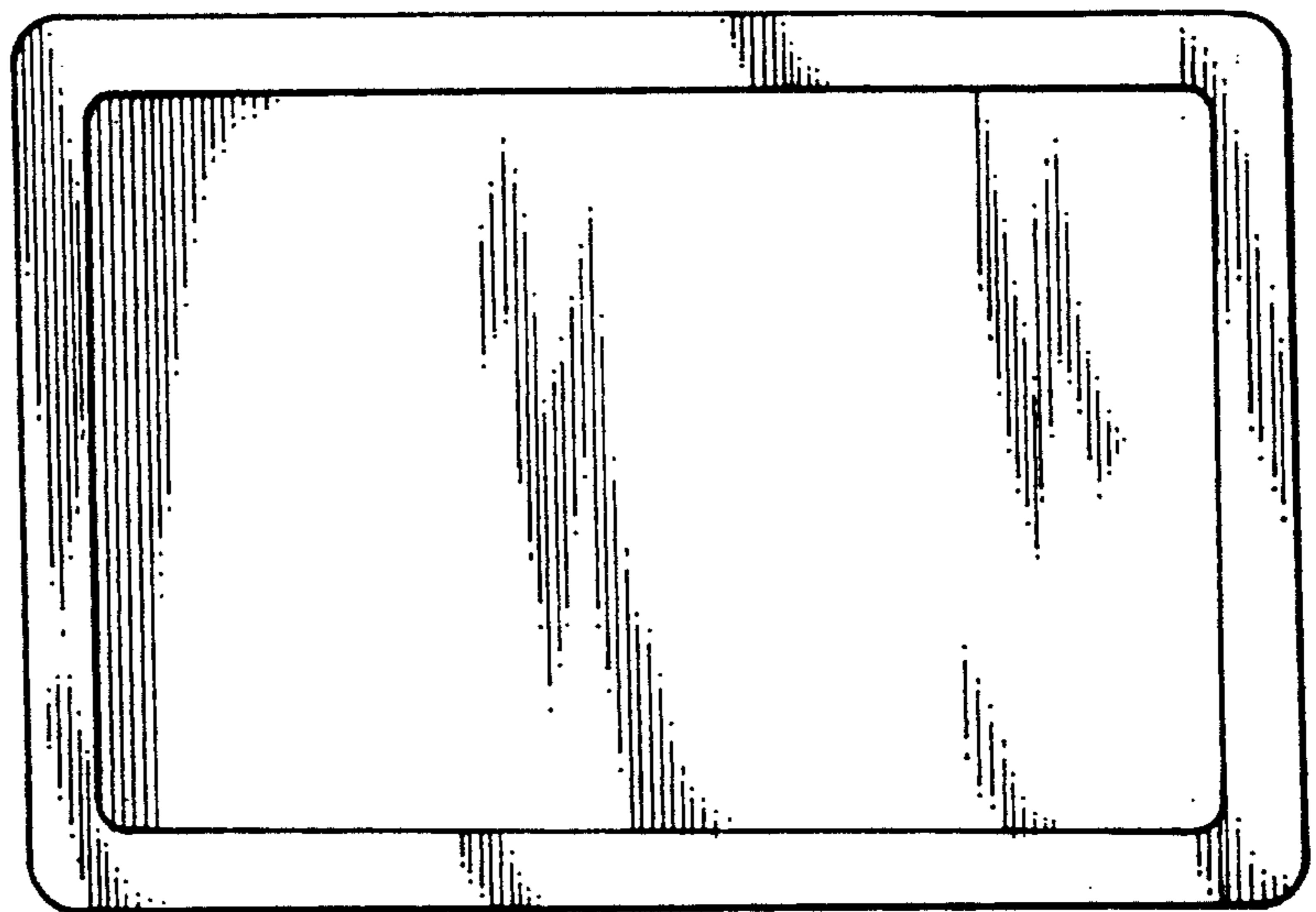


FIG. 2

FIG. 3



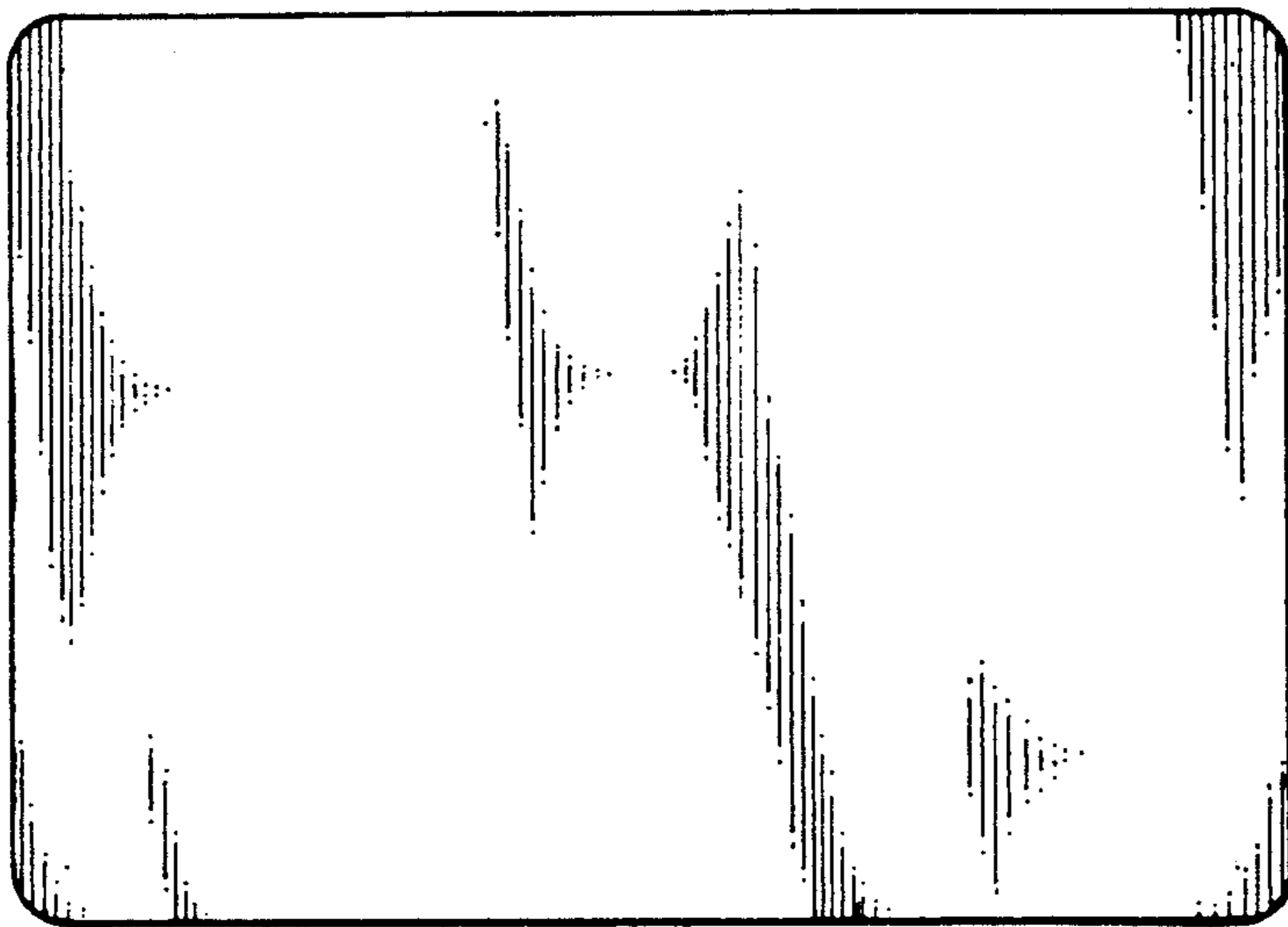


FIG. 4

FIG. 5





FIG. 6

FIG. 7

