



US00D344087S

# United States Patent [19]

[11] Patent Number: **Des. 344,087**

Nagele et al.

[45] Date of Patent: **\*\* Feb. 8, 1994**

[54] TELEPHONE HANDSET HOUSING PANEL

D. 316,859 5/1991 Wong et al. .... D14/247 X  
D. 325,915 5/1992 Nagele et al. .... D14/248

[75] Inventors: **Albert L. Nagele, Wilmette; Nicholas Mischenko, Mt. Prospect, both of Ill.**

*Primary Examiner*—Alan P. Douglas  
*Assistant Examiner*—Jeffrey Asch  
*Attorney, Agent, or Firm*—Rolland R. Hackbart; John J. King

[73] Assignee: **Motorola, Inc., Schaumburg, Ill.**

[\*\*] Term: **14 Years**

[21] Appl. No.: **732,322**

[57] **CLAIM**

The ornamental design for a telephone handset housing panel, as shown and described.

[22] Filed: **Jul. 18, 1991**

[52] U.S. Cl. .... **D14/248**

[58] Field of Search ..... 379/58, 59, 61, 428,  
379/433, 440; D14/138, 137, 140, 142, 148, 149,  
240, 247, 248

**DESCRIPTION**

FIG. 1 is a top, front, and right side perspective view of a telephone handset housing panel showing our new design;

FIG. 2 is a bottom plan view;

FIG. 3 is a left side elevational view; and,

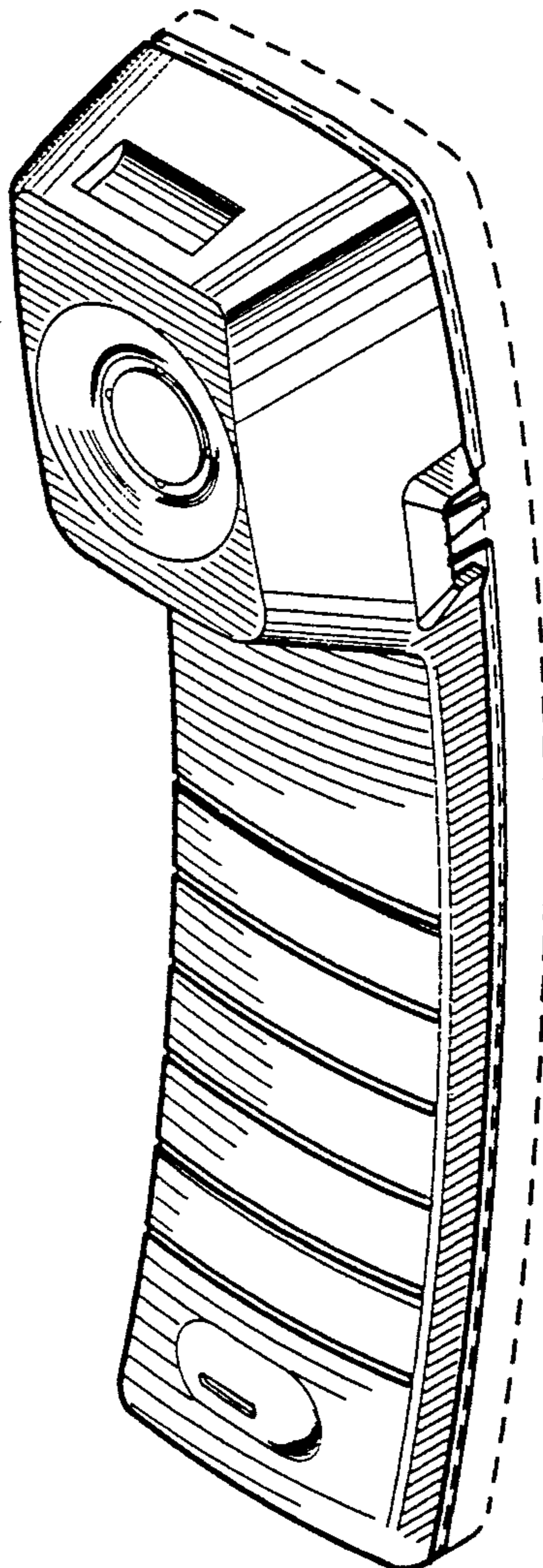
FIG. 4 is a left side cross sectional view thereof.

The broken line showing of the rear panel in FIGS. 1-3 is for illustrative purposes only and forms no part of the claimed design.

[56] **References Cited**

**U.S. PATENT DOCUMENTS**

- D. 288,442 2/1987 Brown ..... D14/248
- D. 292,920 11/1987 Taylor ..... D14/247
- D. 299,136 12/1988 Taylor ..... D14/138 X
- D. 301,146 5/1989 Jackwicz et al. .... D14/248



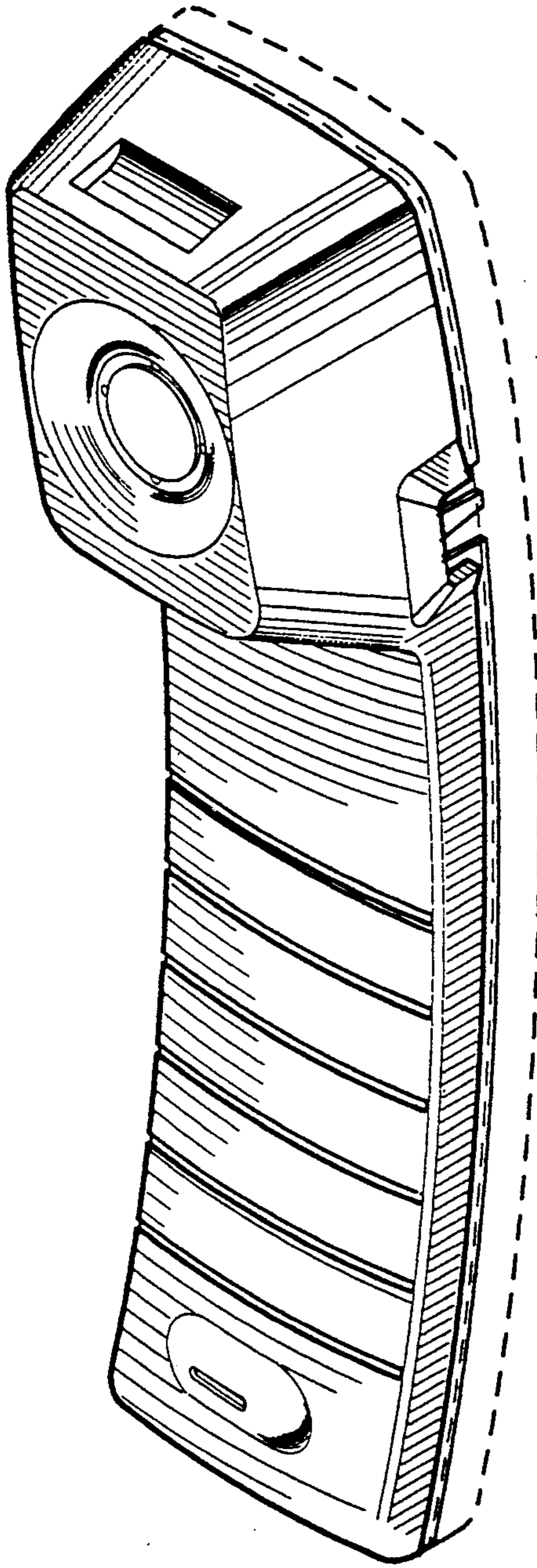


FIG. 1

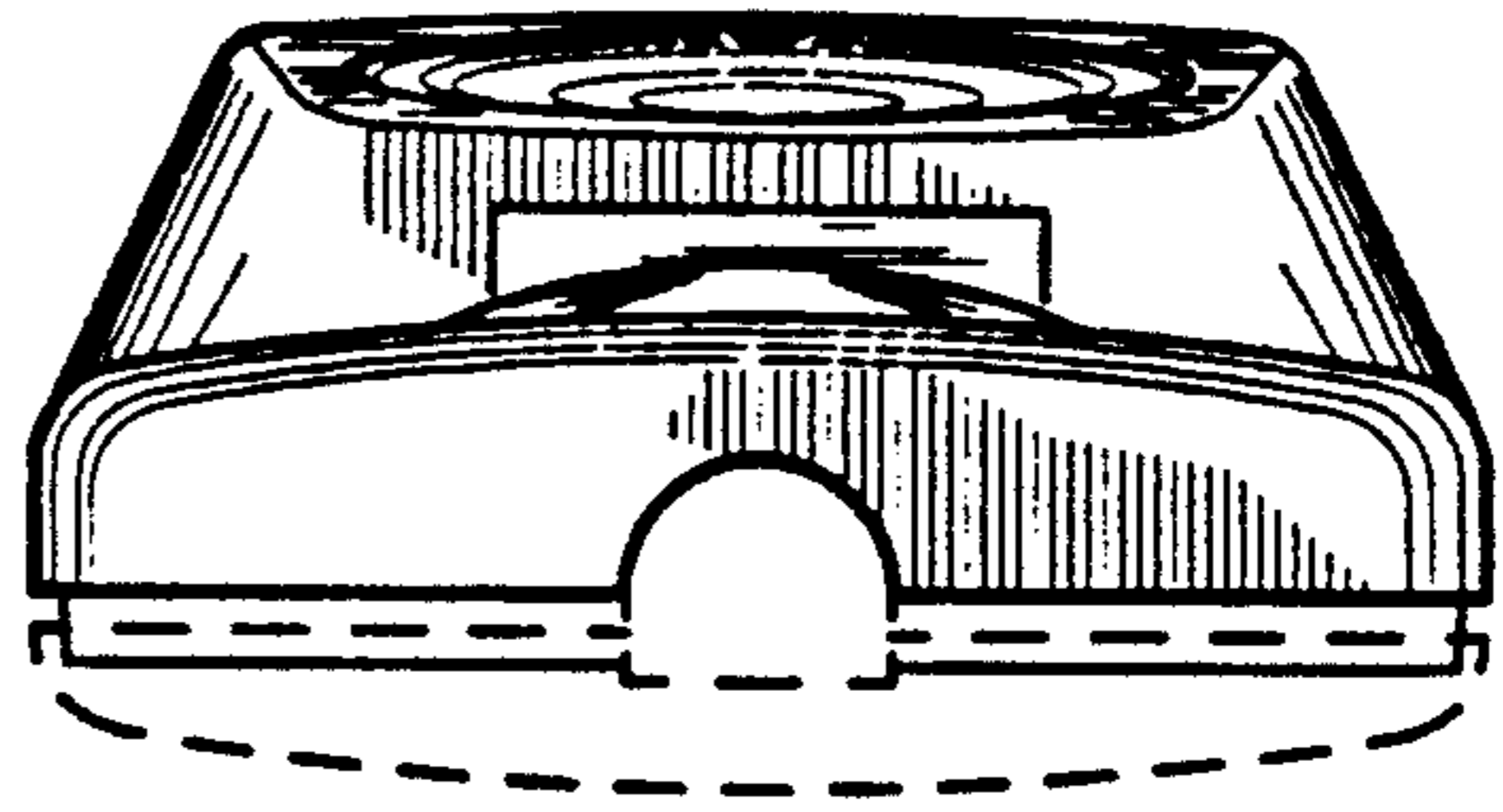


FIG. 2

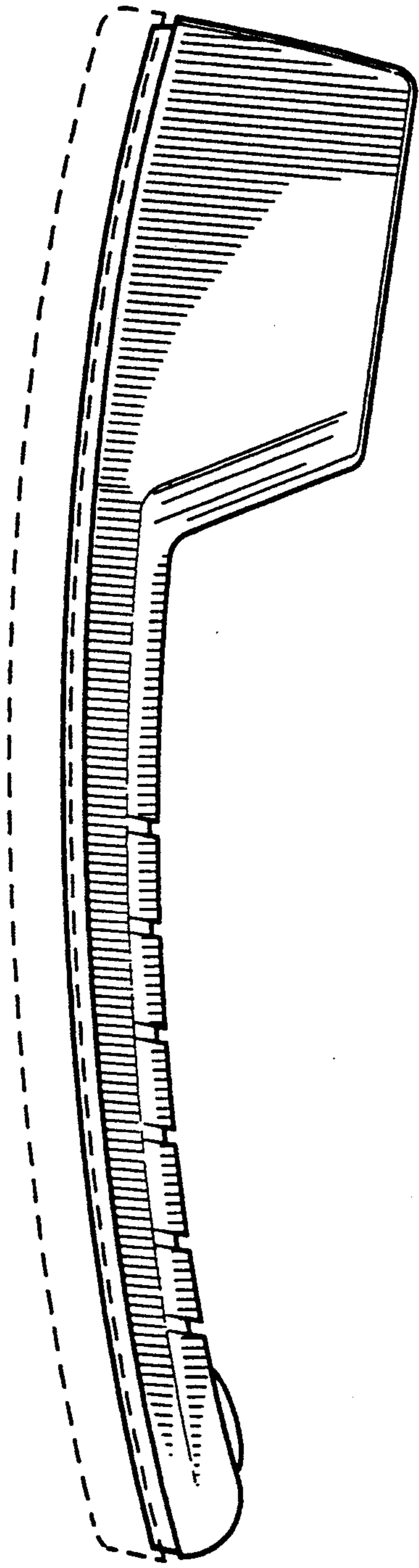


FIG.3

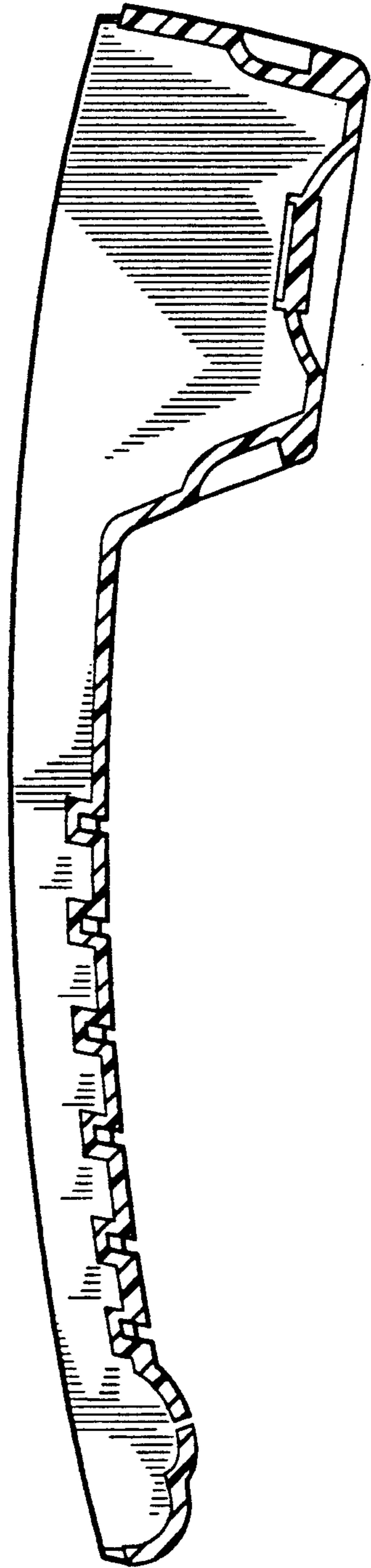


FIG.4