



US00D344070S

# United States Patent [19]

[11] Patent Number: **Des. 344,070**

Gluskoter et al.

[45] Date of Patent: **\*\* Feb. 8, 1994**

[54] **DESKTOP COMPUTER**

D. 314,946 2/1991 Goodrich ..... D14/100

[75] Inventors: **Steven D. Gluskoter, Austin; John E. Youens, Spring, both of Tex.**

*Primary Examiner*—Wallace R. Burke  
*Assistant Examiner*—Freda S. Nunn  
*Attorney, Agent, or Firm*—James R. Burdett

[73] Assignee: **Compaq Computer Corporation, Houston, Tex.**

[57] **CLAIM**

[\*\*] Term: **14 Years**

The ornamental design for a desktop computer, as shown and described.

[21] Appl. No.: **763,398**

**DESCRIPTION**

[22] Filed: **Sep. 16, 1991**

[52] U.S. Cl. .... **D14/100**


[58] Field of Search ..... 360/99.12; 361/390, 361/395; D14/100, 102, 108, 109; D13/162, 184, 199


FIG. 1 is top front left side perspective view of a desktop computer showing our new design;  
FIG. 2 is a top front right side perspective view thereof;  
FIG. 3 is a top front perspective view thereof;  
FIG. 4 is a top rear perspective view thereof;  
FIG. 5 is a front elevational view thereof;  
FIG. 6 is a left side view thereof;  
FIG. 7 is an enlarged left side sectional view thereof taken along line 7—7 of FIG. 5 and showing details of the vent louvers; and,  
FIG. 8 is an enlarged left side sectional view of a second embodiment of the desktop computer wherein the only difference resides in the shape of the louvers as shown.

[56] **References Cited**


**U.S. PATENT DOCUMENTS**

- D. 281,245 11/1985 Lewis ..... D14/100
- D. 282,664 2/1986 Aoyama ..... D14/100
- D. 296,696 7/1988 Yokoi et al. .... D14/100
- D. 310,208 8/1990 Sottsass ..... D14/100



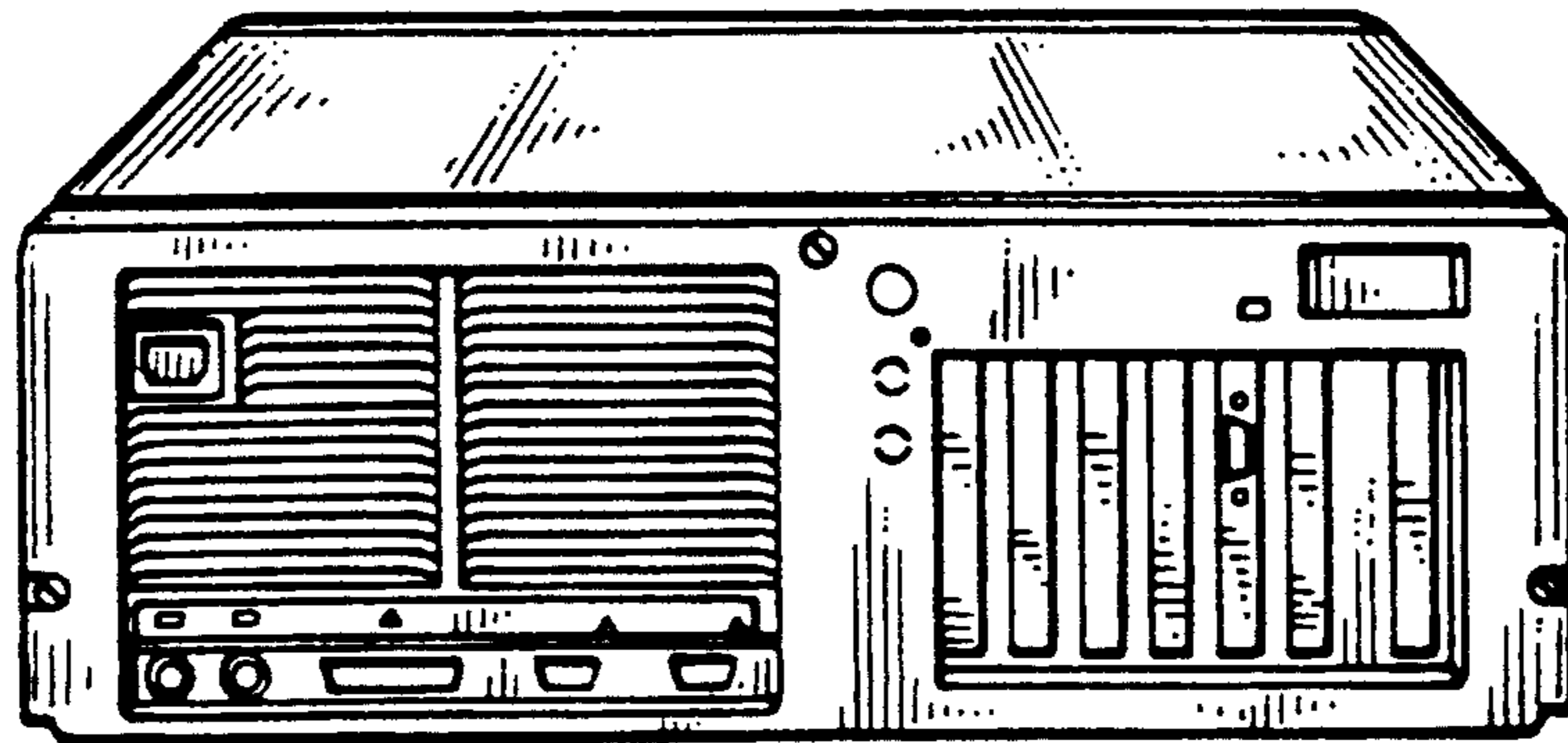
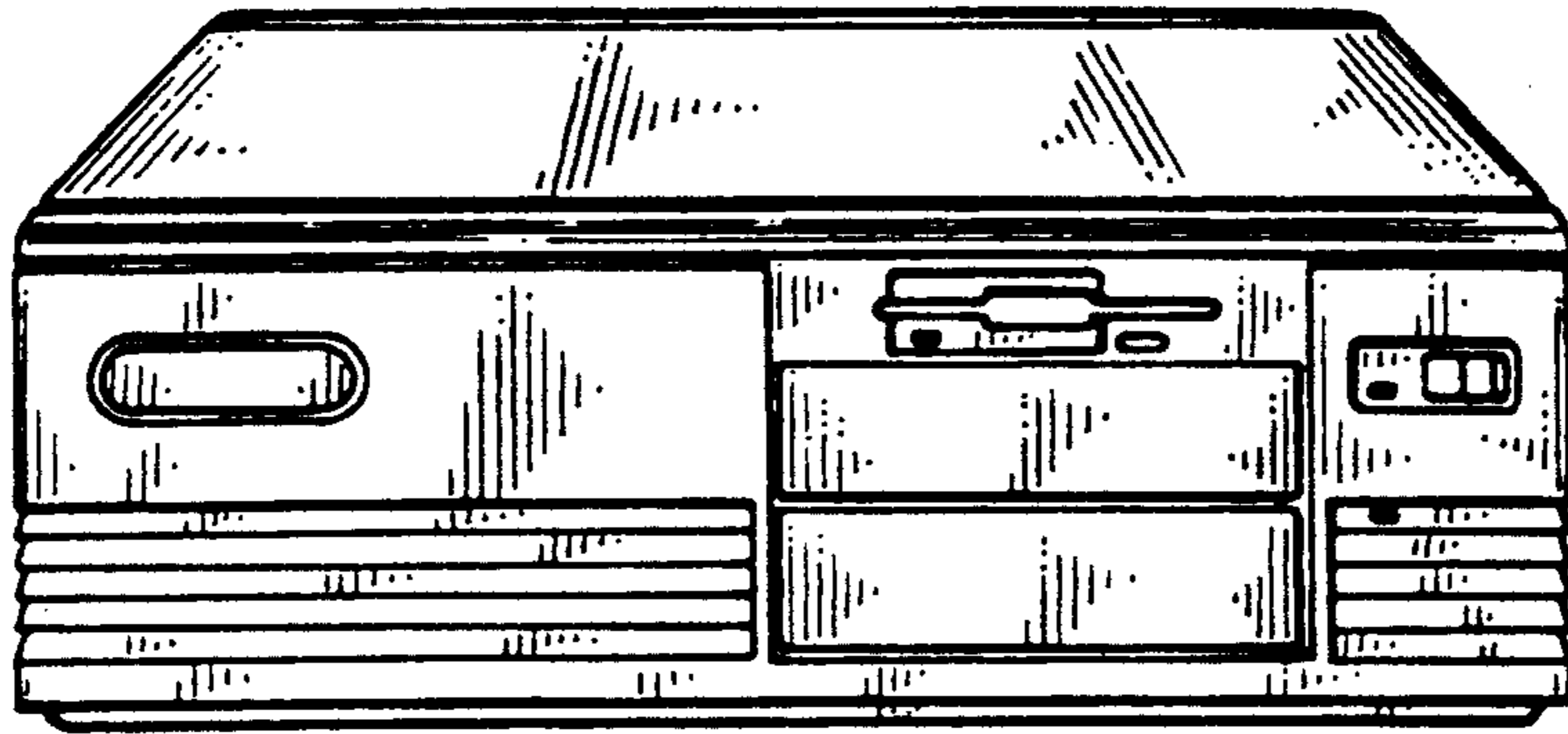


**FIG. 1**




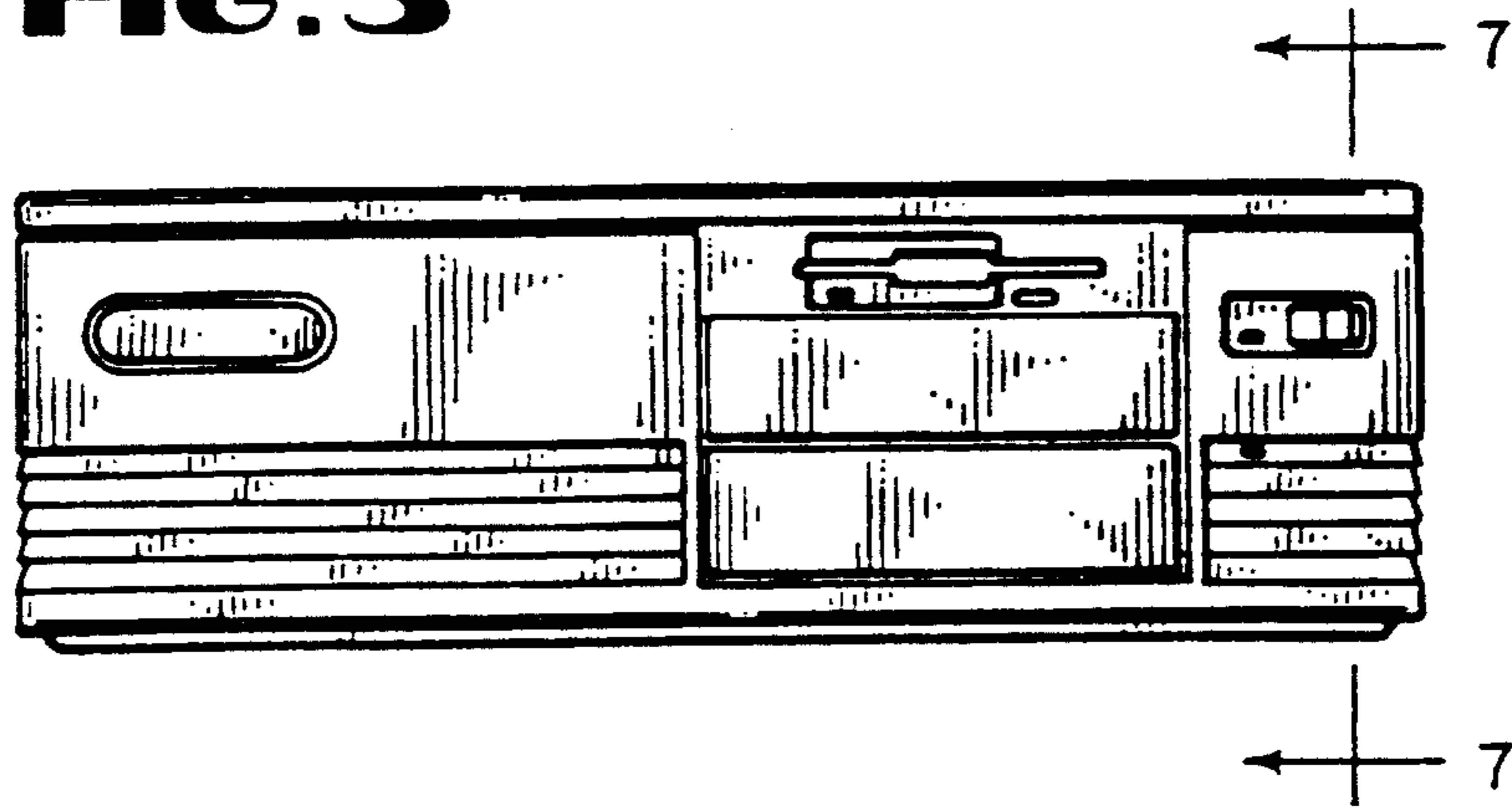
**FIG. 2**

**FIG. 3**




**FIG. 4**


**FIG. 5**



**FIG. 6**



**FIG. 7**



**FIG. 8**