



US00D344069S

United States Patent [19]

[11] Patent Number: **Des. 344,069**

Marmie

[45] Date of Patent: **** Feb. 8, 1994**

[54] **PERSONAL DATA INFORMATION CARD**

[76] Inventor: **Shirley J. Marmie**, G3 Concord Sq., Ltrd., New Concord, Ohio 43762

[**] Term: **14 Years**

[21] Appl. No.: **719,587**

[22] Filed: **Jun. 24, 1991**

| | | | | |
|------------|--------|------------------|-------|-----------|
| D. 308,964 | 7/1990 | Deakins | | D14/100 |
| D. 309,601 | 7/1990 | Sawada et al. | | D14/100 |
| D. 333,298 | 2/1993 | Raslowsky et al. | | D14/100 |
| 4,754,418 | 6/1988 | Hara | | 364/708 |
| 4,939,514 | 7/1990 | Miyazaki | | D18/7 X |
| 5,015,830 | 5/1991 | Masuzawa et al. | | D14/105 X |

Primary Examiner—Wallace R. Burke
Assistant Examiner—Freda S. Nunn
Attorney, Agent, or Firm—S. Michael Bender

Related U.S. Application Data

[63] Continuation-in-part of Ser. No. 491,593, Mar. 12, 1990, abandoned.

[52] U.S. Cl. **D14/100**

[58] **Field of Search** 235/145 A, 145 R;
340/700, 706; 341/22, 23; 364/708, 709.04;
361/390, 394; D14/100, 101, 106, 105, 115;
D18/1, 7, 11, 12

[57] **CLAIM**

The ornamental design for a personal data information card, as shown and described.

DESCRIPTION

FIG. 1 is a front elevational view of the personal data information card showing my new design; FIG. 2 is a rear elevational view thereof; FIG. 3 is a left side elevational view thereof; FIG. 4 is a right side elevational view thereof; FIG. 5 is a top plan view thereof; FIG. 6 is a bottom plan view thereof; and, FIG. 7 is a perspective view thereof.

[56] **References Cited**

U.S. PATENT DOCUMENTS

| | | | | |
|------------|--------|---------|-------|---------|
| D. 248,994 | 8/1978 | Ikeda | | D18/7 |
| D. 308,049 | 5/1990 | Dennett | | D14/100 |

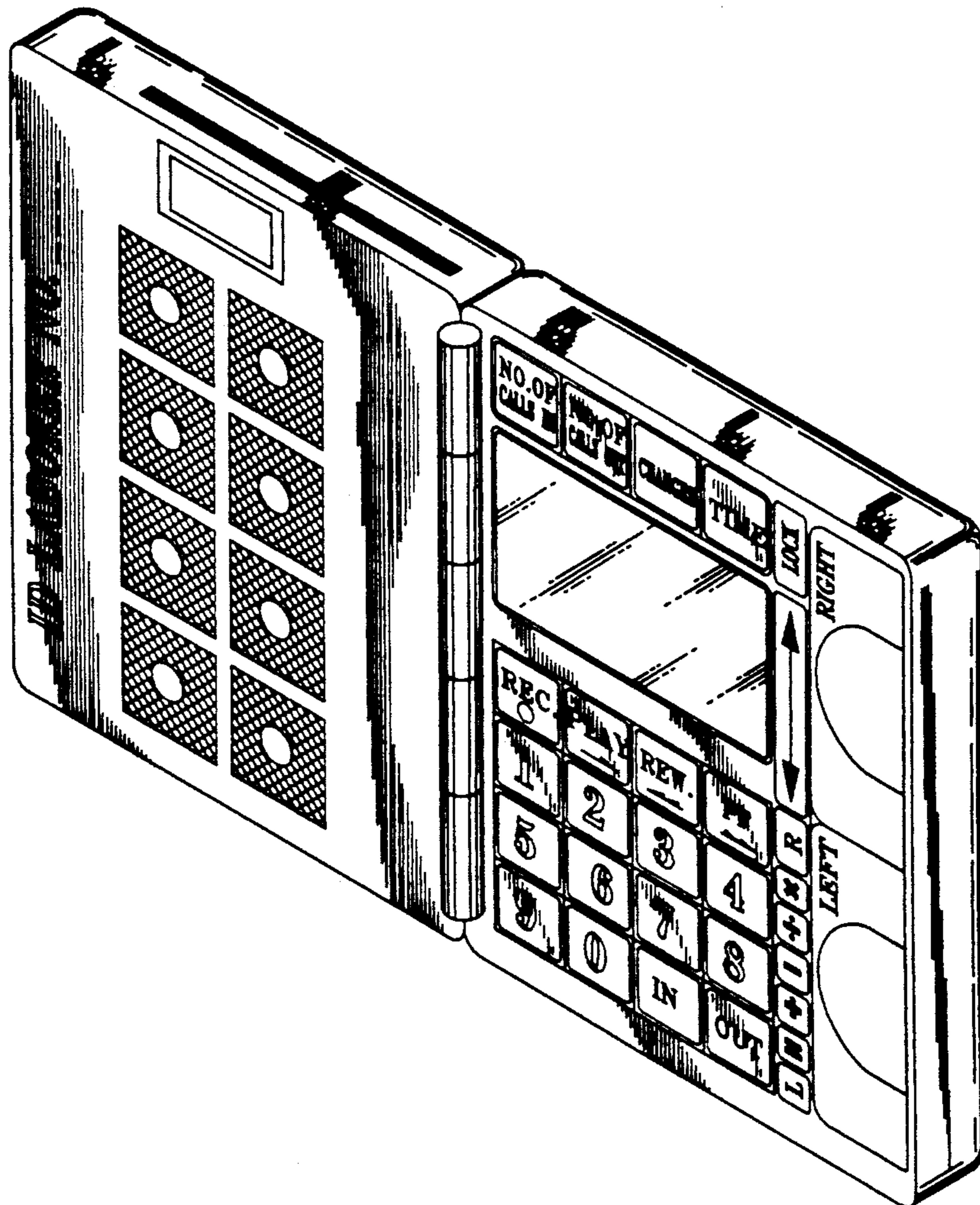


FIG. 1

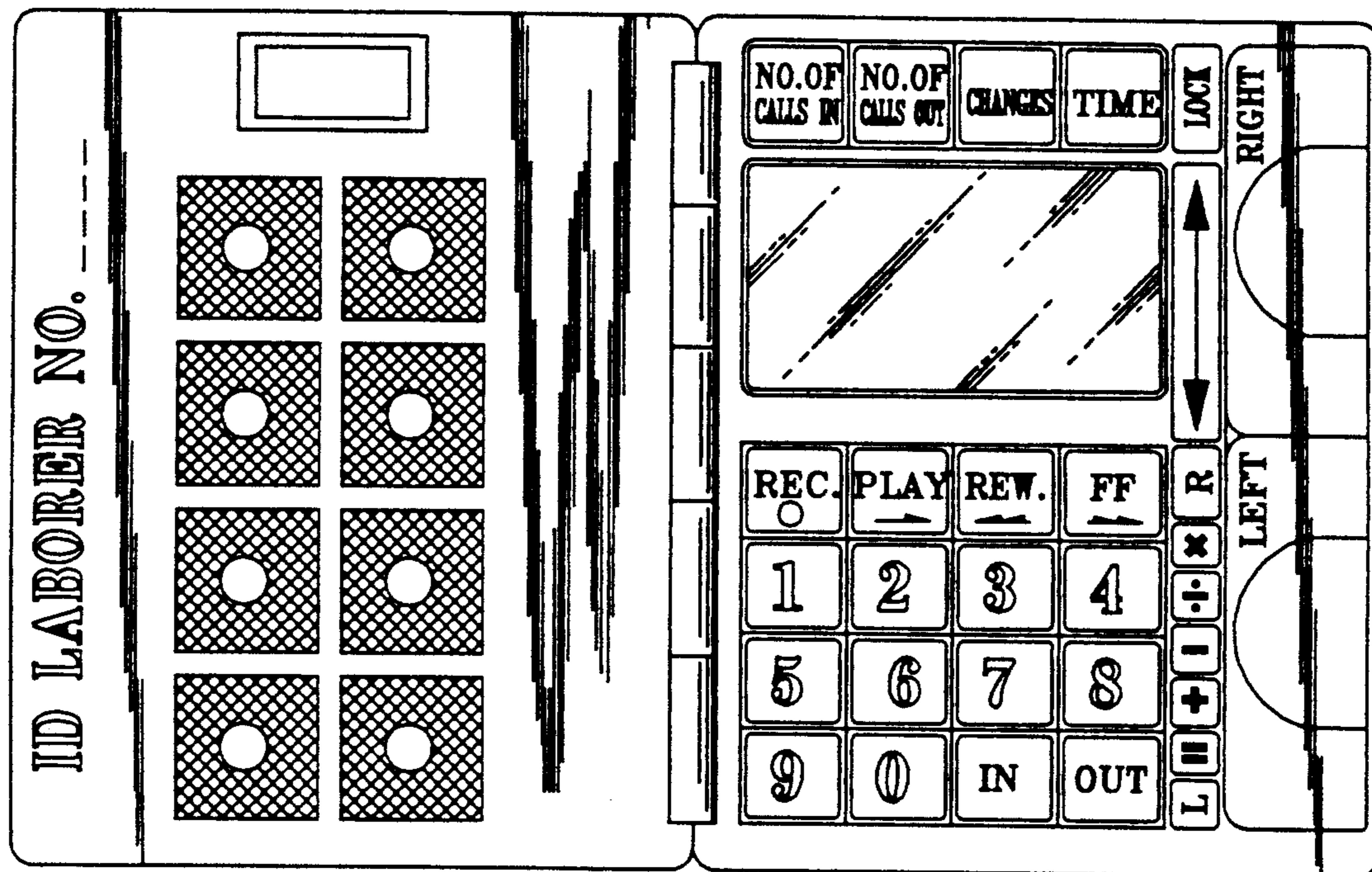


FIG. 2




FIG. 3




FIG. 4

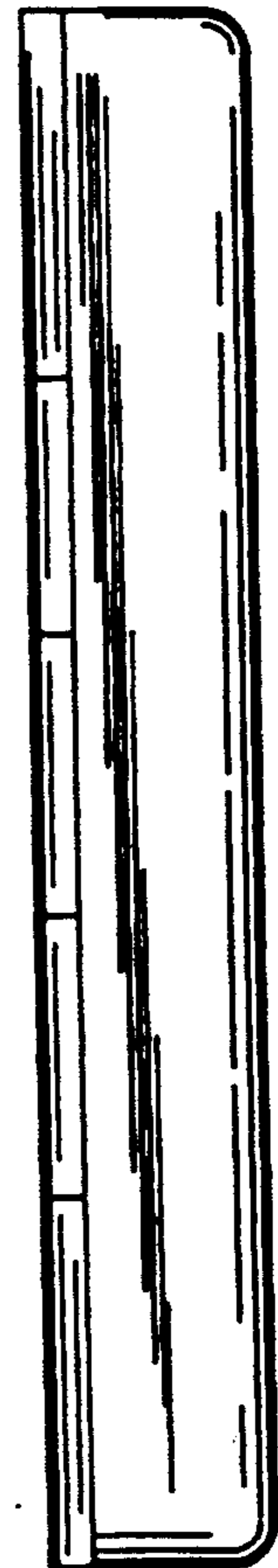


FIG. 5

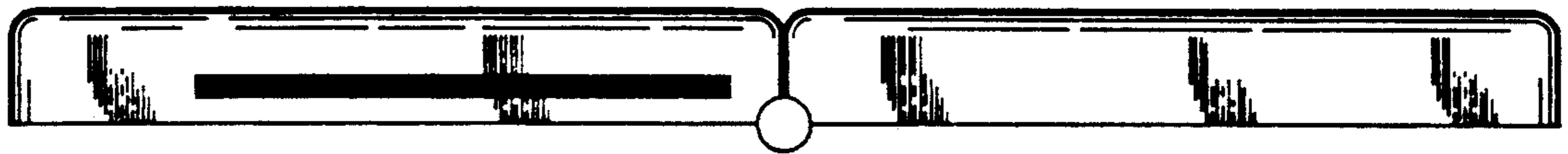


FIG. 6

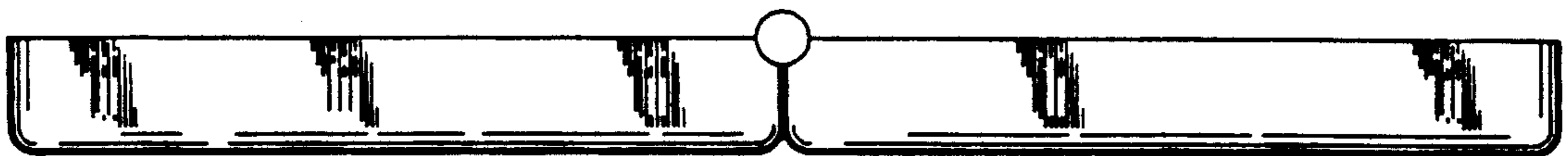


FIG. 7

