



US00D344059S

United States Patent [19]

[11] Patent Number: **Des. 344,059**

DeBraal et al.

[45] Date of Patent: **** Feb. 8, 1994**

[54] **VEHICLE FENDER**

[75] Inventors: **Stanley J. DeBraal**, West Bend, Wis.; **Daniel R. Nickles**, Hewitt; **William E. Crookes**, Waldwick, both of N.J.; **Alberto J. Mantilla**, Brooklyn; **Tor G. Bonnier**, New York, both of N.Y.; **David R. Holm**, Oconomowoc, Wis.

[73] Assignee: **Deere & Company**, Moline, Ill.

[**] Term: **14 Years**

[21] Appl. No.: **1,562**

[22] Filed: **Nov. 16, 1992**

[52] U.S. Cl. **D12/184**

[58] Field of Search 280/848, 152.1, 153.1; 296/190; D12/184, 96, 14

[56] **References Cited**

U.S. PATENT DOCUMENTS

D. 284,575	1/1986	Latas	D12/184
D. 291,982	9/1987	Lemons et al.	D12/96
D. 307,878	5/1990	Lechner	D12/96
D. 308,032	5/1990	Kepney et al.	D12/96
D. 323,134	1/1992	Lechner	D12/96
D. 332,239	1/1993	Hirata et al.	D12/14
2,833,364	5/1958	Lee	280/848

OTHER PUBLICATIONS

Steiner Turf Equipment Inc., Steiner Specs, 4 pages,

unknown publication date, U.S.A. prior to filing date of application.

Kawasaki, Mule 500, 4 pages, unknown publication date, U.S.A. prior to filing date of application.

Shuttlecraft, Shuttlecraft, 1 page, unknown publication date, U.S.A. prior to filing date of application.

Cushman, Cushman Super Runabout, 2 pages, unknown publication date, U.S.A. prior to filing date of application.

Smithco, Smithco, 1 page, unknown publication U.S.A. prior to filing date of application.

Primary Examiner—Wallace R. Burke

Assistant Examiner—Melody Brown

[57] **CLAIM**

The ornamental design for a vehicle fender, as shown and described.

DESCRIPTION


FIG. 1 is a top and front perspective view of a vehicle fender showing our new design, the broken lines are for illustrative purposes only and form no part of the claimed design;

FIG. 2 is an enlarged top and front perspective view thereof;

FIG. 3 is an enlarged rear perspective view thereof;

FIG. 4 is an enlarged right side elevation view thereof; and,

FIG. 5 is an enlarged left side elevation view thereof.






Fig. 1

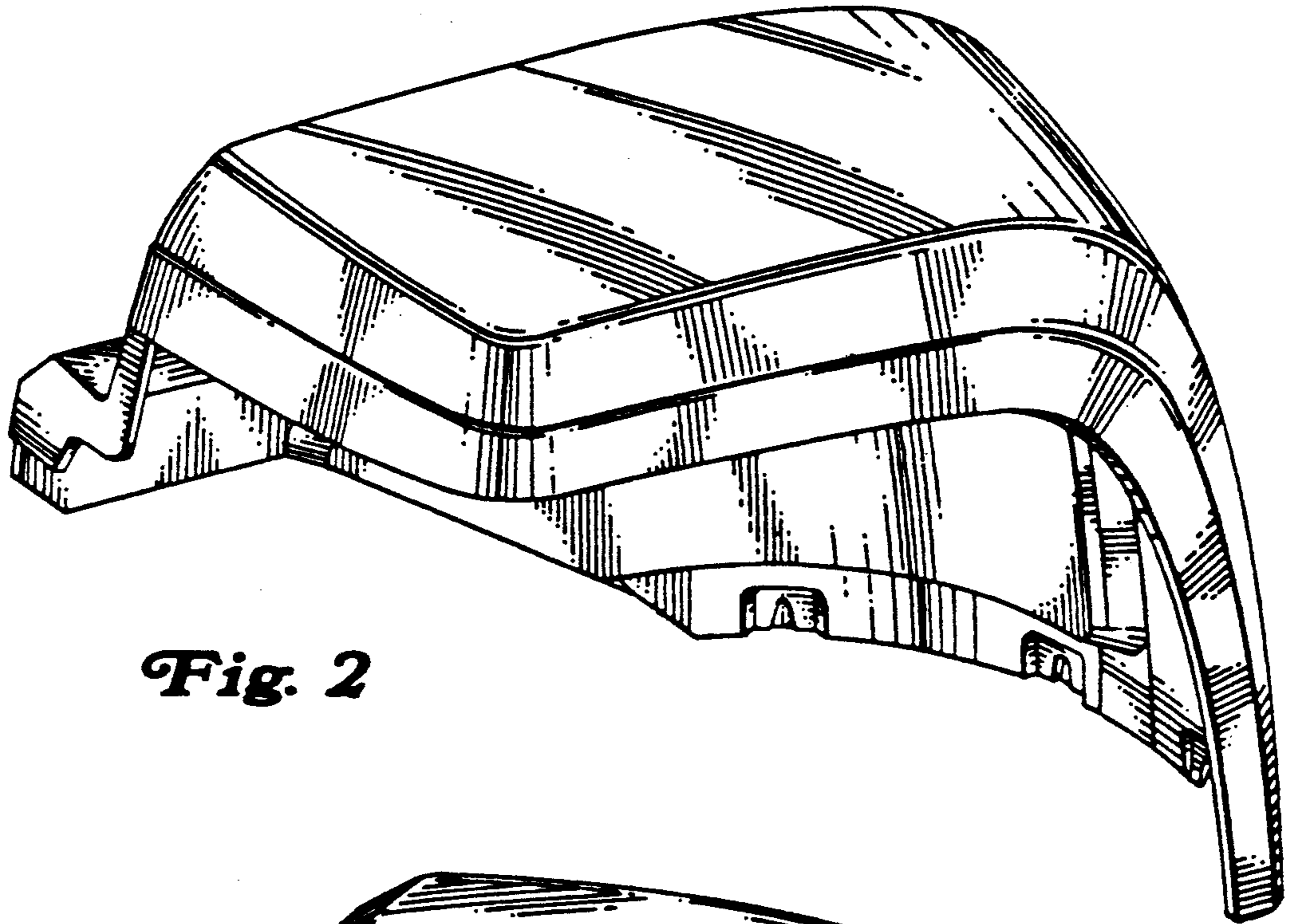


Fig. 2

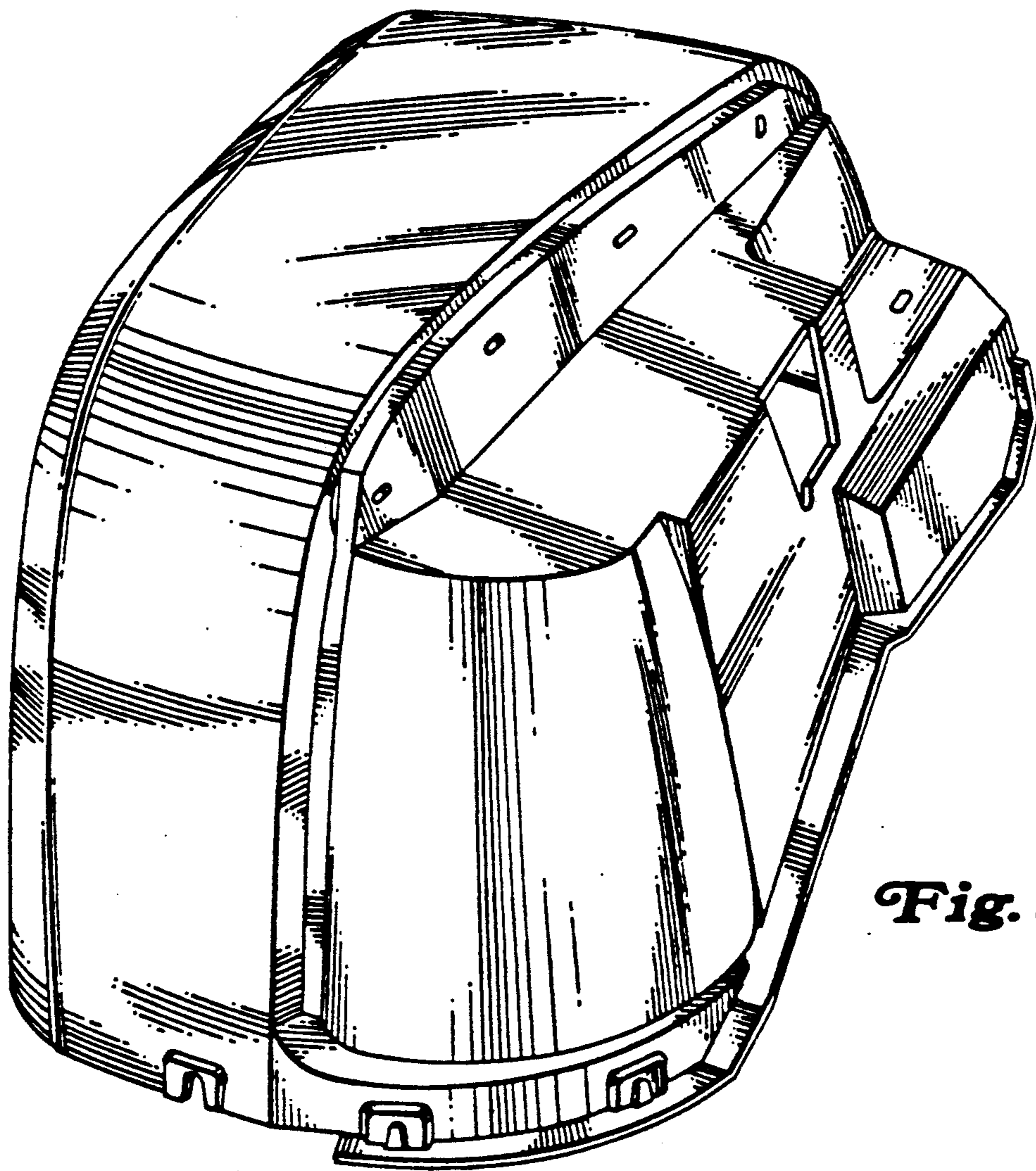


Fig. 3

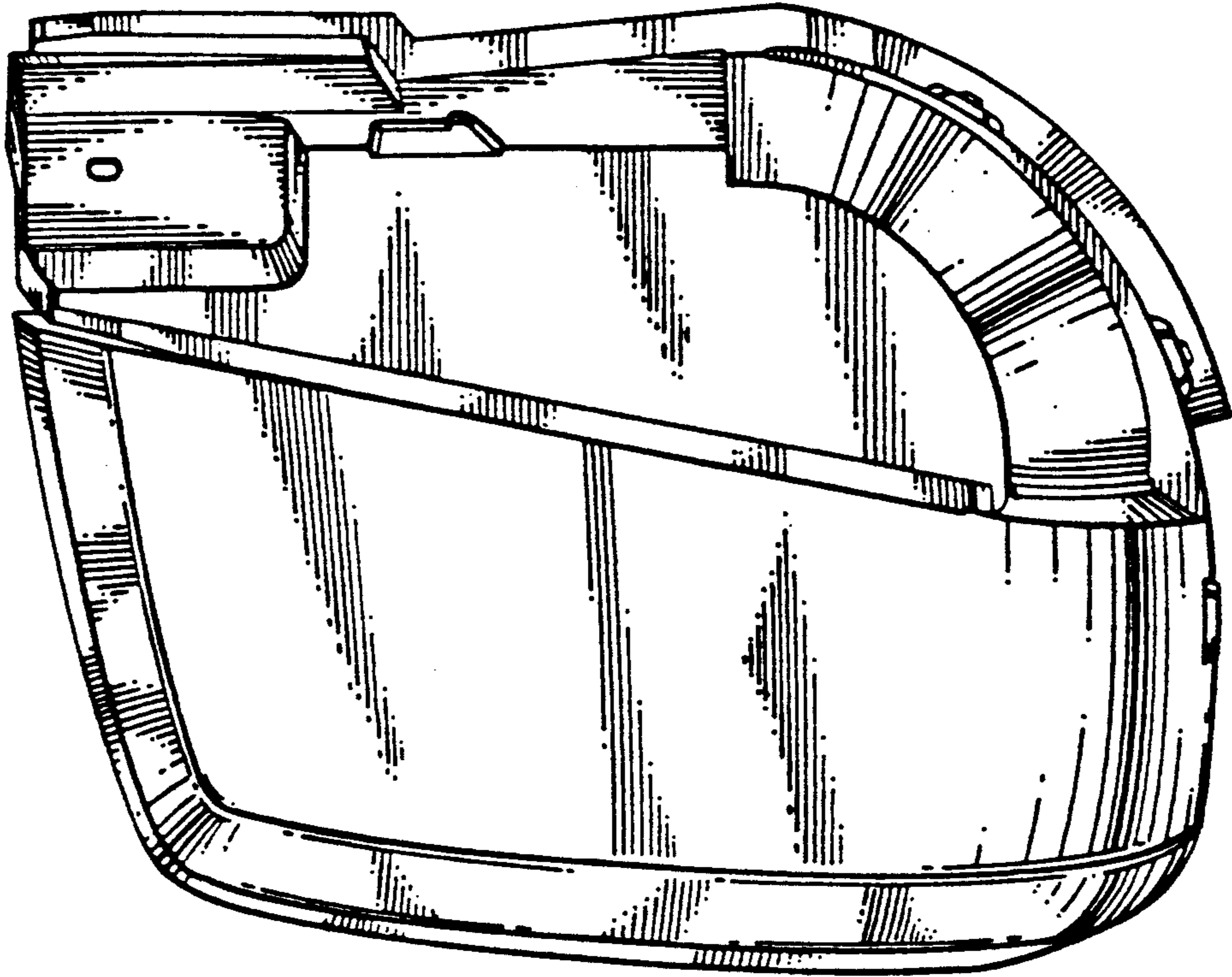


Fig. 4

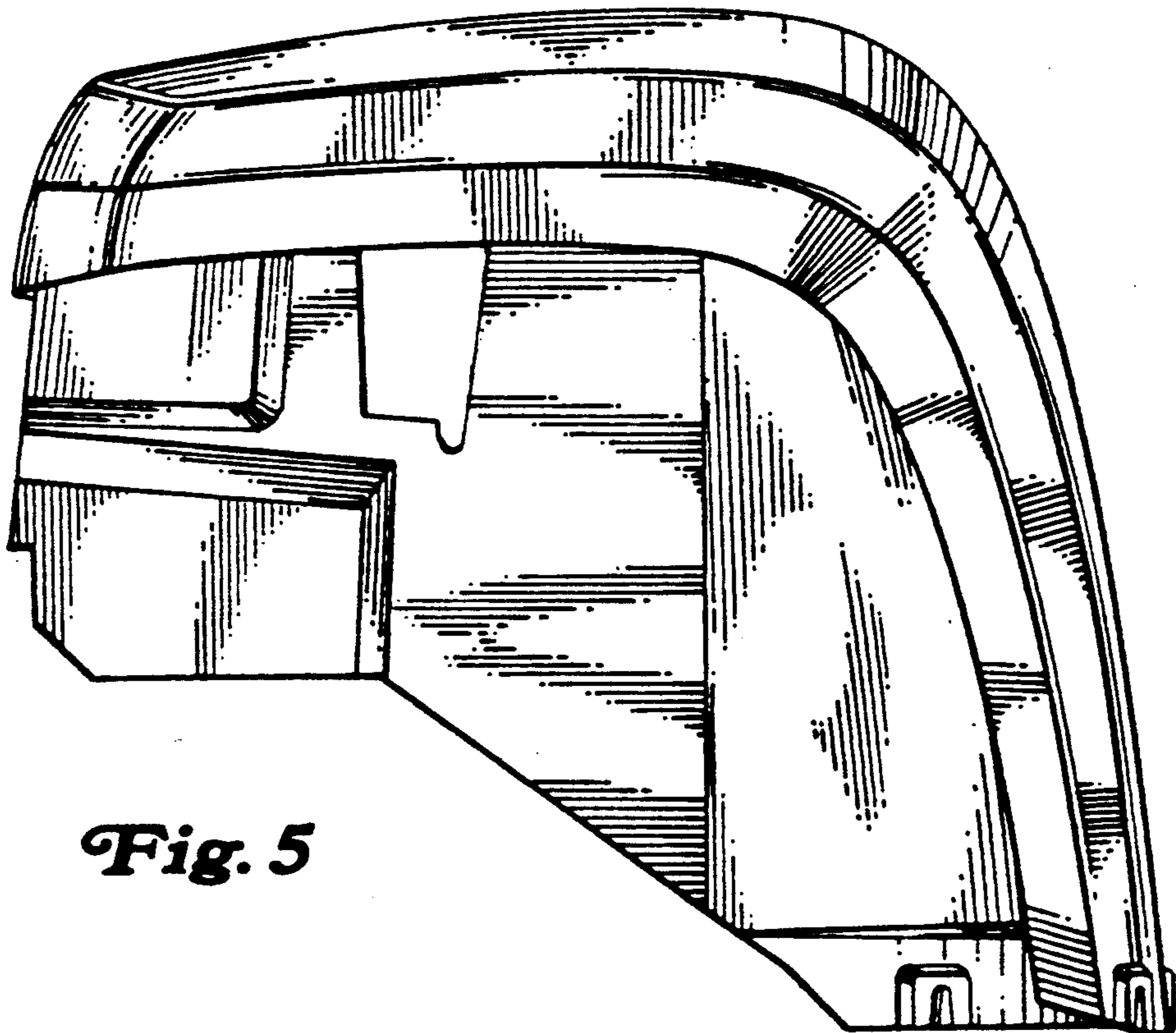


Fig. 5