



US00D344058S

# United States Patent [19]

[11] Patent Number: Des. 344,058

Jones

[45] Date of Patent: \*\* Feb. 8, 1994

[54] BRAKE PLATE

[76] Inventor: Henry J. Jones, P.O. Box 108, Sparta, Ontario, Canada, M0L 2H0

[\*\*] Term: 14 Years

[21] Appl. No.: 877,588

[22] Filed: May 1, 1992

[52] U.S. Cl. .... D12/180

[58] Field of Search ..... 188/18 R, 205 A, 331; D12/180

Rear Brake Drum Backing Plate Brochure prior to filing date of application.

International Precision Industries, Inc. Coni-Seal Universal GM Rear Brake Drum Backing Plate Brochure prior to filing date of application.

Primary Examiner—Wallace R. Burke

Assistant Examiner—M. Brown

Attorney, Agent, or Firm—Krass & Young

[57] CLAIM

The ornamental design for a brake plate, as shown and described.

[56] References Cited

U.S. PATENT DOCUMENTS

4,375,252	3/1983	Aono et al. ....	188/205 A
4,500,111	2/1985	Woo .....	188/18 R
4,995,481	2/1991	Temple et al. ....	188/18 R
5,096,017	3/1992	Kobayashi et al. ....	188/331
5,180,037	1/1993	Evans .....	188/331

OTHER PUBLICATIONS

International Precision Industries Inc., Universal GM

DESCRIPTION

FIG. 1 is a front elevational view of a brake plate showing my new design;


FIG. 2 is a rear elevation view thereof;

FIG. 3 is a perspective view thereof;

FIG. 4 is a bottom plan view thereof;

FIG. 5 is a top plan view thereof; and,

FIG. 6 is a side elevational view thereof, the opposite side being a mirror image of that shown.






Fig. 1

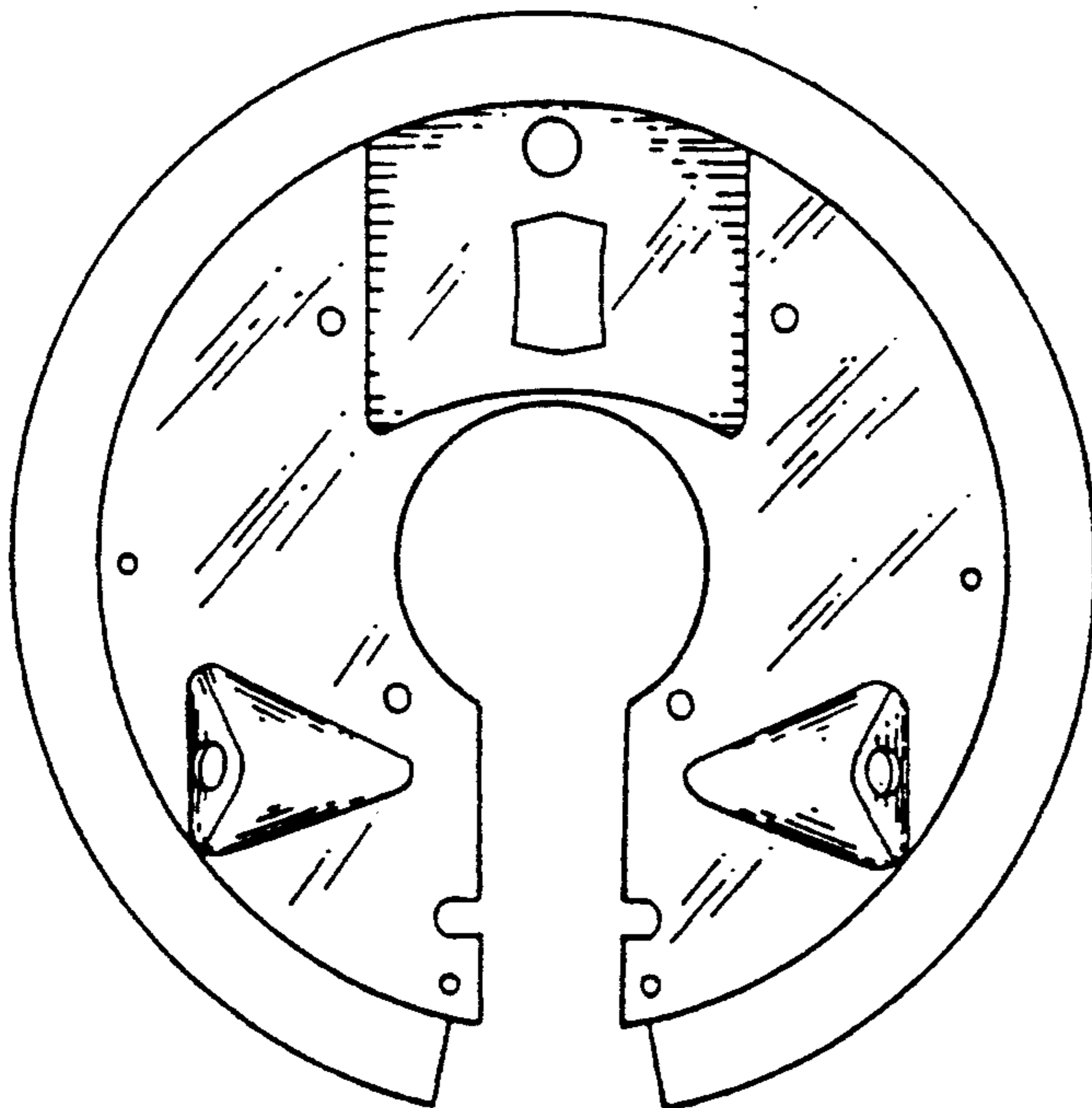


Fig. 2




Fig. 3

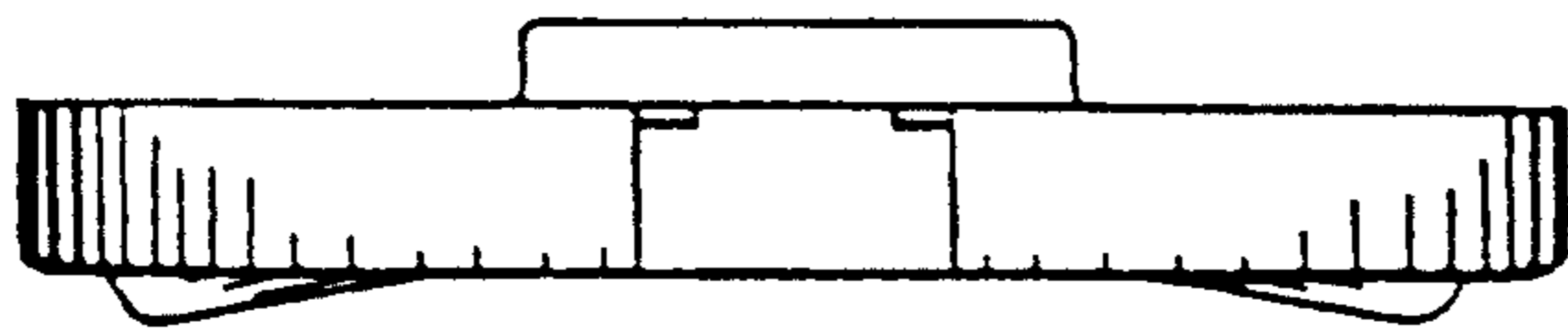


Fig. 4




Fig. 5

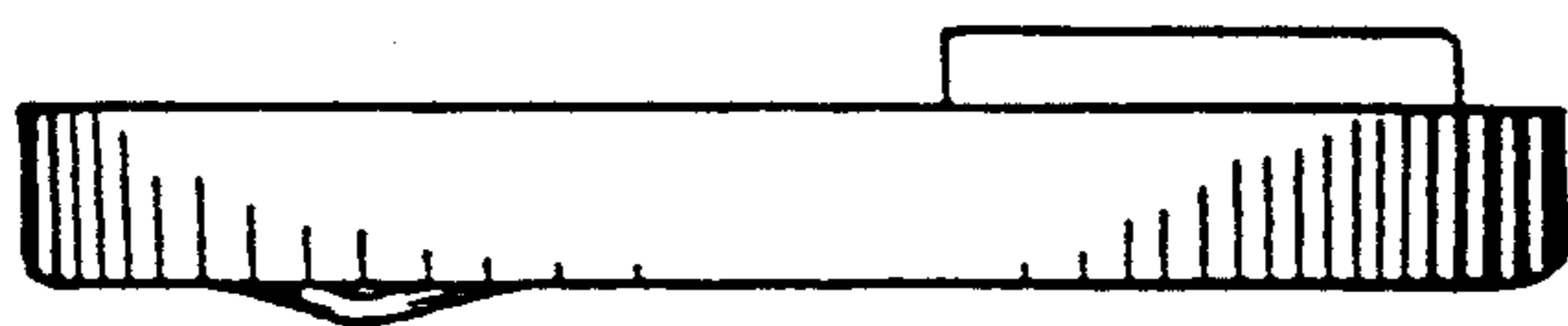


Fig. 6