



US00D344056S

United States Patent [19]

Graas et al.

[11] Patent Number: **Des. 344,056**

[45] Date of Patent: **** Feb. 8, 1994**

[54] **TIRE TREAD**

[75] Inventors: **Maurice Graas, Reichlange; Jan H. Van Tuyl, Ettelbruck**, both of Luxembourg

[73] Assignee: **The Goodyear Tire & Rubber Company, Akron, Ohio**

[**] Term: **14 Years**

[21] Appl. No.: **948,987**

[22] Filed: **Sep. 21, 1992**

[52] U.S. Cl. **D12/151**

[58] Field of Search **152/209 R, 209 A, 209 B, 152/209 D; D12/136, 137, 138, 140, 146-151**

[56] **References Cited**

U.S. PATENT DOCUMENTS

D. 292,083 9/1987 Ozawa **D12/147**

OTHER PUBLICATIONS

1991 Tread Design Guide, p. 32, General Ameri-Trac

Tire, third row down from top & second tire in from right side of page.

1991 Tread Design Guide, p. 35, B. F. Goodrich Radial T/A WR Tire, top right side of page.


Primary Examiner—James M. Gandy
Attorney, Agent, or Firm—T. P. Lewandowski

[57] **CLAIM**

The ornamental design for a tire tread, as shown and described.

DESCRIPTION

FIG. 1 is a perspective view of a tire tread showing our new design, it being understood that the pattern is repeated throughout the circumference thereof; FIG. 2 is a front elevational view thereof; FIG. 3 is a side elevational view thereof; and, FIG. 4 is an enlarged fragmentary front view thereof. The broken line showing of environmental structure in the drawings is for illustrative purposes only and forms no part of the claimed design.






FIG-1




FIG-2




FIG-3

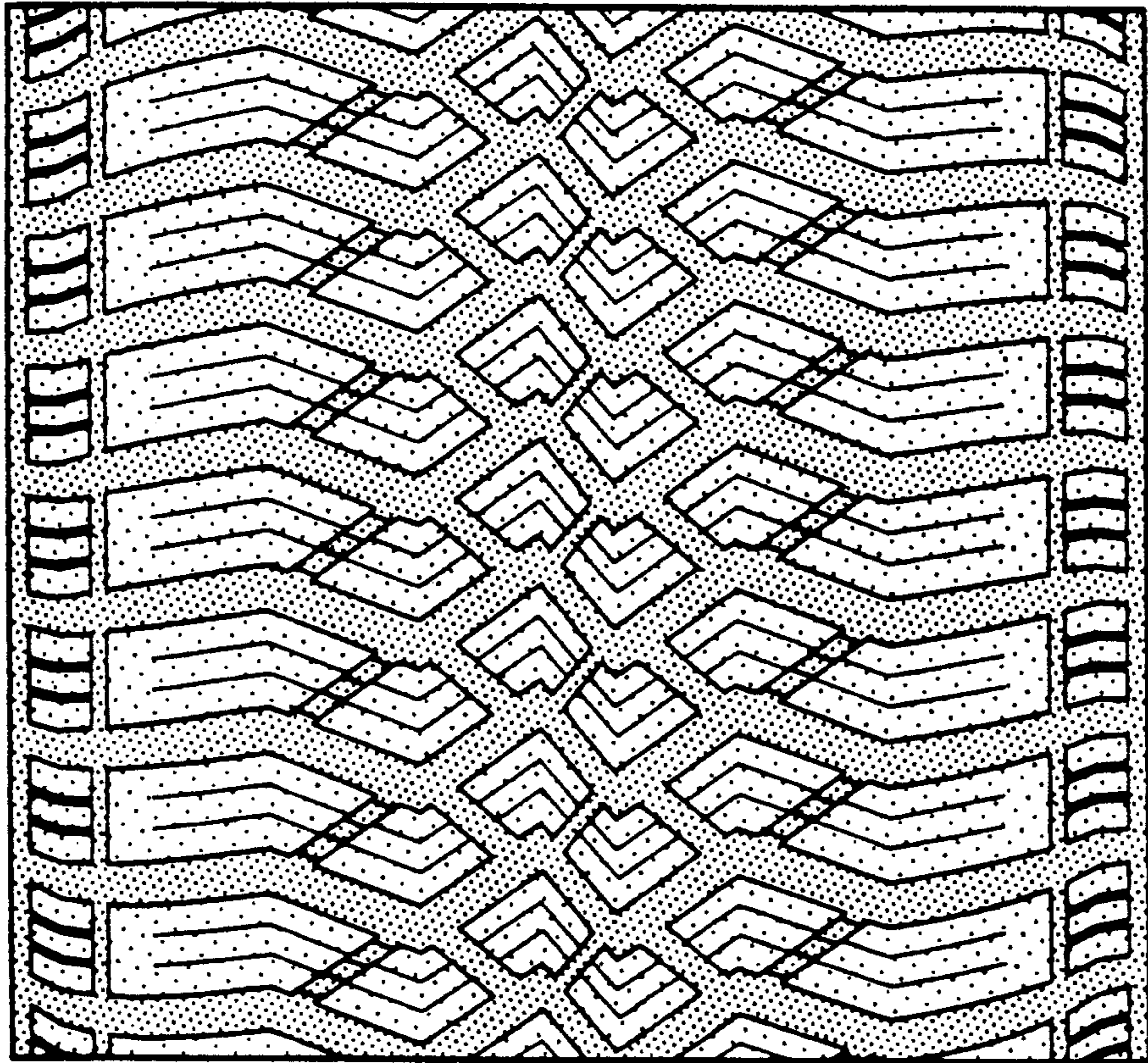


FIG-4