



US00D344053S

United States Patent [19]

Attinello et al.

[11] Patent Number: Des. 344,053

[45] Date of Patent: ** Feb. 8, 1994

[54] TIRE TREAD

[75] Inventors: **John S. Attinello**, Hartville; **Dale G. Freygang**, Akron; **Norman D. Anderson**, Uniontown, all of Ohio; **Max H. Dixon**, Ridgeley, W. Va.; **Samuel P. Landers**, Uniontown, Ohio

[73] Assignee: **The Goodyear Tire & Rubber Company**, Akron, Ohio

[**] Term: 14 Years

[21] Appl. No.: 2,844

[22] Filed: Dec. 22, 1992

[52] U.S. Cl. D12/147

[58] Field of Search 152/209 R, 209 A, 209 D;
D12/137, 140, 145-148

[56] References Cited

U.S. PATENT DOCUMENTS

D. 206,848	1/1967	Berry	D12/146
D. 274,715	7/1984	Baumgardner	D12/147
D. 296,199	6/1988	Tansey et al.	D12/145
D. 304,558	11/1989	Fukumoto	D12/146
D. 328,580	8/1992	Killian	D12/147

OTHER PUBLICATIONS

1991 Tread Design Guide, p. 13, BIG O Euro SXP Tire, second row down from top, center of page.

1991 Tread Design Guide, p. 40, Jetzon Revenger H/P "VR" Tire, top center of page.

1992 Tread Design Guide, p. 27, Cordovan Grand Prix Radial G/T 0 Tire, second tire in from bottom right side of page.

Primary Examiner—James M. Gandy

Attorney, Agent, or Firm—T. P. Lewandowski

[57] CLAIM

The ornamental design for a tire tread, as shown and described.

DESCRIPTION

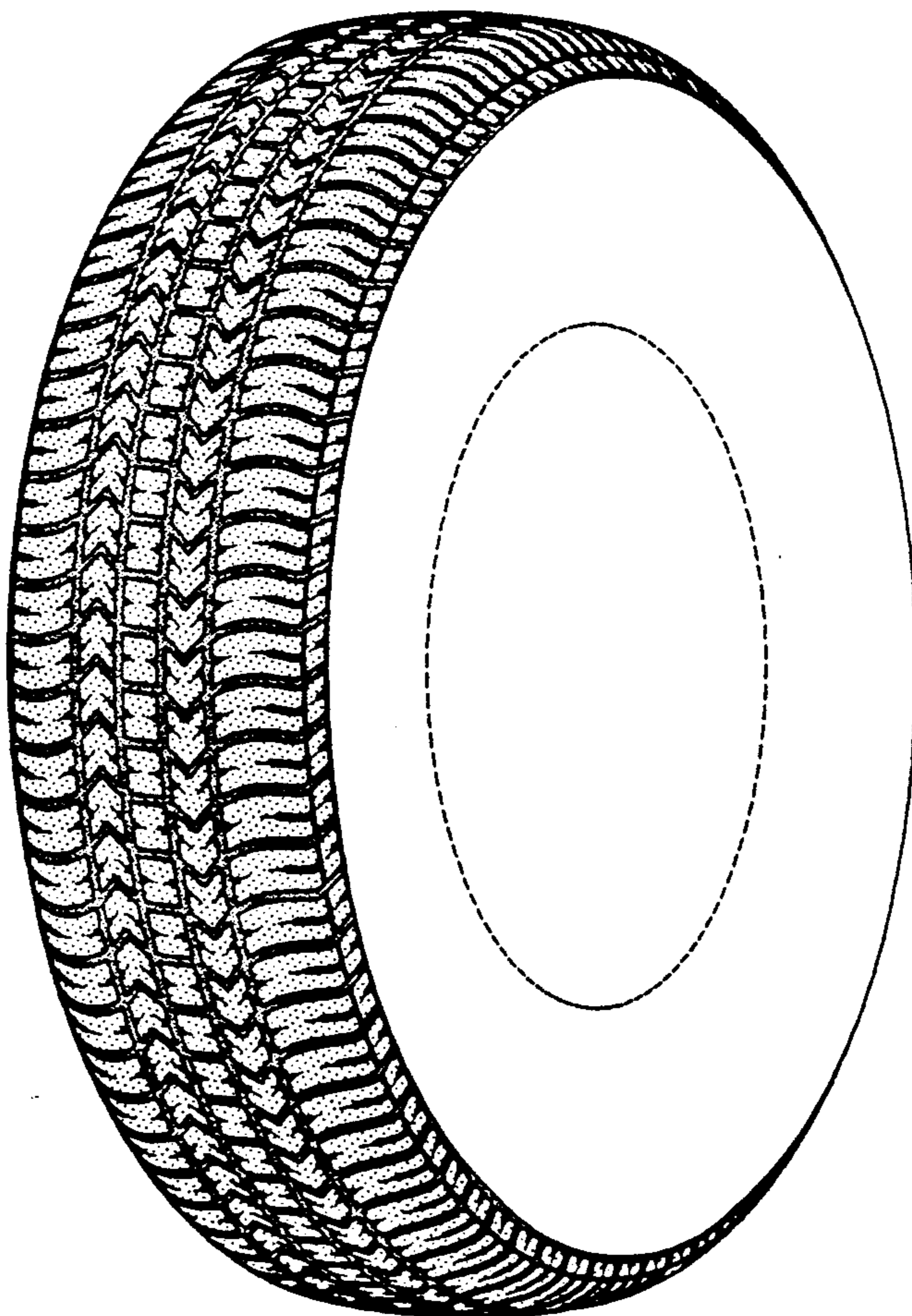
FIG. 1 is a perspective view of a tire tread showing our new design, it being understood that the pattern is repeated throughout the circumference thereof;

FIG. 2 is a front elevational view thereof;

FIG. 3 is a side elevational view thereof; and,

FIG. 4 is an enlarged fragmentary front view thereof.

The broken line showing of the tire sidewall in FIGS. 1 and 3 of the drawing is for illustrative purposes only and forms no part of the claimed design.



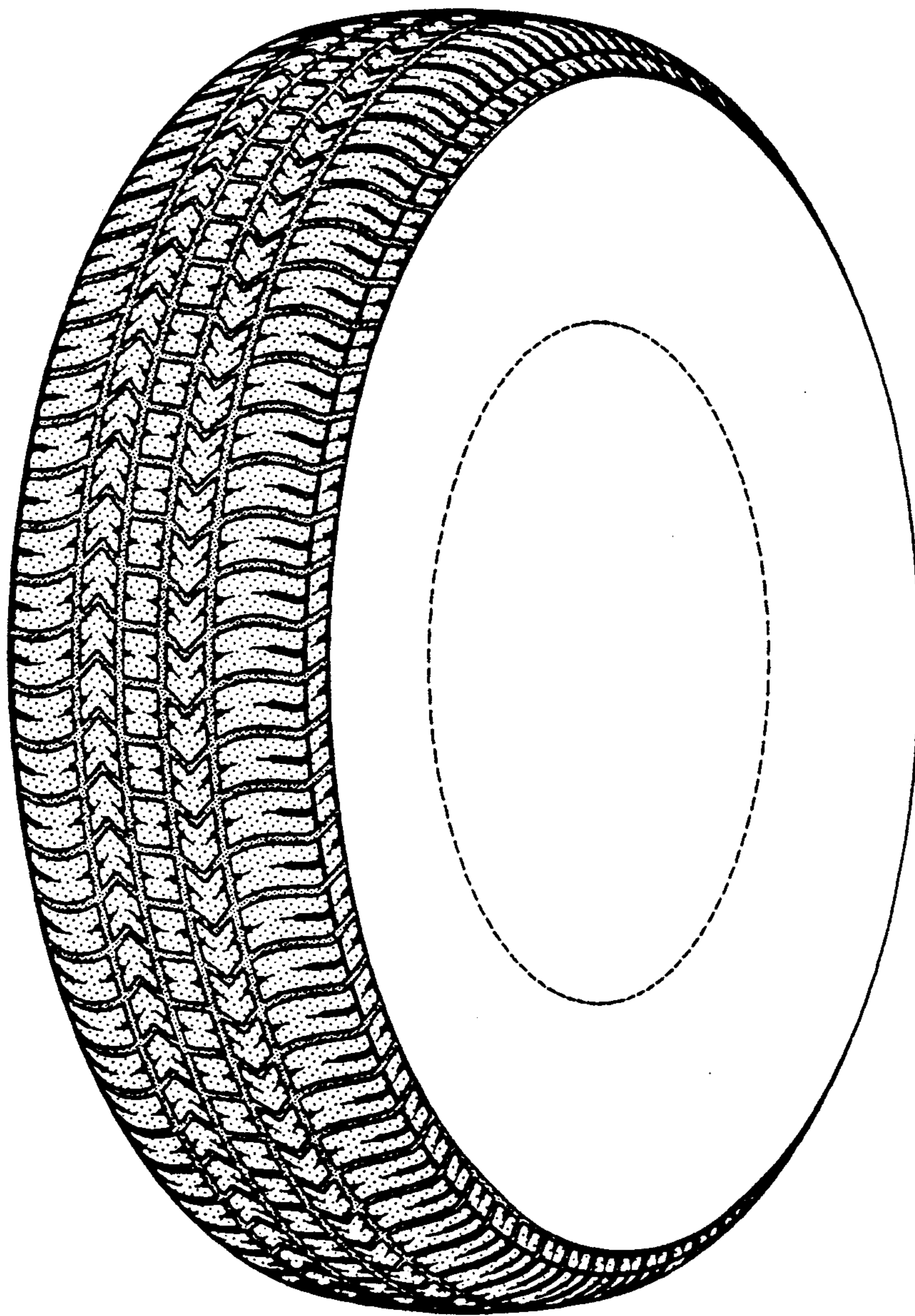


FIG-1




FIG-2




FIG-3

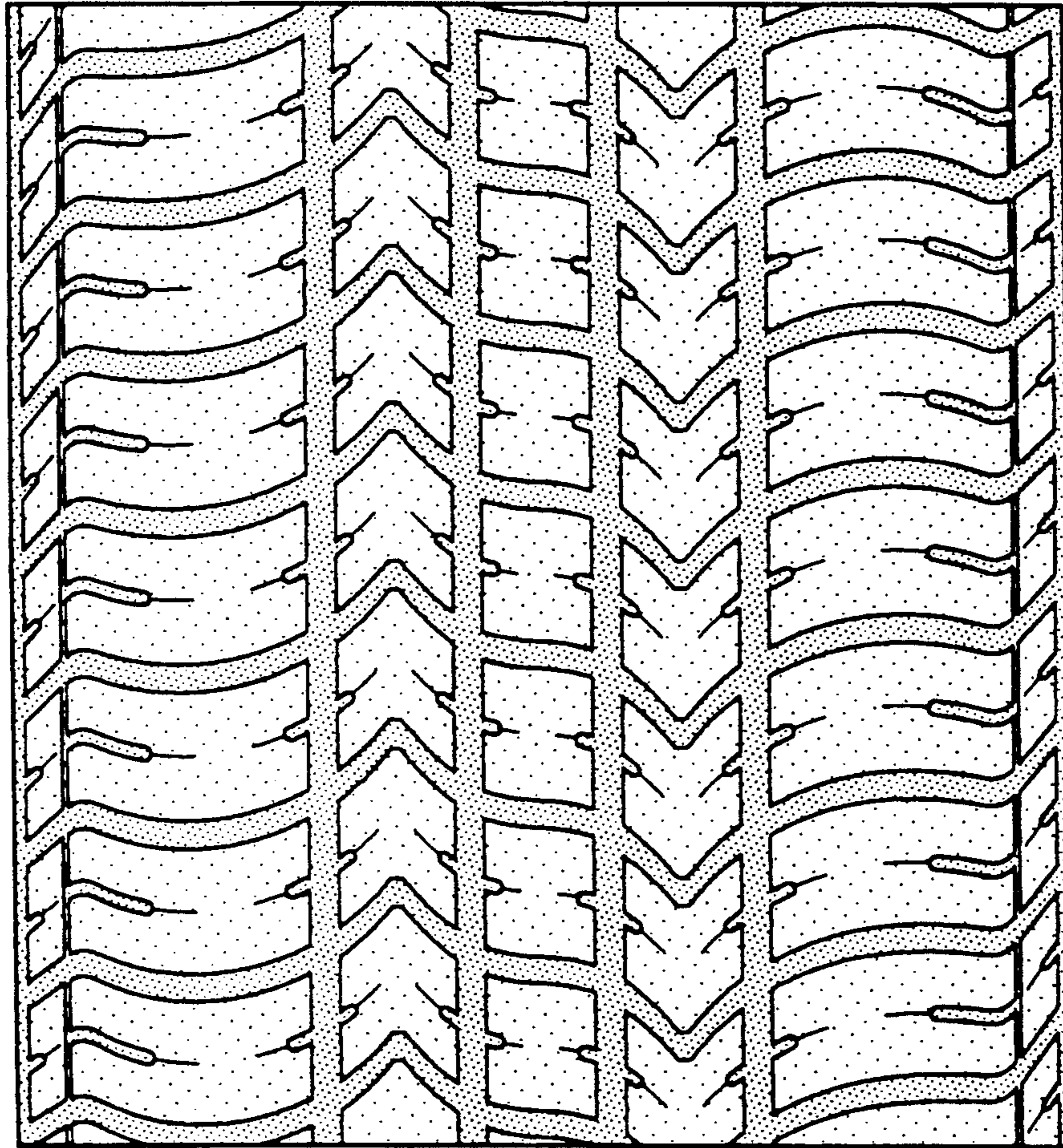


FIG-4