



US00D344051S

# United States Patent [19]

[11] Patent Number: **Des. 344,051**

Attinello et al.

[45] Date of Patent: **\*\* Feb. 8, 1994**

## [54] TIRE TREAD

[75] Inventors: **John S. Attinello, Hartville; Dale G. Freygang, Akron; Norman D. Anderson; Samuel P. Landers, both of Uniontown, all of Ohio**

[73] Assignee: **The Goodyear Tire & Rubber Company, Akron, Ohio**

[\*\*] Term: **14 Years**

[21] Appl. No.: **2,842**

[22] Filed: **Dec. 22, 1992**

[52] U.S. Cl. .... **D12/147**

[58] Field of Search ..... **152/209 R, 209 A, 209 D; D12/137, 140, 141-143, 145-148**

## [56] References Cited

### U.S. PATENT DOCUMENTS

D. 206,848	1/1967	Berry .....	D12/146
D. 274,715	7/1984	Baumgardner .....	D12/147
D. 296,199	6/1988	Tansey et al. ....	D12/145
D. 304,558	11/1989	Fukumoto .....	D12/146
D. 328,580	8/1992	Killian .....	D12/147

## OTHER PUBLICATIONS

1991 Tread Design Guide, p. 13, Big O Euro SXP Tire, second row down from top, center of page.

1991 Tread Design Guide, p. 40, Jetzon Revenger H/P "VR" Tire, top center of page.

1992 Tread Design Guide, p. 27, Cordovan Grand Prix Radial G/T 70 Tire, second tire in from bottom right side of page.

*Primary Examiner*—James M. Gandy

*Attorney, Agent, or Firm*—T. P. Lewandowski

## [57] CLAIM

The ornamental design for a tire tread, as shown and described.

## DESCRIPTION

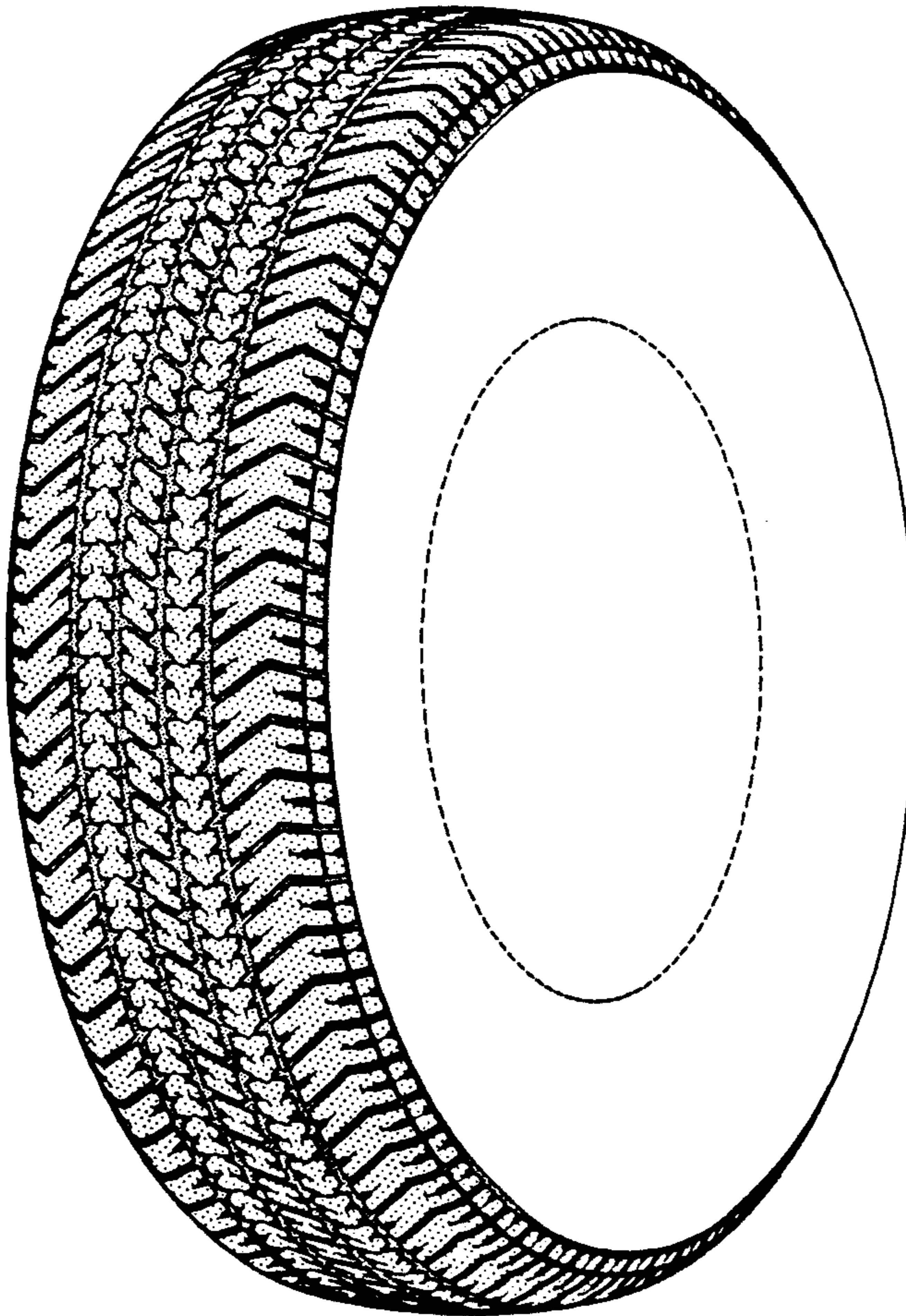
FIG. 1 is a perspective view of a tire tread showing our new design, it being understood that the pattern is repeated throughout the circumference thereof;

FIG. 2 is a front elevational view thereof;

FIG. 3 is a side elevational view thereof; and,

FIG. 4 is an enlarged fragmentary front view thereof.

The broken line showing of the tire sidewall in FIGS. 1 and 3 of the drawing is for illustrative purposes only and forms no part of the claimed design.



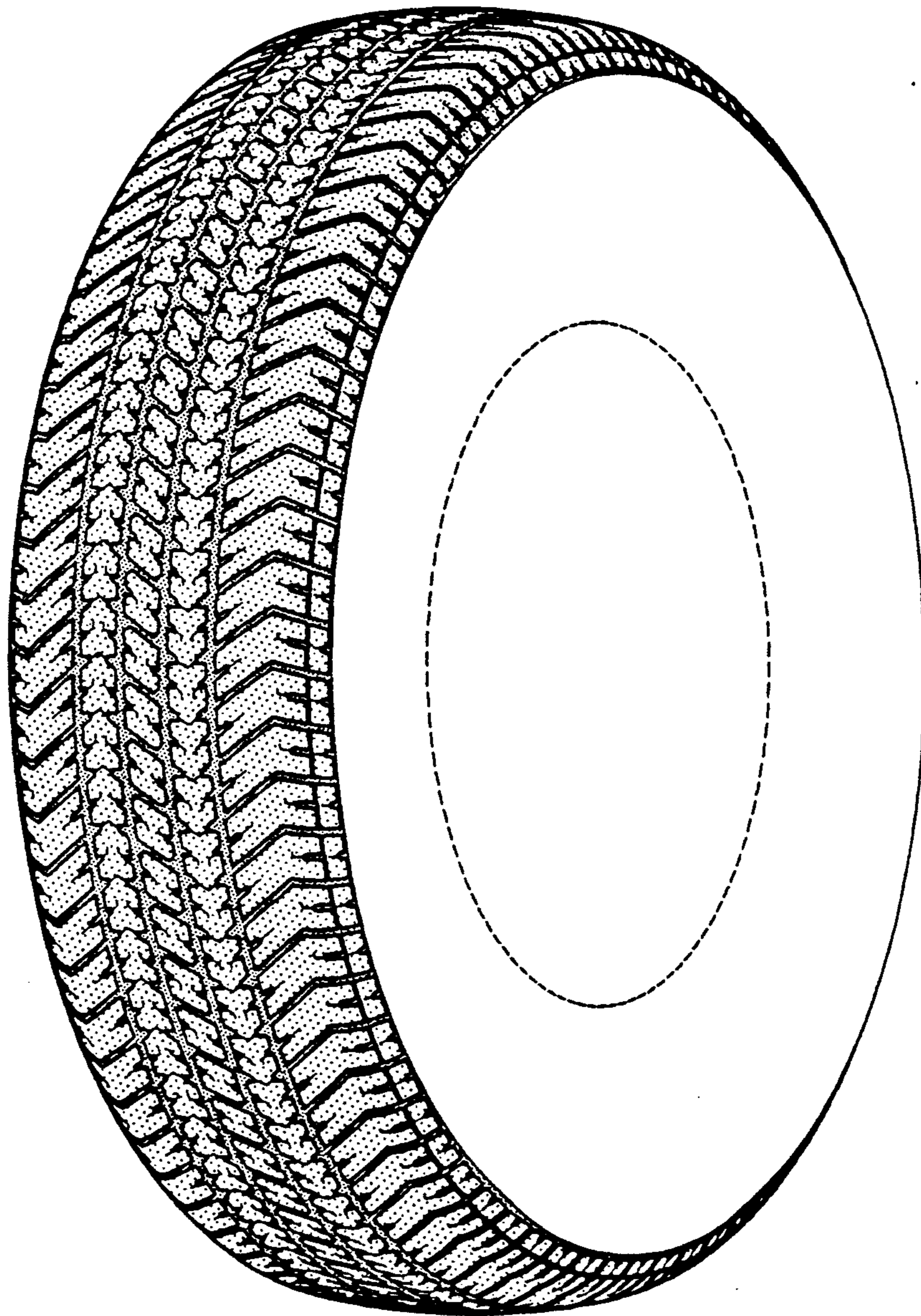


FIG-1




FIG-2




FIG-3

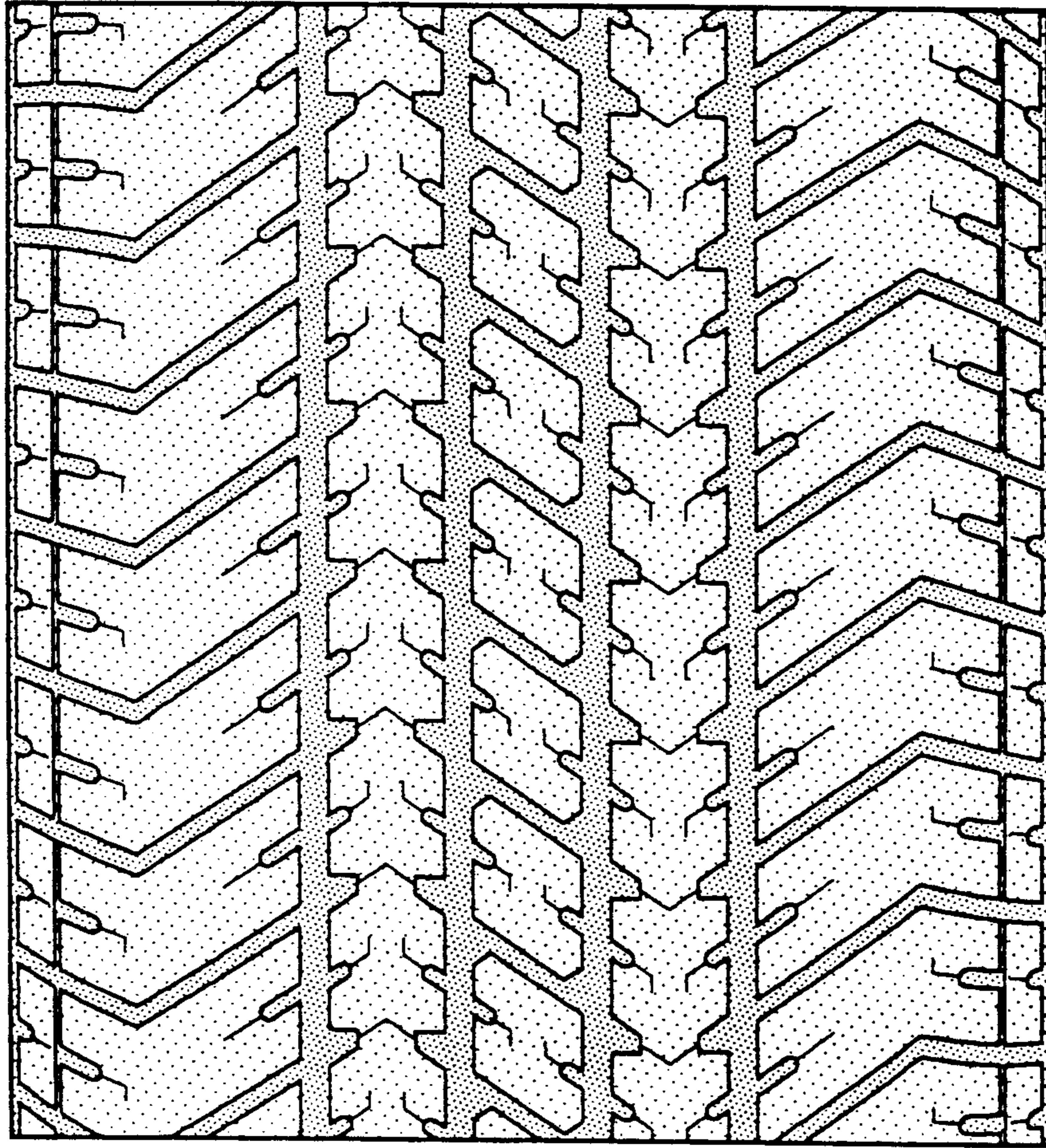


FIG-4