



US00D344033S

United States Patent [19]

Davidge

[11] Patent Number: **Des. 344,033**

[45] Date of Patent: **** Feb. 8, 1994**

[54] **ANTI-THEFT UNIT FOR SECURING PORTABLE ARTICLES TO A VEHICLE OR OTHER NON-PORTABLE OBJECTS**

[75] Inventor: **Gregory M. Davidge, Maui, Hi.**

[73] Assignee: **Tortoise Products, Inc., Kula, Hi.**

[**] Term: **14 Years**

[21] Appl. No.: **1,187**

[22] Filed: **Nov. 5, 1992**

[52] U.S. Cl. **D10/106; D10/113**

[58] Field of Search **70/57.1, 58, 59, 61, 70/64, 69, 70, 71, 76; 340/568, 571, 572, 545, 573, 586, 587; D10/104, 106, 109, 113, 121**

[56] **References Cited**

U.S. PATENT DOCUMENTS

D. 280,307	8/1985	Kunimune	D10/106
D. 316,378	4/1991	Liantonio	D10/106
3,873,966	3/1975	Tanner	340/545
4,055,973	11/1977	Best	70/58
4,065,946	1/1978	Loynes et al.	70/58
4,212,175	7/1980	Zakow	70/58
4,389,035	6/1983	Freeman	248/205.3 X
4,907,522	3/1990	Lutzke	70/58 X
5,050,836	9/1991	Makous	70/58 X

5,076,079	12/1991	Monoson et al.	70/58
5,095,722	3/1992	Chapmond et al.	70/18

FOREIGN PATENT DOCUMENTS

3824393	7/1989	Fed. Rep. of Germany	70/58
---------	--------	----------------------------	-------

Primary Examiner—Wallace R. Burke
Assistant Examiner—Marcus Jackson
Attorney, Agent, or Firm—Laff, Whitesel, Conte & Saret

[57] **CLAIM**

The ornamental design for anti-theft unit for securing portable articles to a vehicle or other non-portable objects, as shown and described.

DESCRIPTION

FIG. 1 is a perspective view of the anti-theft unit for securing portable articles to a vehicle or other non-portable objects showing the new design; FIG. 2 is a top plan view of thereof; FIG. 3 is a side elevational view of thereof; FIG. 4 is a front elevational view thereof; FIG. 5 is a bottom plan view of the thereof; and, FIG. 6 is a bottom plan view of a second embodiment of the anti-theft unit for securing portable articles to a vehicle or other non-portable objects, with the remaining views being the same as FIGS. 1 to 4.




Fig. 1




Fig. 2

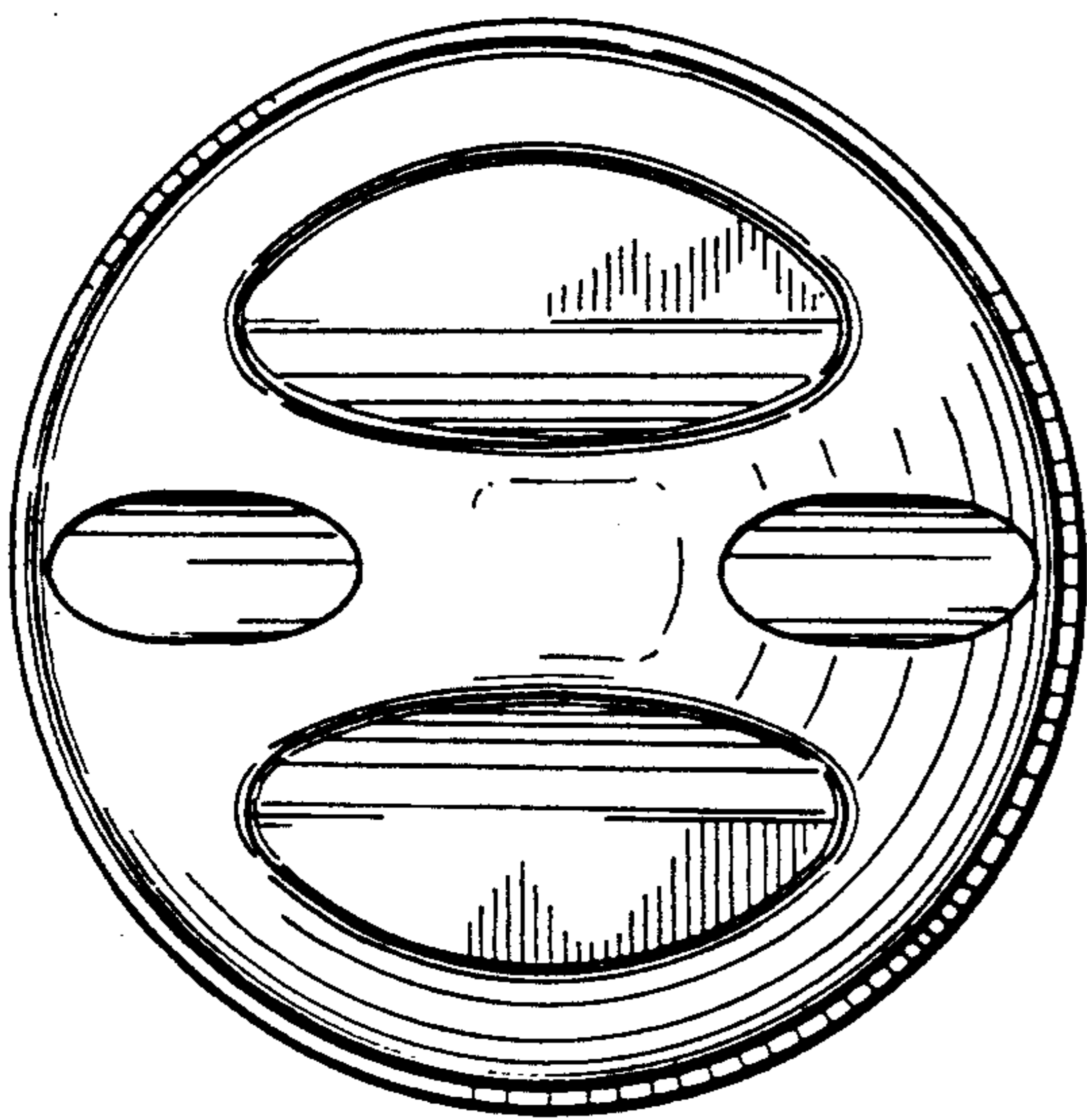


Fig. 6

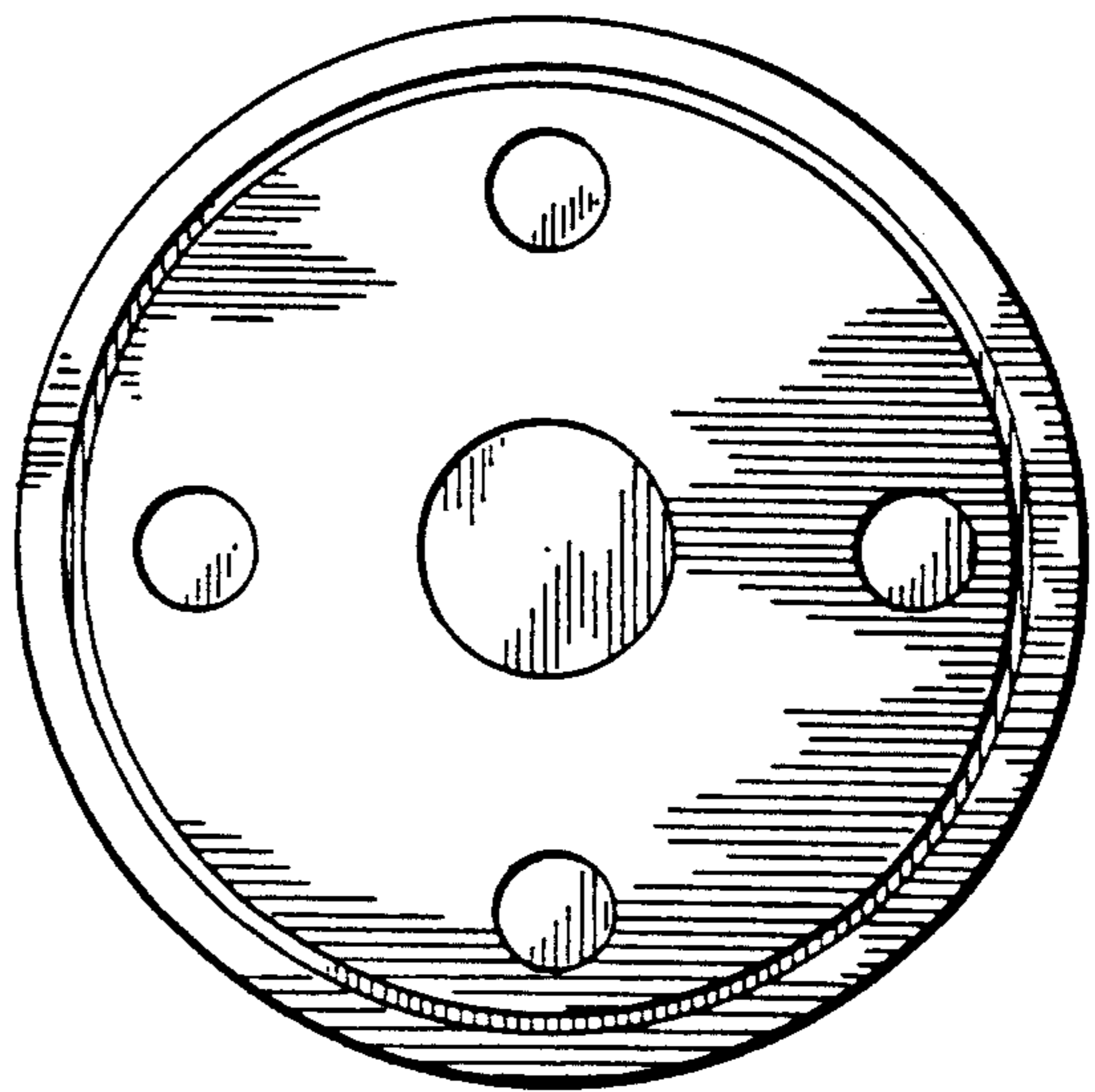


Fig. 3



Fig. 5

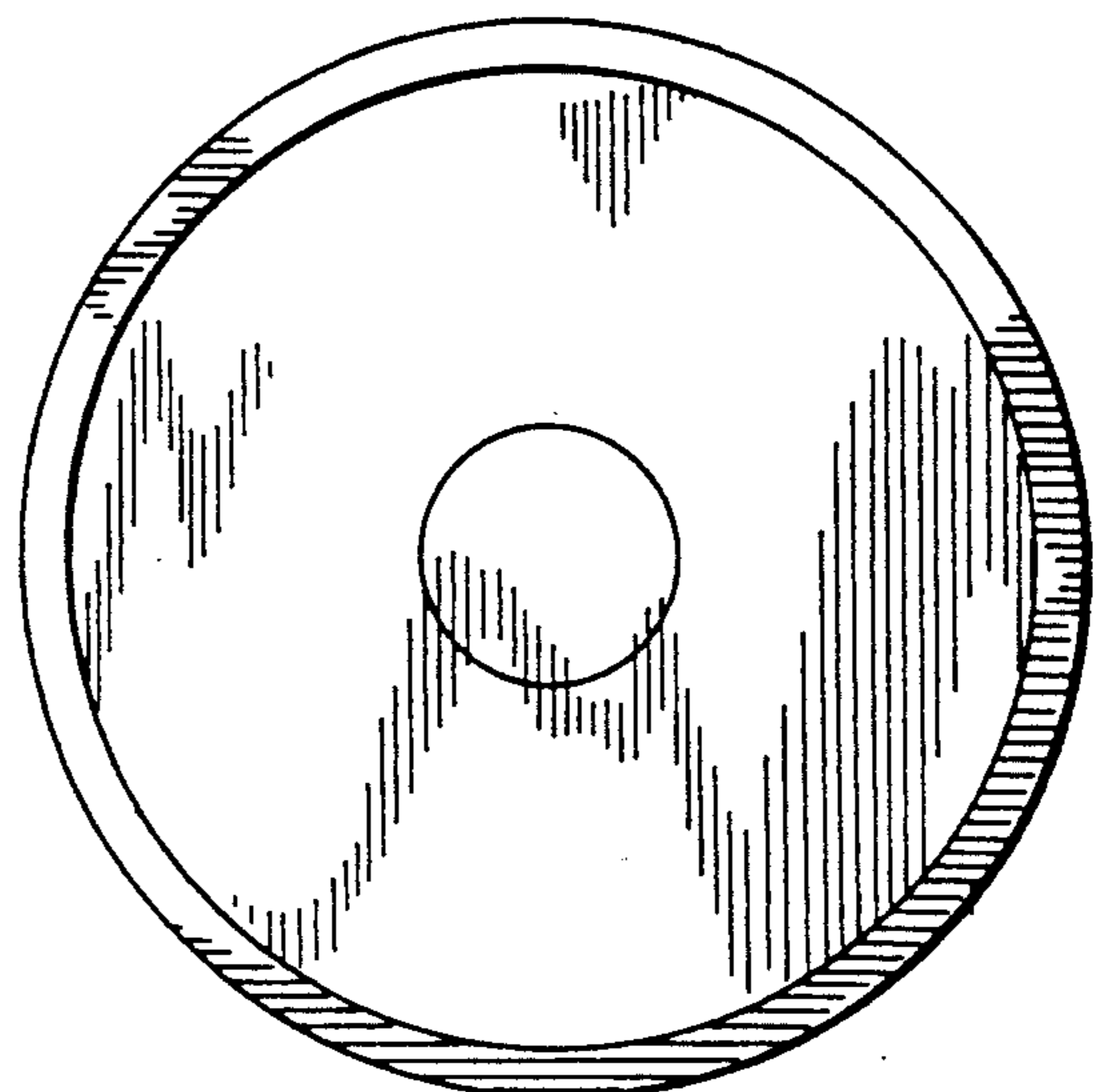


Fig. 4

