



US00D344027S

United States Patent [19]

[11] Patent Number: **Des. 344,027**

Shimamura

[45] Date of Patent: **** Feb. 8, 1994**

[54] **CLOCK**

D. 330,335 10/1092 Kato D10/24 X

[75] Inventor: **Katsumi Shimamura, Tokyo, Japan**

Primary Examiner—Nelson C. Holtje
Attorney, Agent, or Firm—Bruce I. Adams; Van C. Wilks

[73] Assignee: **Seikosha Co., Ltd., Japan**

[**] Term: **14 Years**

[57] **CLAIM**

[21] Appl. No.: **828,657**

The ornamental design for a clock, as shown and described.

[22] Filed: **Jan. 30, 1992**

[52] U.S. Cl. **D10/25**

[58] Field of Search 368/35, 276-277,
368/285; D10/1-40, 122-132

DESCRIPTION

[56] **References Cited**

U.S. PATENT DOCUMENTS

D. 96,297 7/1935 Brown D10/24 X
D. 316,822 5/1991 Odaka D10/26

FIG. 1 is a front elevational view of a clock showing my new design;

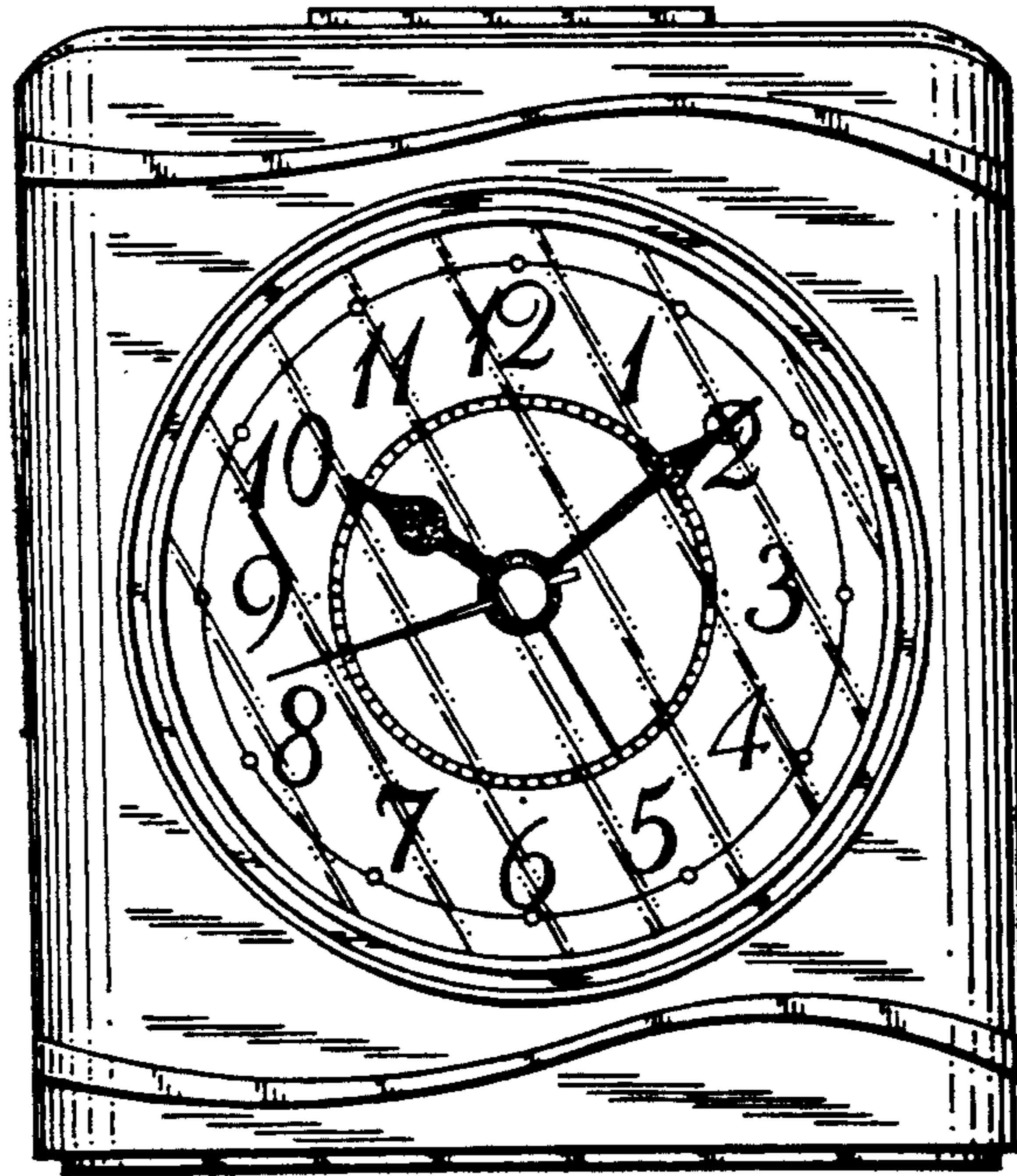
FIG. 2 is a rear elevational view thereof;

FIG. 3 is a left side elevational view thereof;

FIG. 4 is a right side elevational view thereof;

FIG. 5 is a top plan view thereof; and,

FIG. 6 is a bottom plan view thereof.






FIG. 1




FIG. 3



FIG. 4




FIG. 2

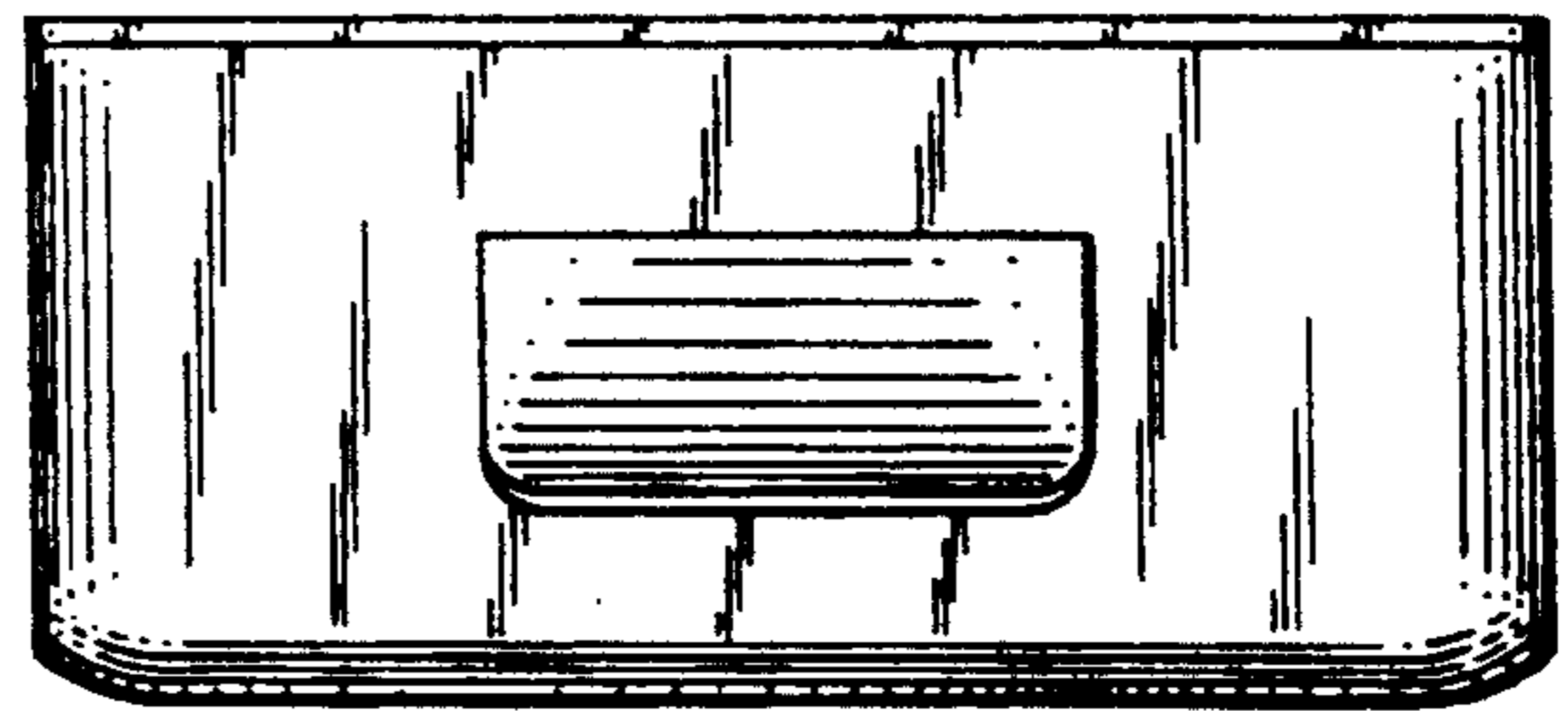


FIG. 5

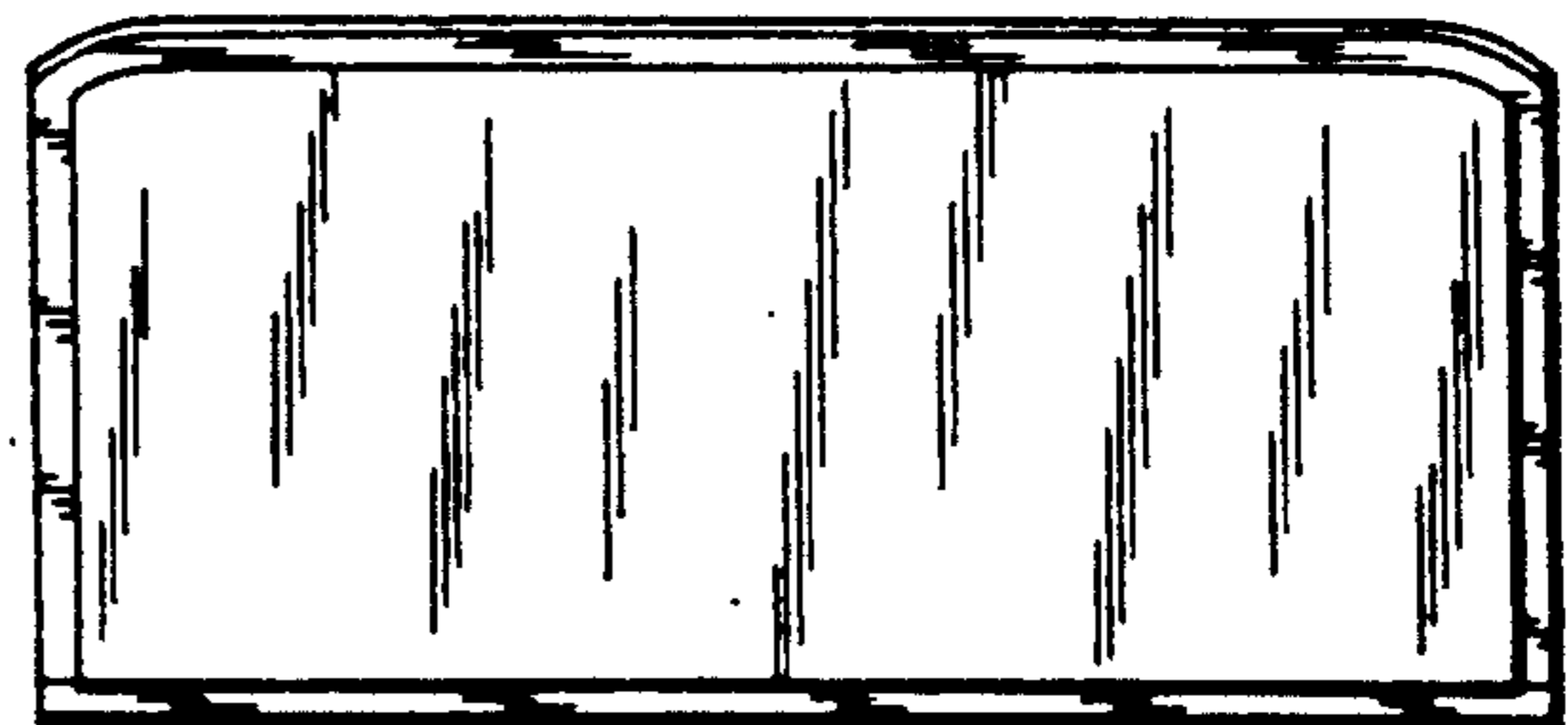


FIG. 6