



US00D344022S

United States Patent [19]

[11] Patent Number: **Des. 344,022**

Lesquir

[45] Date of Patent: **** Feb. 8, 1994**

[54] CONTAINER

5,012,928 5/1991 Proffitt et al. 206/508
5,036,997 8/1991 May et al. 220/337 X

[75] Inventor: **Dominique Lesquir**, Buckland, Canada

OTHER PUBLICATIONS

Rubbermaid Cat 1973, C-148, as shown.

[73] Assignee: **IPL Inc.**, St-Damien, Canada

Primary Examiner—Prabhakar G. Deshmukh
Attorney, Agent, or Firm—Jean H. Dubuc

[**] Term: **14 Years**

[21] Appl. No.: **951,556**

[57] CLAIM

[22] Filed: **Sep. 28, 1992**

The ornamental design for a container, as shown and described.

[52] U.S. Cl. **D9/423; D9/425**

[58] Field of Search **D9/420-423, D9/424, 425, 432; 229/2.5 R, 902, 906, DIG. 13; 220/337, 376, 377, 380, 334, 4.21, 4.22, 4.23, 4.26; 206/508, 521.1, 45.31, 45.34**

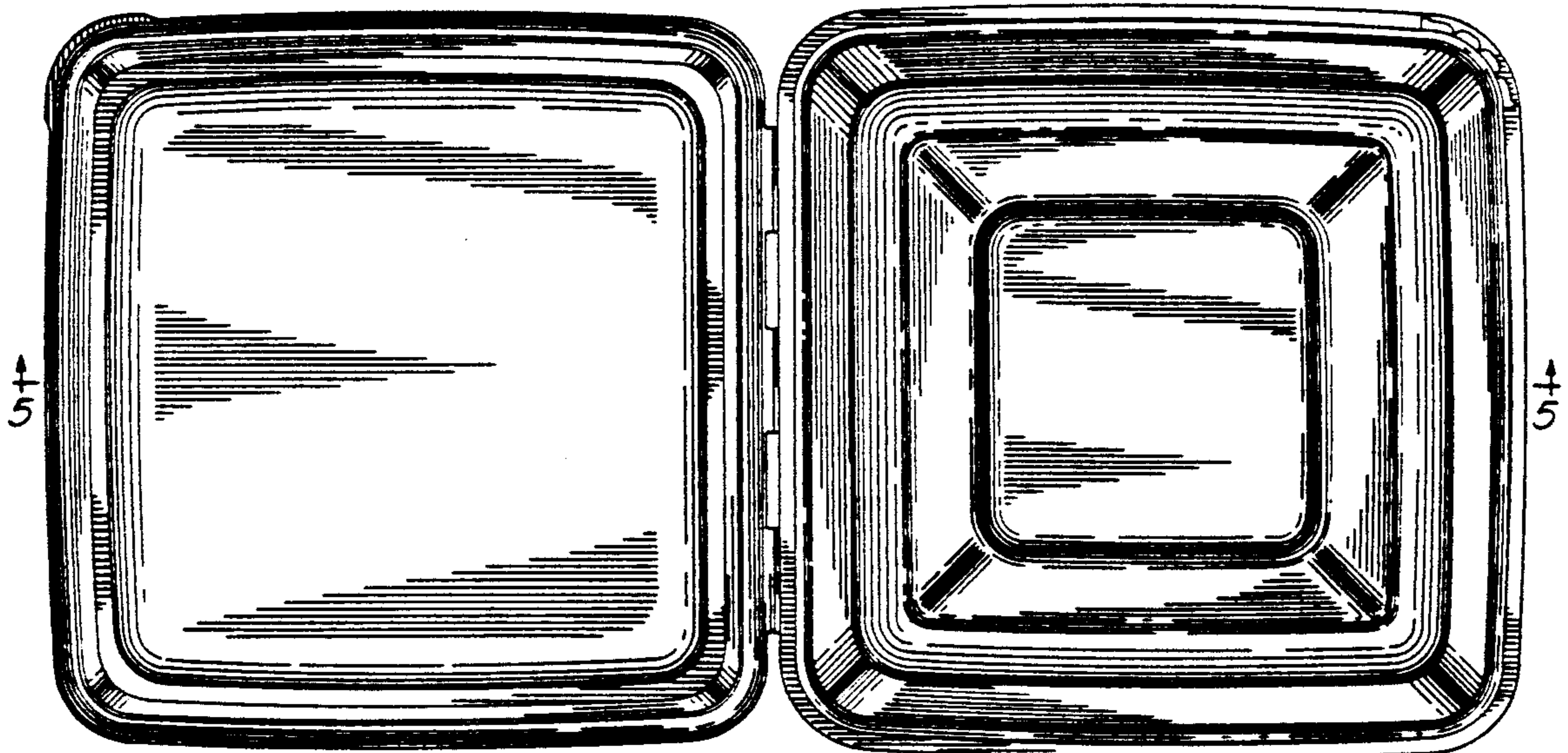
DESCRIPTION

[56] References Cited

U.S. PATENT DOCUMENTS

- D. 237,258 10/1975 Mazzola D9/423
- D. 273,615 4/1984 Maskrey D9/420 X
- D. 309,715 8/1990 Kuerti D9/424
- D. 332,917 2/1993 Mc Devitt et al. D9/423
- 4,787,527 11/1988 Monetti 229/2.5 R X
- 4,971,220 11/1990 Kaufman et al. 220/337 X

FIG. 1 is a top plan view of a container in the open position showing my new design;
 FIG. 2 is a side elevational view thereof;
 FIG. 3 is an opposite side elevational view thereof;
 FIG. 4 is a bottom view thereof;
 FIG. 5 is a cross-sectional view taken along lines 5—5 of FIG. 1;
 FIG. 6 is a side elevational view thereof in the closed position; and,
 FIG. 7 is a side elevational view opposite that of FIG. 6.



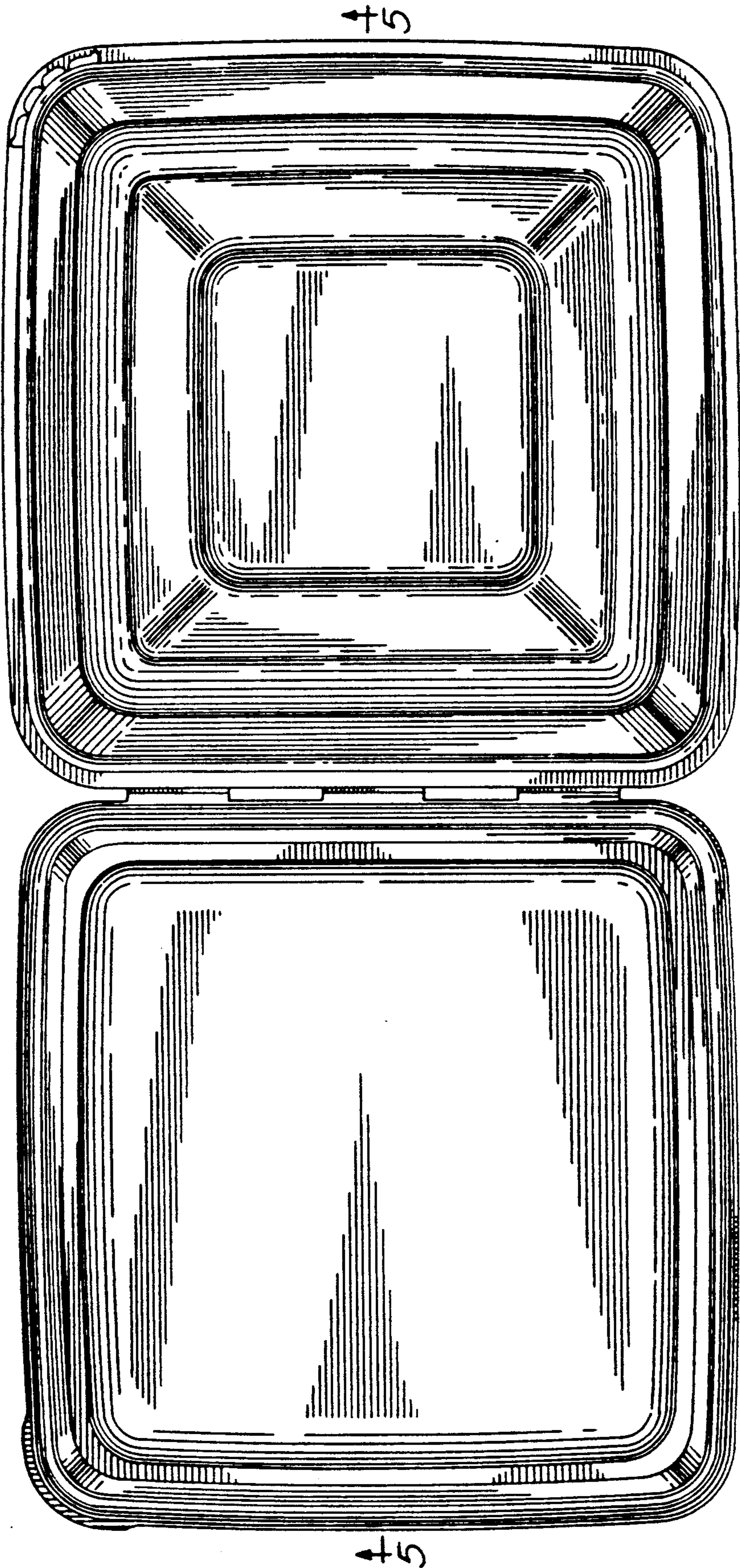


FIG. 1

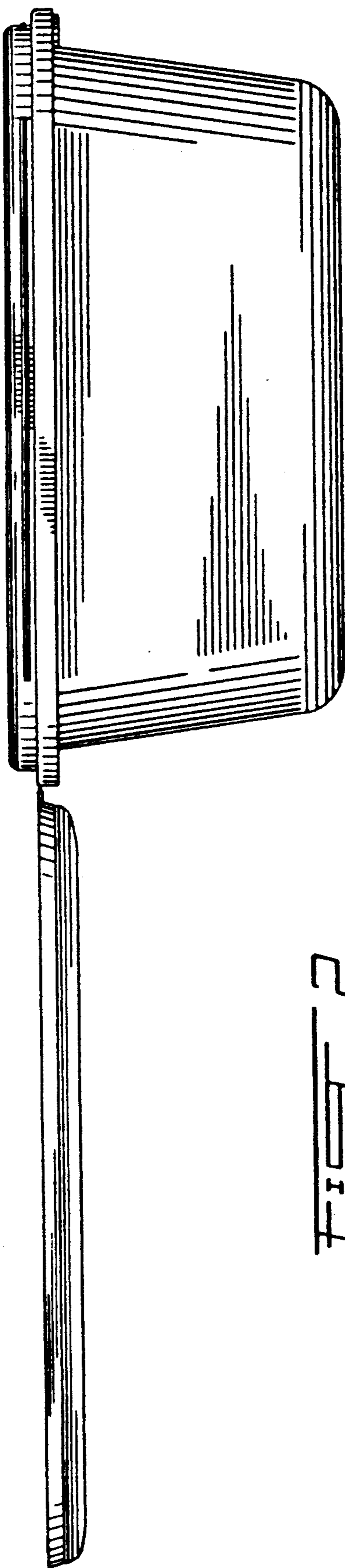


FIG. 2

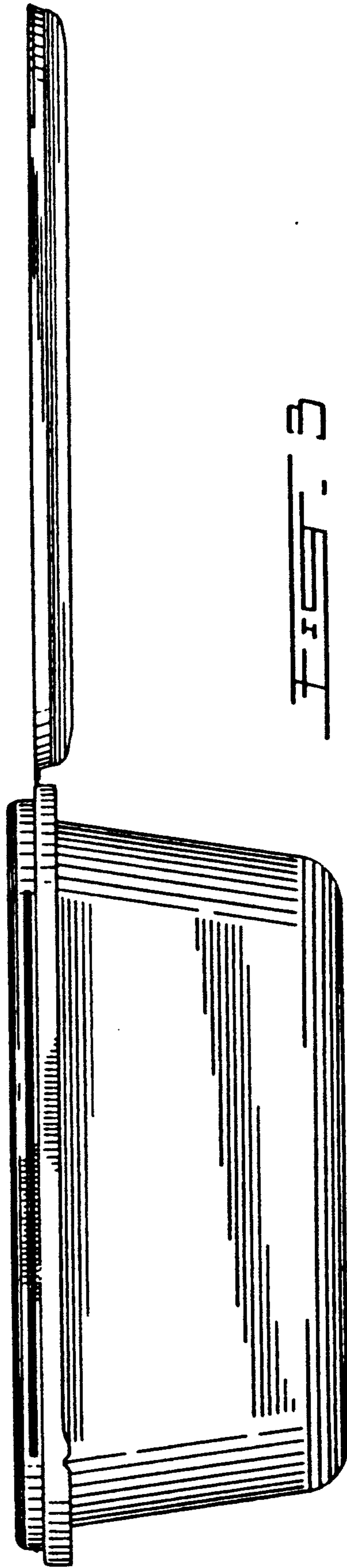


FIG. 3




FIG. 4

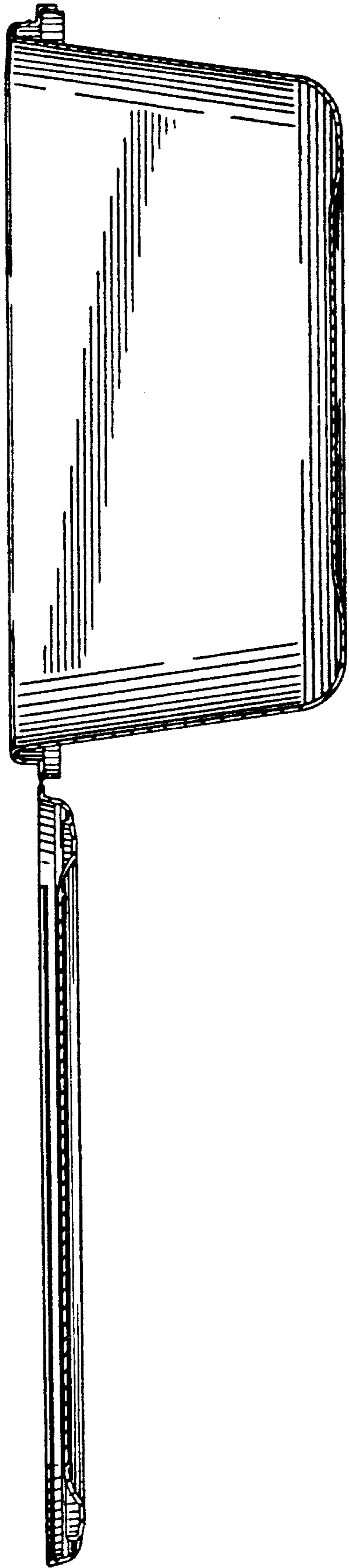


FIG. 5

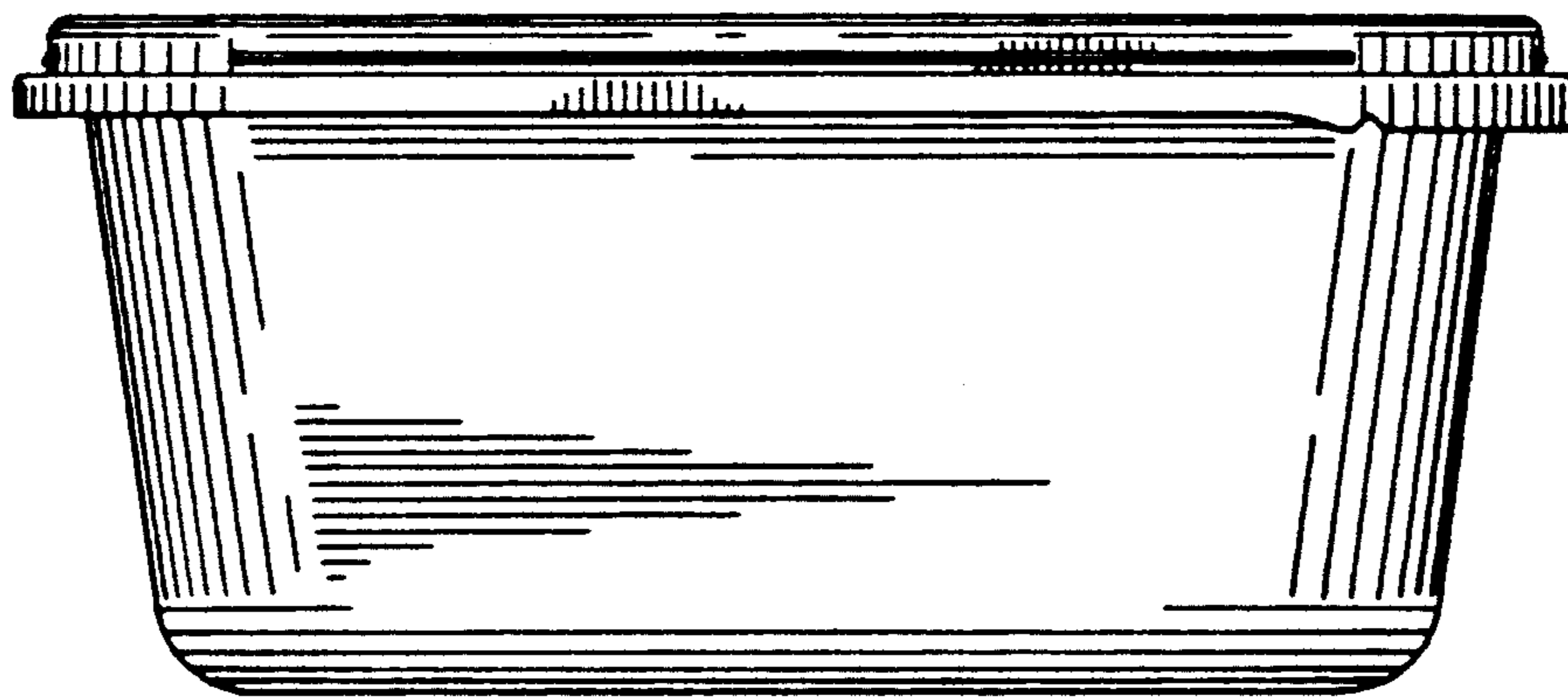


FIG. 6




FIG. 7