



US00D344012S

# United States Patent [19]

[11] Patent Number: **Des. 344,012**

**Aoki**

[45] Date of Patent: **\*\* Feb. 8, 1994**

[54] **ELECTRIC WIRE HOLDER**

[75] Inventor: **Osamu Aoki, Kamakura, Japan**

[73] Assignee: **Koyo Fastener Co., Ltd., Japan**

[\*\*] Term: **14 Years**

[21] Appl. No.: **892,350**

[22] Filed: **Jun. 2, 1992**

[30] **Foreign Application Priority Data**

Jan. 17, 1992 [JP] Japan ..... 4-954

[52] U.S. Cl. .... **D8/356**

[58] Field of Search ..... D8/358, 359, 356;  
242/86, 86.1, 86.2, 96, 179, 210; 24/30.5

[56] **References Cited**

**U.S. PATENT DOCUMENTS**

D. 259,699 6/1981 Hughes ..... D8/367

D. 271,077 10/1983 Houghton ..... D8/358  
D. 271,078 10/1983 Houghton ..... D8/358  
D. 330,507 10/1992 Foubister ..... D8/373  
3,257,695 6/1966 Frame ..... D8/383 X  
4,267,995 5/1981 McMillan ..... 248/74.1

*Primary Examiner*—Wallace R. Burke

*Assistant Examiner*—H. Baynham

[57] **CLAIM**

The ornamental design for an electric wire holder, as shown and described.

**DESCRIPTION**

FIG. 1 is a perspective view of an electric wire holder embodying my new design;  
FIG. 2 is a front elevational view thereof;  
FIG. 3 is a top plan view thereof;  
FIG. 4 is a bottom plan view thereof; and,  
FIG. 5 is a side elevational view thereof with the opposite side being a mirror image thereof.

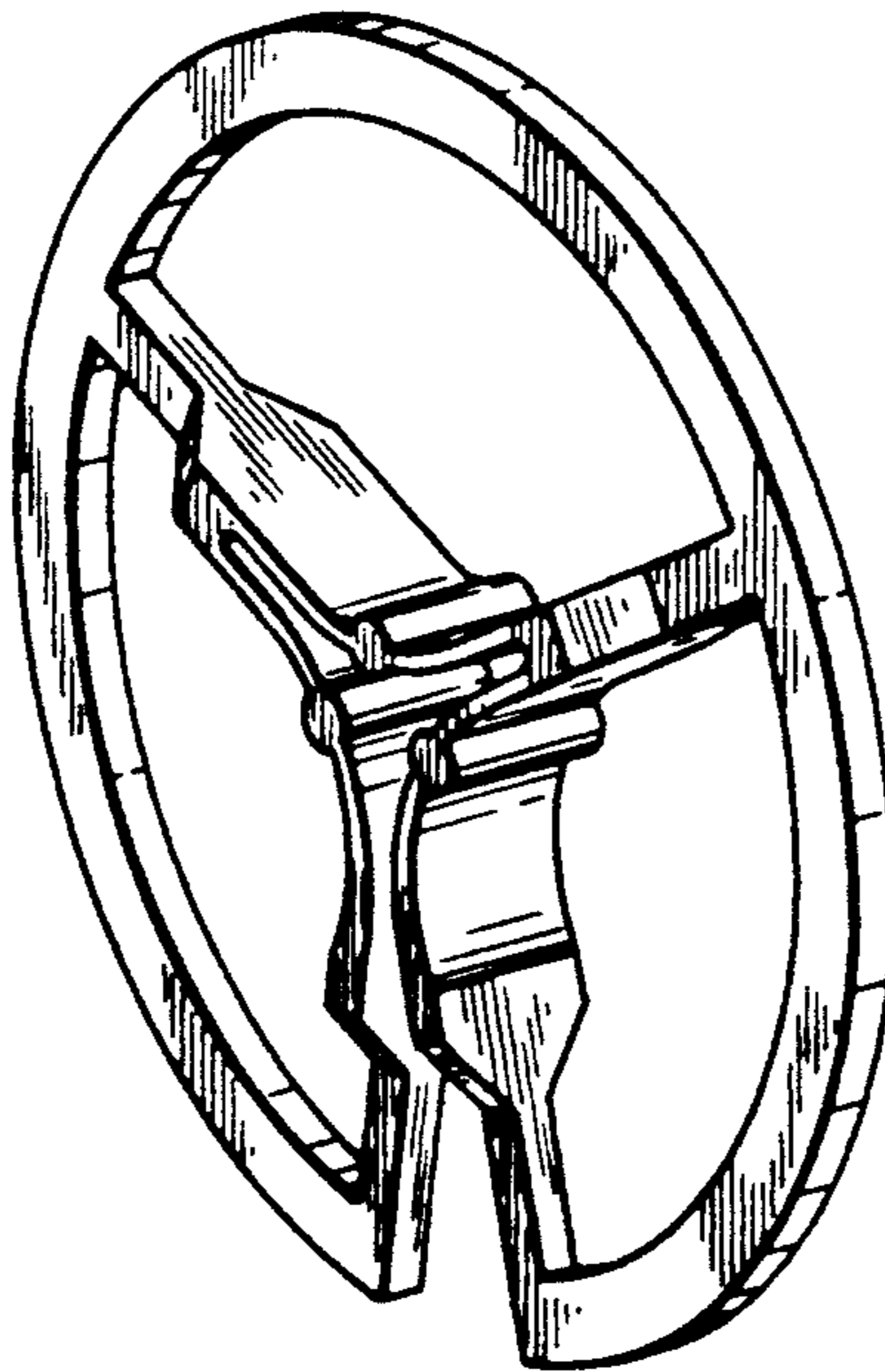


FIG. 1

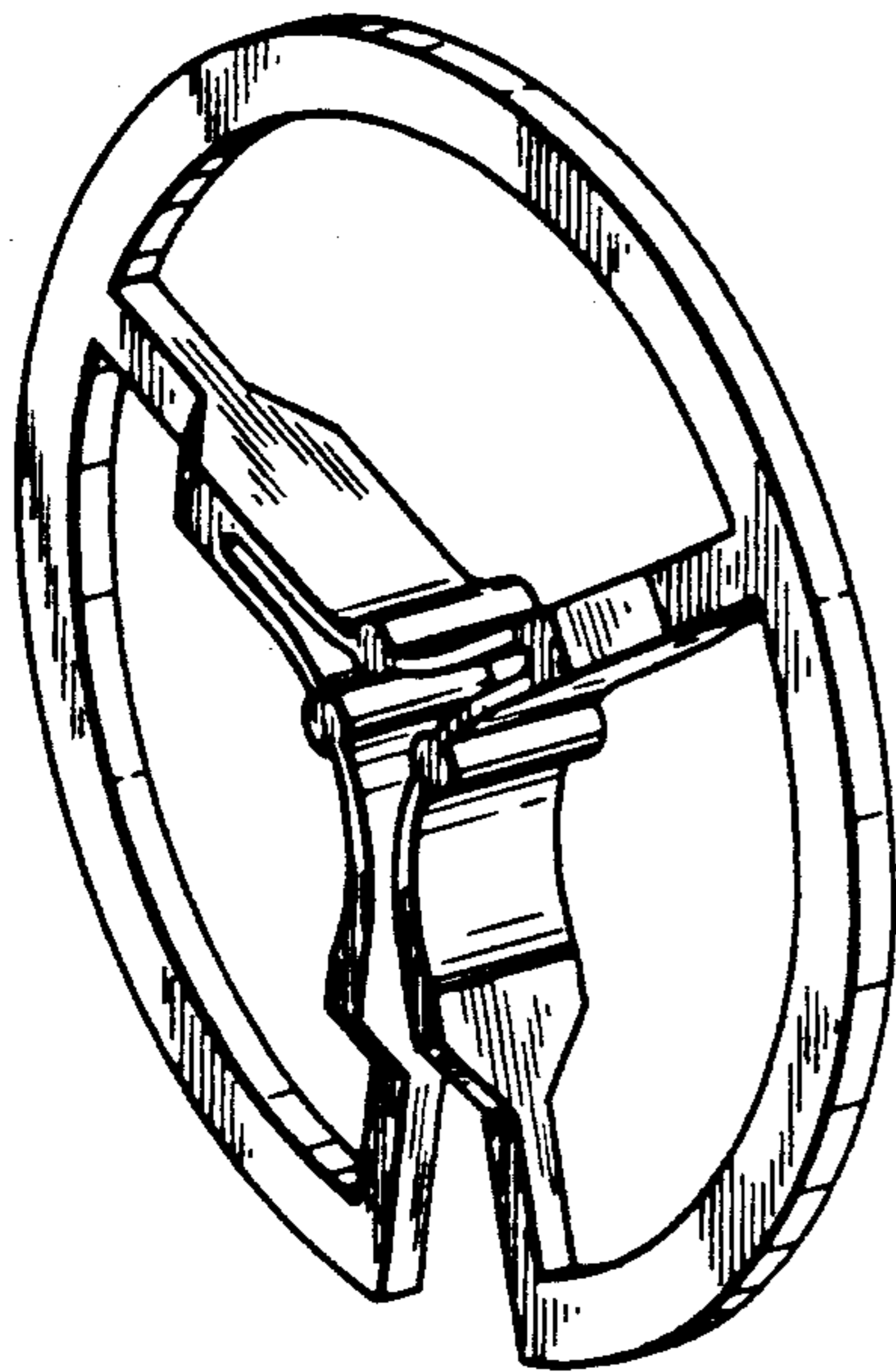


FIG. 2

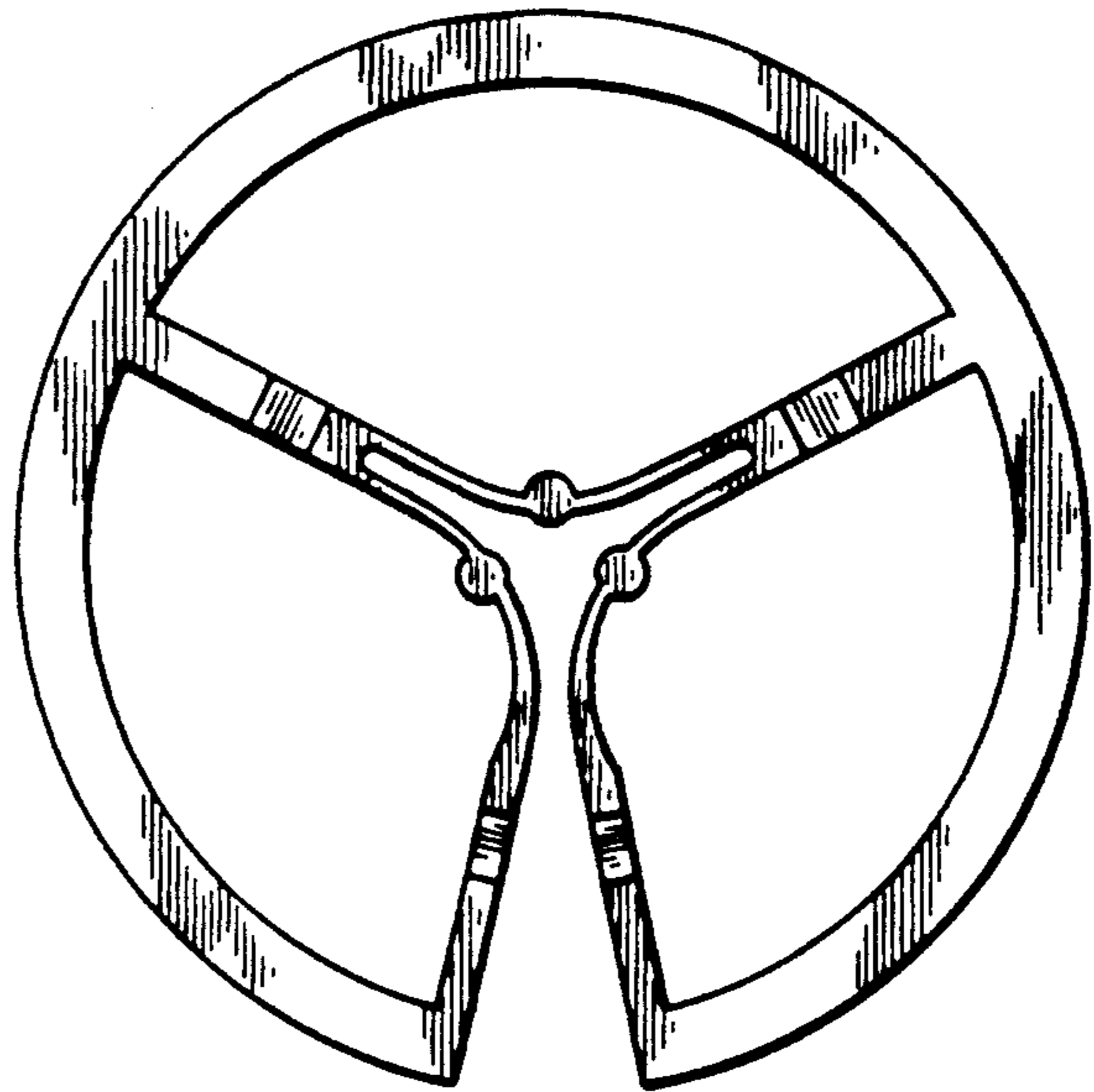


FIG. 3




FIG. 5



FIG. 4

