



US00D344005S

# United States Patent [19]

[11] Patent Number: **Des. 344,005**

Arai

[45] Date of Patent: **\*\* Feb. 8, 1994**

[54] **GLASS CUTTER**

[75] Inventor: **Toshimitsu Arai, Osaka, Japan**

[73] Assignee: **Toyo Sangyo Co., Ltd., Osaka, Japan**

[\*\*] Term: **14 Years**

[21] Appl. No.: **827,810**

[22] Filed: **Jan. 28, 1992**

[52] U.S. Cl. .... **D8/98**

[58] Field of Search ..... **D8/98, 51; 30/164.9, 30/164.95**

D. 285,285	8/1986	Soyama	.....	D8/51
4,215,472	8/1980	Raven	.....	30/164.95
4,287,669	9/1981	Arai	.....	30/164.95
4,819,535	4/1989	Thomas	.....	30/164.95

*Primary Examiner*—Bernard Ansher  
*Assistant Examiner*—Philip Hyder  
*Attorney, Agent, or Firm*—Wenderoth, Lind & Ponack

[57] **CLAIM**

The ornamental design for a glass cutter, as shown and described.

### DESCRIPTION

FIG. 1 is a front view;  
FIG. 2 is a rear view;  
FIG. 3 is a top view;  
FIG. 4 is a bottom view;  
FIG. 5 is a left side view;  
FIG. 6 is a right side view; and,  
FIG. 7 is a right side view of a modified embodiment thereof.

[56] **References Cited**

#### U.S. PATENT DOCUMENTS

D. 261,982	11/1981	Arai	.....	D8/51
D. 262,435	12/1981	Arai	.....	D8/51
D. 265,543	7/1982	Connolly	.....	D8/51
D. 274,598	7/1984	Benedict	.....	D8/51
D. 275,071	8/1984	Benedict	.....	D8/51
D. 275,171	8/1984	Benedict	.....	D8/51

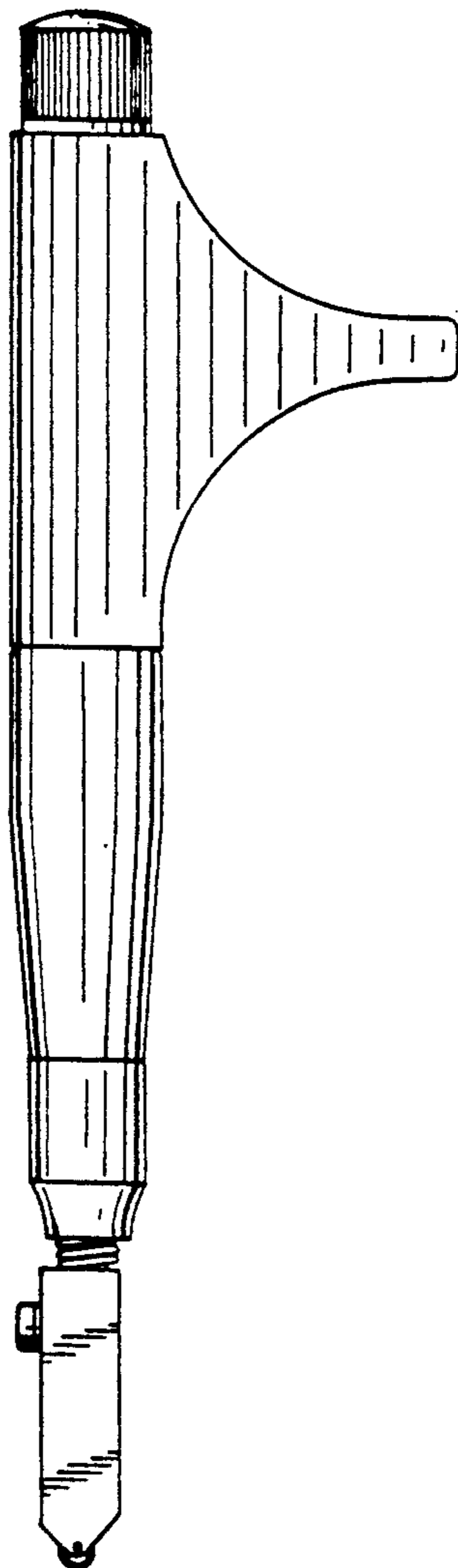


FIG. 1



FIG. 2



FIG. 3




FIG. 4

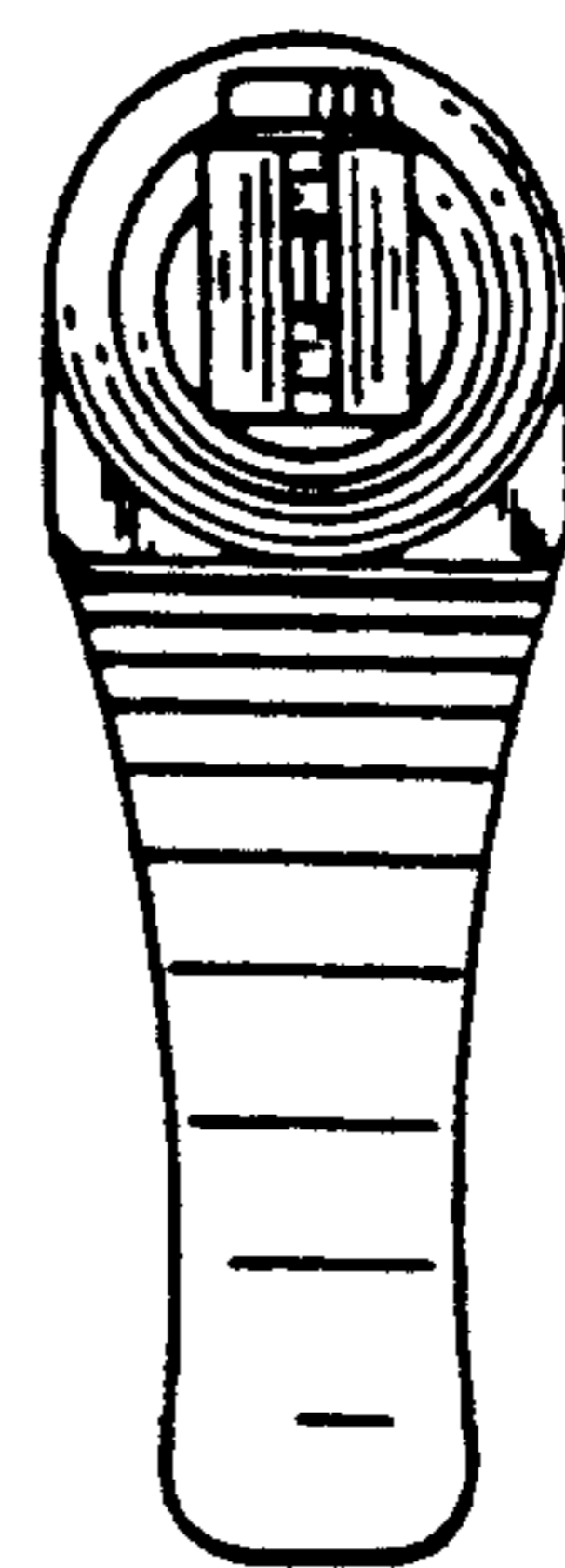


FIG. 5

FIG. 6

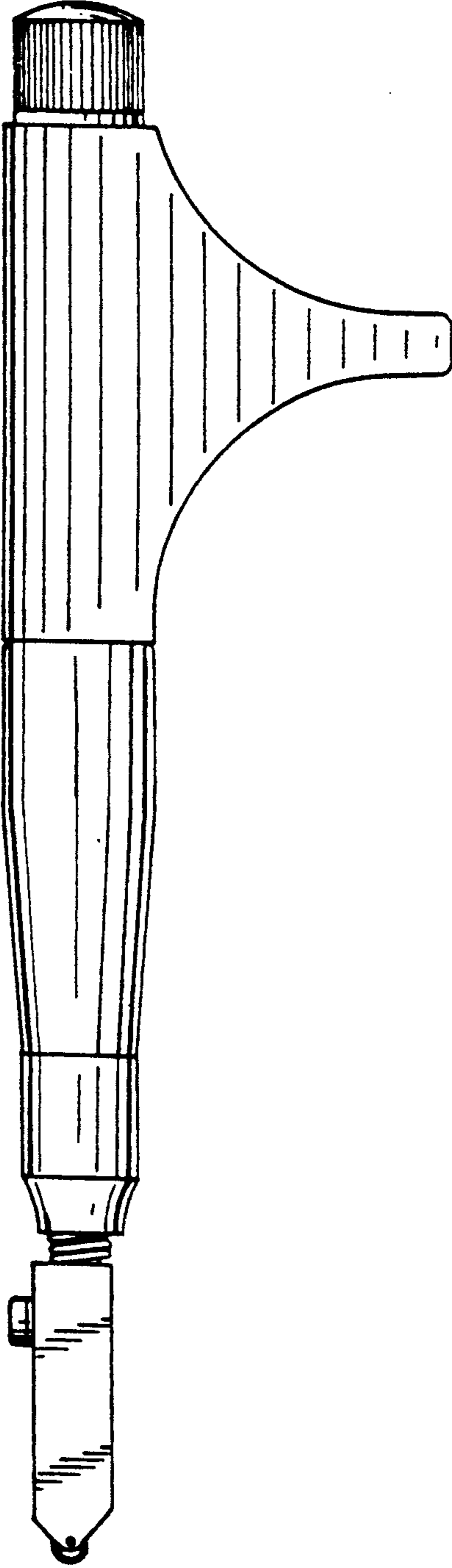
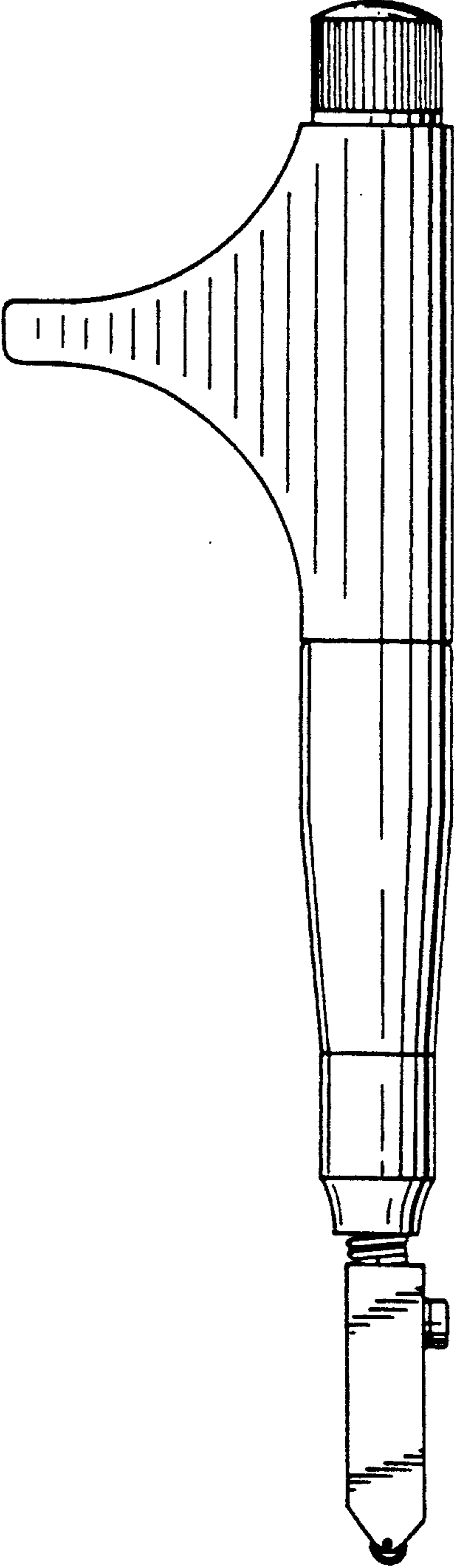


FIG. 7

