



US00D343996S

# United States Patent [19]

[11] Patent Number: **Des. 343,996**

**Hansen**

[45] Date of Patent: **\*\* Feb. 8, 1994**

[54] **COMBINED SKIMMER AND SEPARATOR LADLE**

[56] **References Cited**

### U.S. PATENT DOCUMENTS

D. 194,402	1/1963	Schlessel	30/325 X
D. 325,327	4/1992	Tam et al.	D7/692
3,822,020	7/1974	Hong	D7/691 X
5,005,294	4/1991	Roberts et al.	30/324

### FOREIGN PATENT DOCUMENTS

239692	10/1911	Fed. Rep. of Germany
1126617	11/1956	France

*Primary Examiner*—Terry A. Wallace  
*Attorney, Agent, or Firm*—Thomas R. Vigil; James P. Hanrath

[75] Inventor: **Hans Hansen, Vejle, Denmark**

[73] Assignee: **Scanintra ApS, Vejle, Denmark**

[\*\*] Term: **14 Years**

[21] Appl. No.: **905,645**

[22] Filed: **Jun. 26, 1992**

### [30] Foreign Application Priority Data

May 1, 1992 [DK] Denmark ..... 0415 1992

[52] U.S. Cl. .... **D7/692**

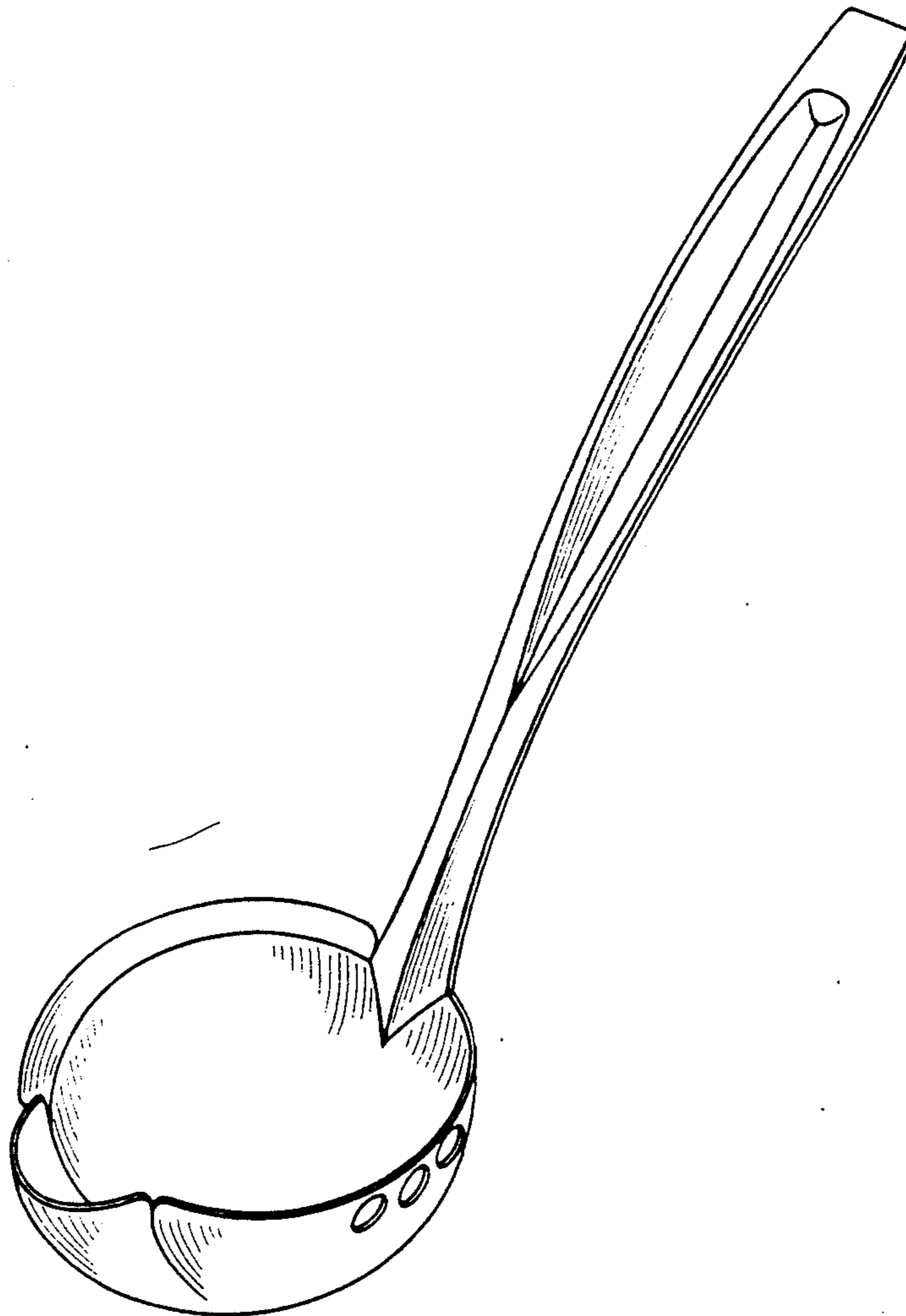
[58] Field of Search ..... **D7/688-692;**  
**30/324-328; 99/495, 450, 499, 506, 646 LS;**  
**210/470, 498, 513-514**

### [57] CLAIM

The ornamental design for a combined skimmer and separator ladle, as shown in the drawings.

### DESCRIPTION

FIG. 1 is a top perspective view of the combined skimmer and separator ladle showing my new design; and, FIG. 2 is a bottom perspective view thereof.



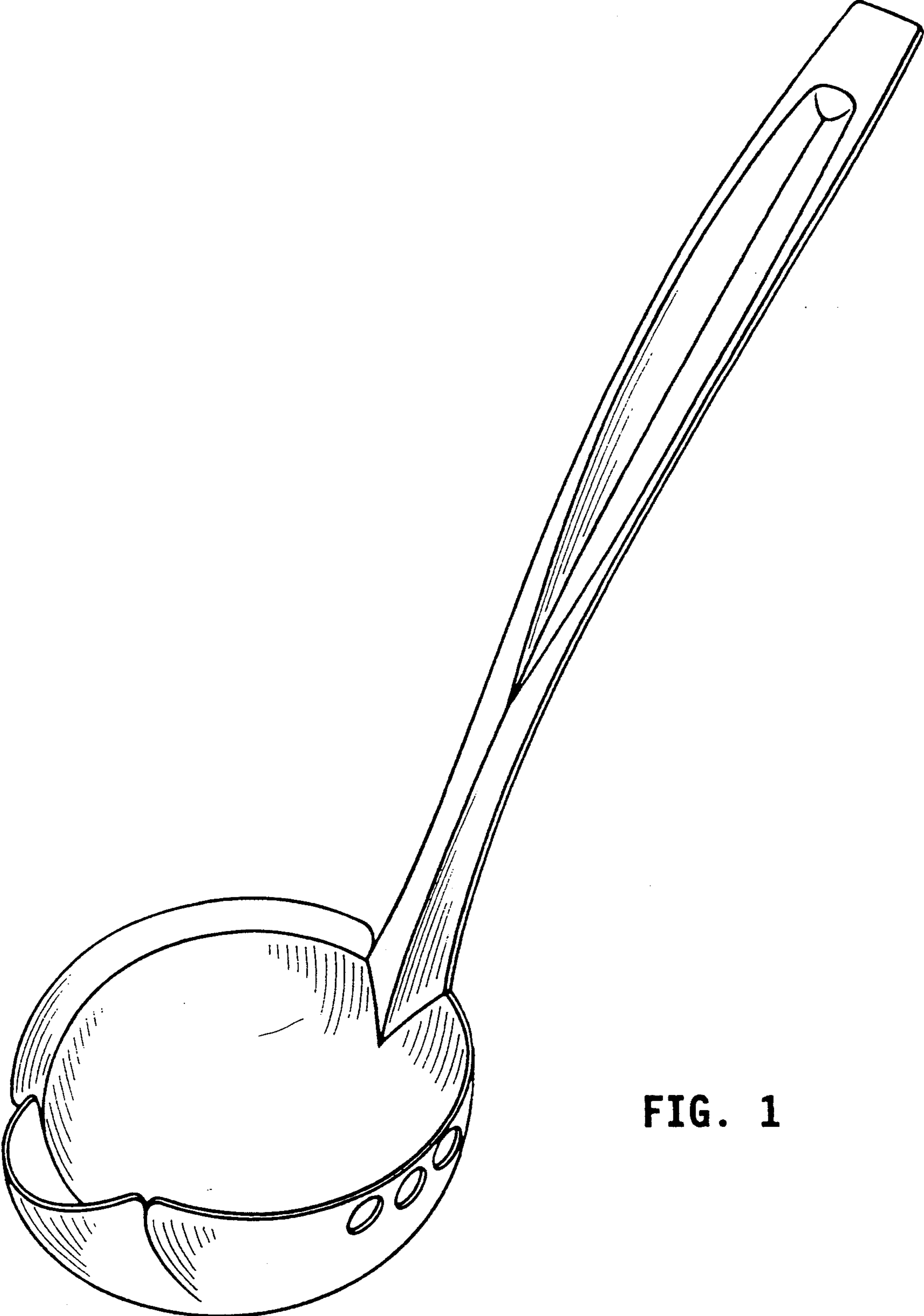


FIG. 1

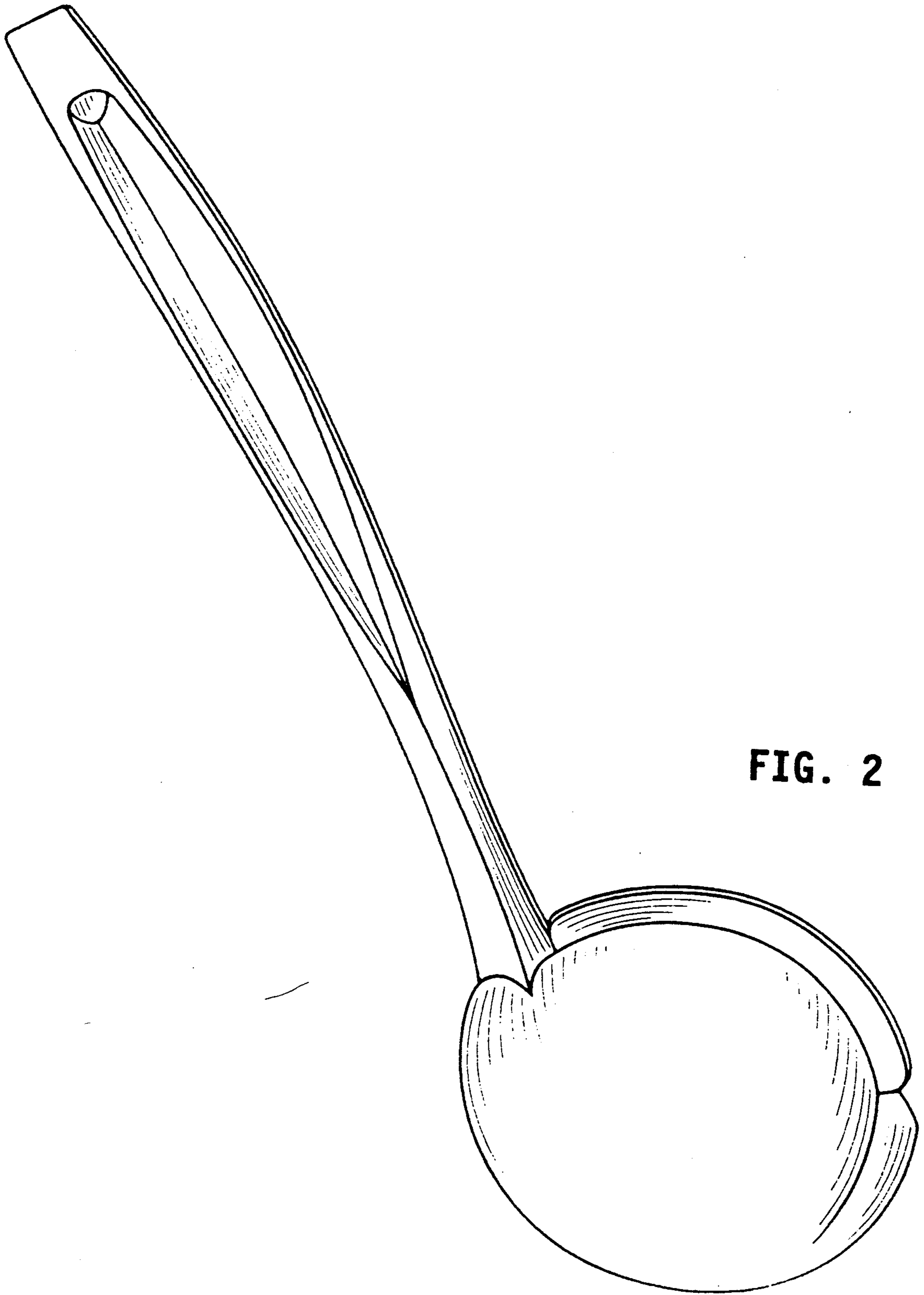


FIG. 2