



US00D343978S

**United States Patent** [19]  
**Gifford**

[11] **Patent Number: Des. 343,978**  
[45] **Date of Patent: \*\* Feb. 8, 1994**

[54] **SHOWER CURTAIN REINFORCING ELEMENT**

4,385,409 5/1983 File ..... 4/608  
4,594,741 1/1986 Payne ..... 4/608  
5,079,802 1/1992 Blase et al. .... 24/16 R

[76] **Inventor: Michael Gifford, 4501 Charingwood Ct., Montgomery, Ala. 36109**

*Primary Examiner*—Nelson C. Holtje  
*Assistant Examiner*—Monica A. Hannon  
*Attorney, Agent, or Firm*—Terry M. Gernstein

[\*\*] **Term: 14 Years**

[21] **Appl. No.: 741,168**

[57] **CLAIM**

[22] **Filed: Aug. 7, 1991**

The ornamental design for a shower curtain reinforcing element, as shown and described.

[52] **U.S. Cl. .... D6/580**

[58] **Field of Search .... D6/580; 4/149, 160; 160/349.1, 349.2; 211/124; 34/3 M, 16 R, 460**


**DESCRIPTION**

[56] **References Cited**

**U.S. PATENT DOCUMENTS**

1,876,026 9/1932 Schinkal ..... 160/349.2 X  
2,512,982 6/1950 Tinnerman ..... 24/16 R  
3,376,004 4/1968 Goldman ..... 24/16 RX  
3,916,488 11/1975 Gazda et al. .... 24/16 R  
4,361,915 12/1982 Slewert ..... 4/608

FIG. 1 is a side perspective view of the shower curtain reinforcing element showing my new design;  
FIG. 2 is a front elevational view thereof, the rear being a mirror image of the front shown in FIG. 2;  
FIG. 3 is a side elevational view thereof, the side opposite being a mirror image of the side shown in FIG. 3;  
FIG. 4 is a top plan view thereof; and,  
FIG. 5 is a bottom view thereof.



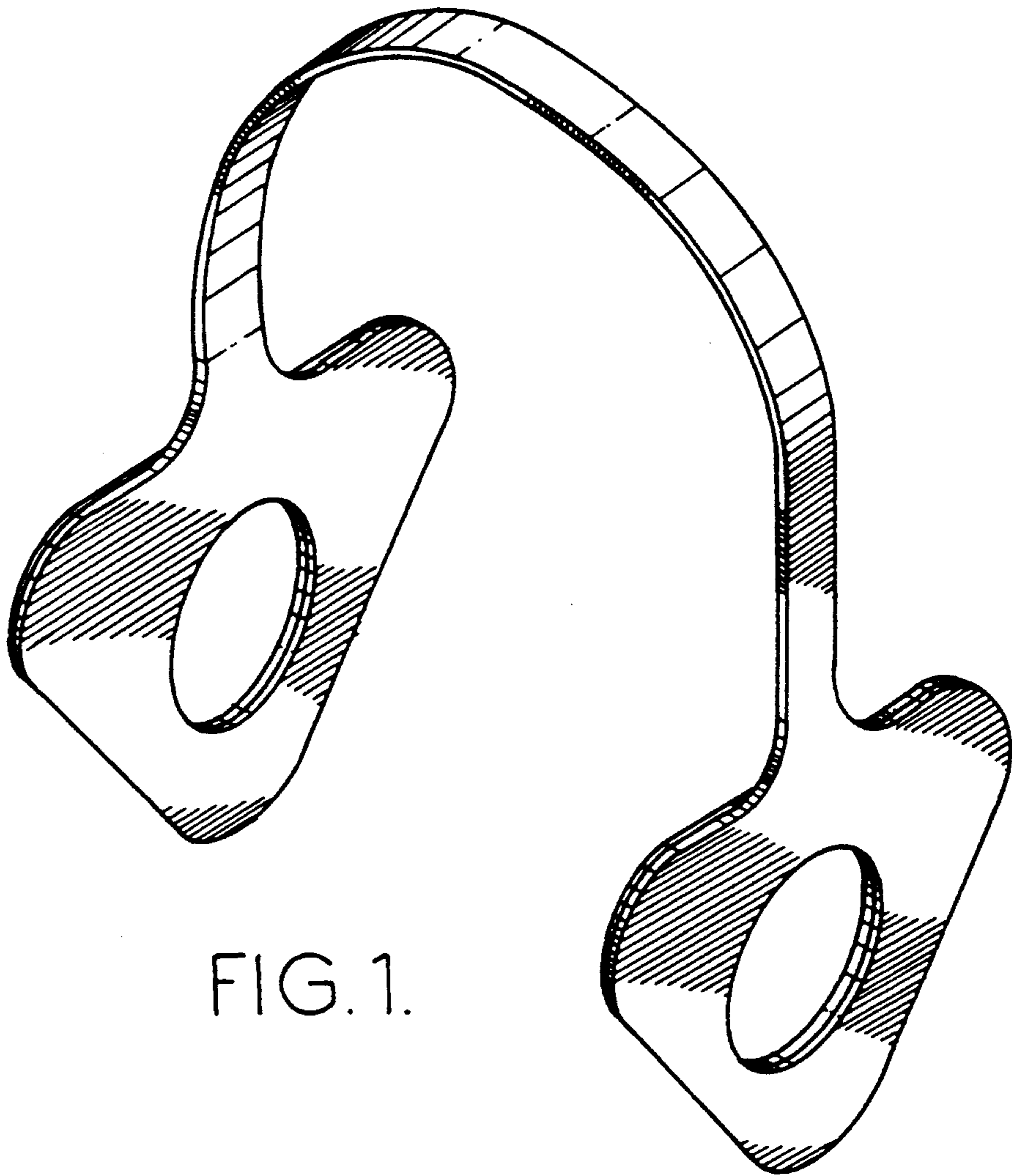


FIG. 1.

FIG. 3.

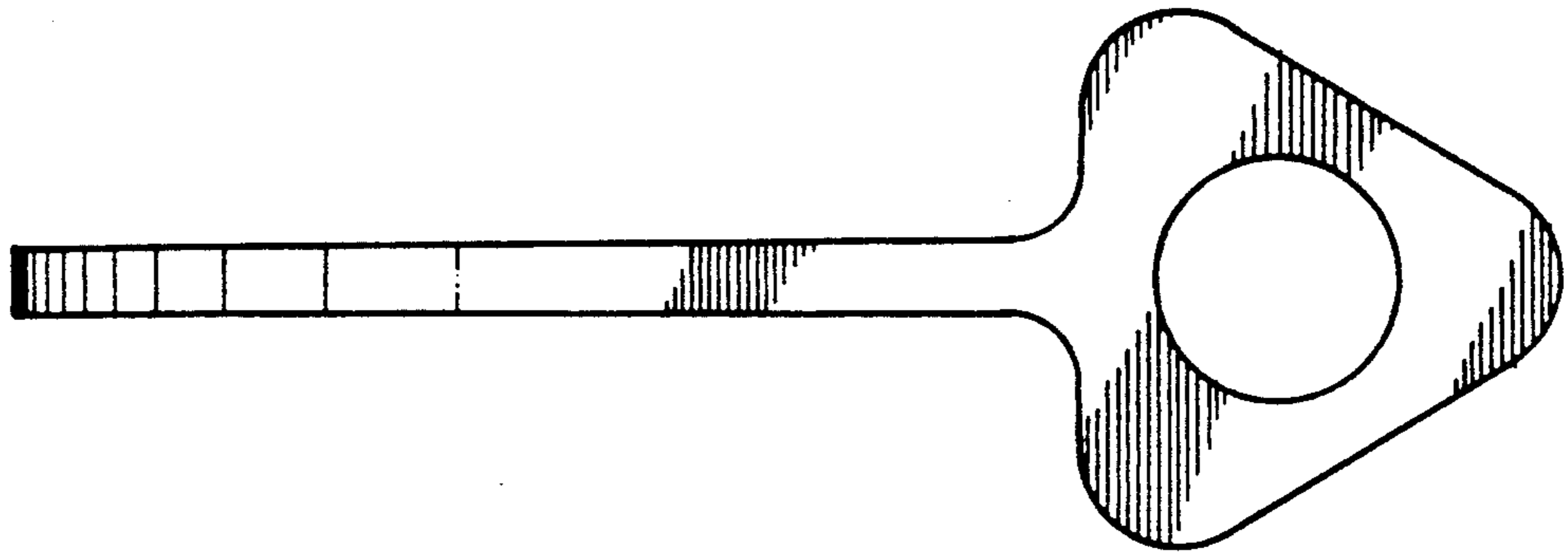
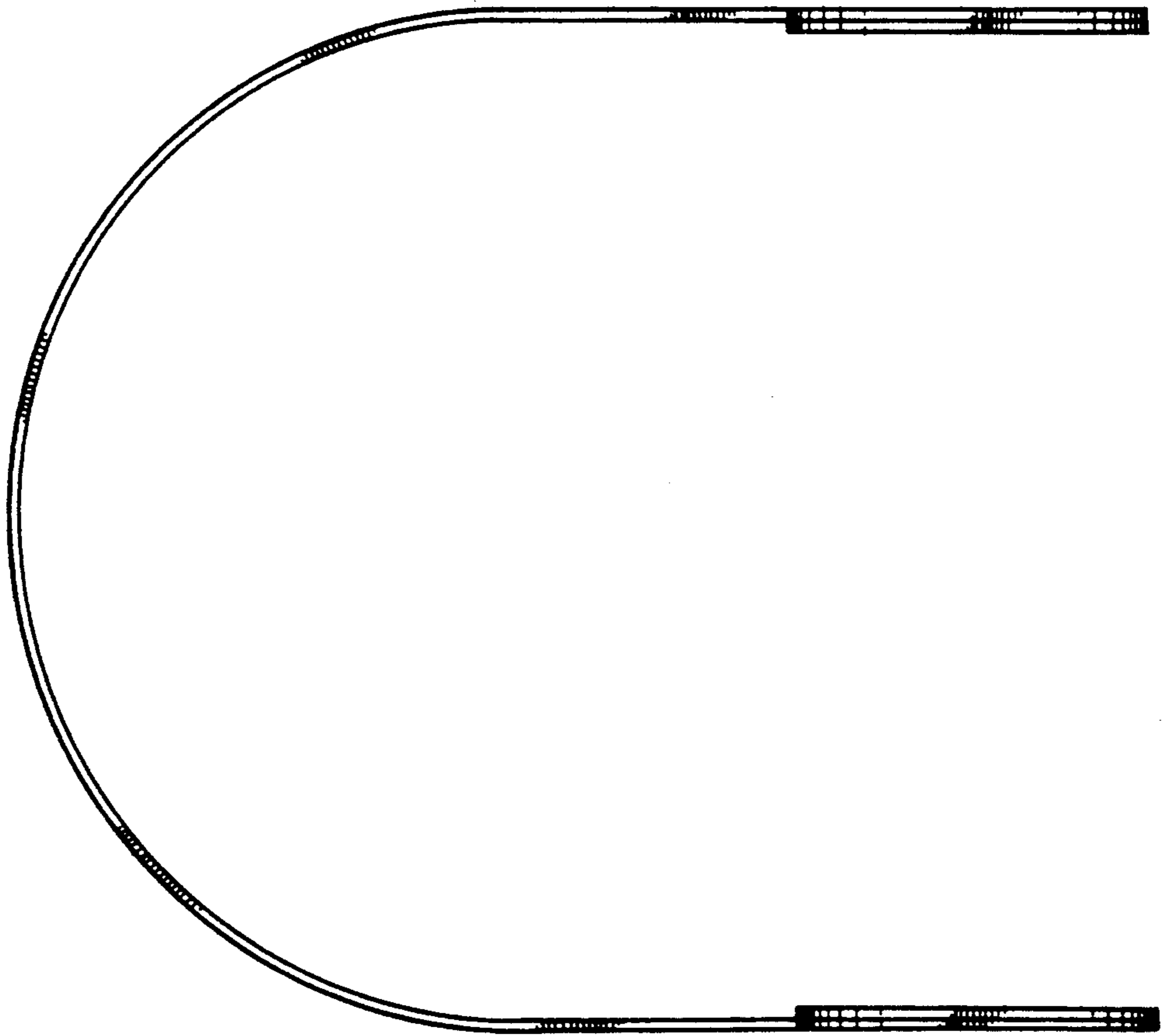


FIG. 2.



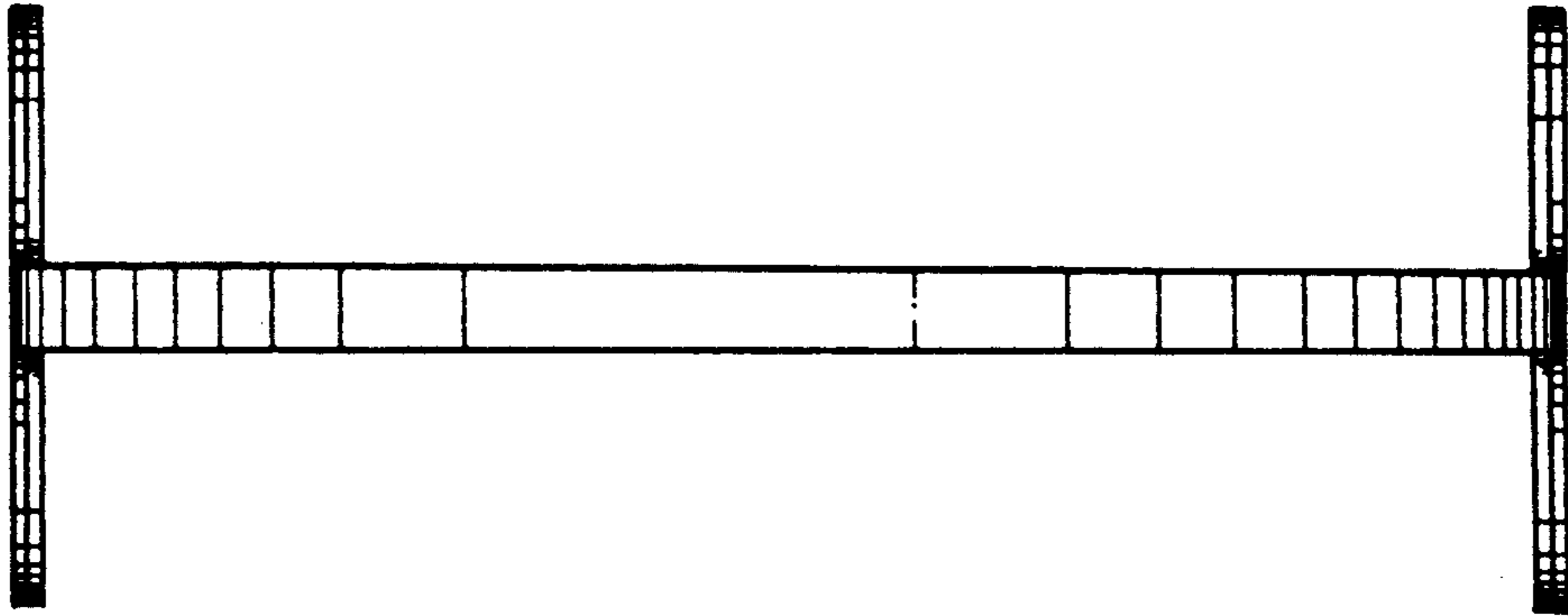


FIG. 4.

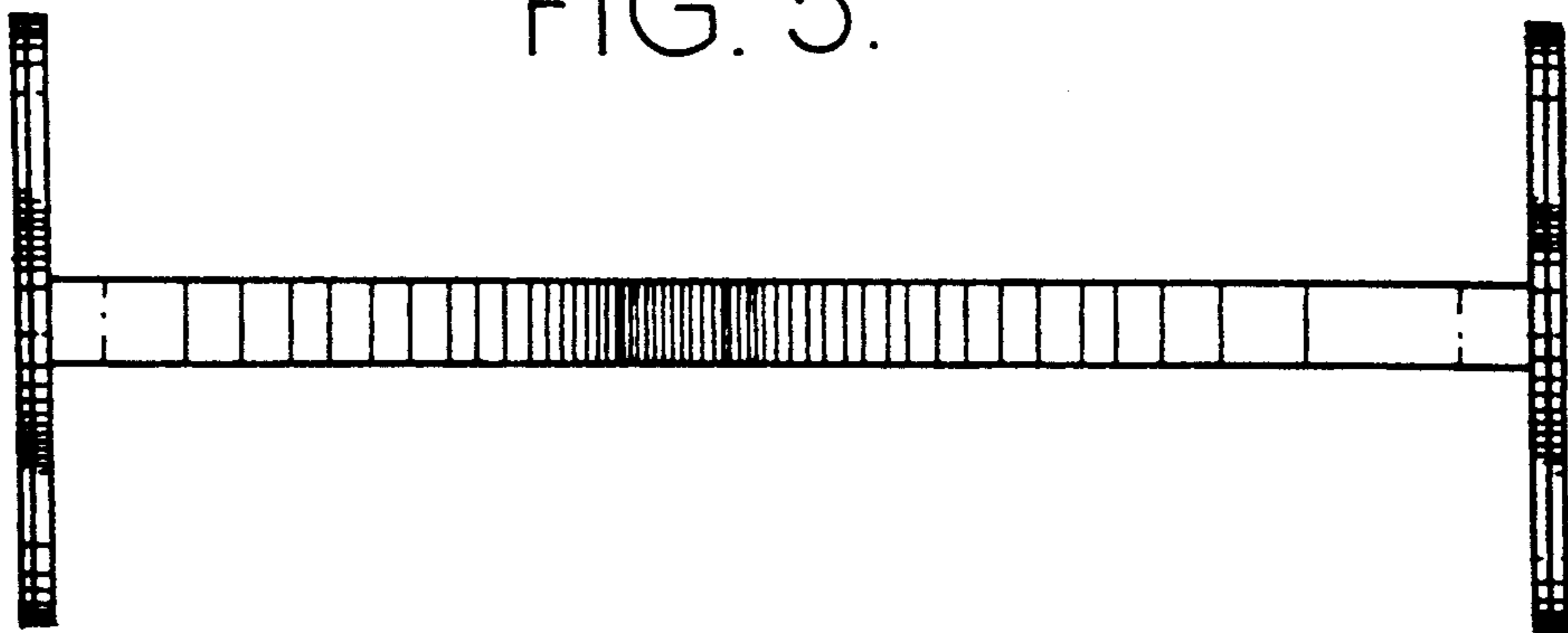


FIG. 5.