



US00D343954S

# United States Patent [19]

[11] Patent Number: **Des. 343,954**

Simmons

[45] Date of Patent: **\*\* Feb. 8, 1994**

[54] **ARCHERY QUIVER**

2,984,277	5/1961	Neff	150/1.5
3,337,099	8/1967	Rose	224/1
4,558,807	12/1985	Jackson	224/251
4,817,833	4/1989	Redera	224/36

[76] Inventor: **Orbon J. Simmons**, Rte. 2, Box 49, Jasper, Ala. 35501

[\*\*] Term: **14 Years**

*Primary Examiner*—A. Hugo Word  
*Assistant Examiner*—R. Seifert  
*Attorney, Agent, or Firm*—Richard C. Litman

[21] Appl. No.: **948,796**

[57] **CLAIM**

[22] Filed: **Sep. 24, 1992**

The ornamental design for an archery quiver, as shown and described.

[52] U.S. Cl. .... **D22/107; D3/229; D3/904; D3/255**

[58] Field of Search ..... **D3/104, 30.1, 2; 224/919, 188, 207, 251, 151; 150/109, 110**

**DESCRIPTION**

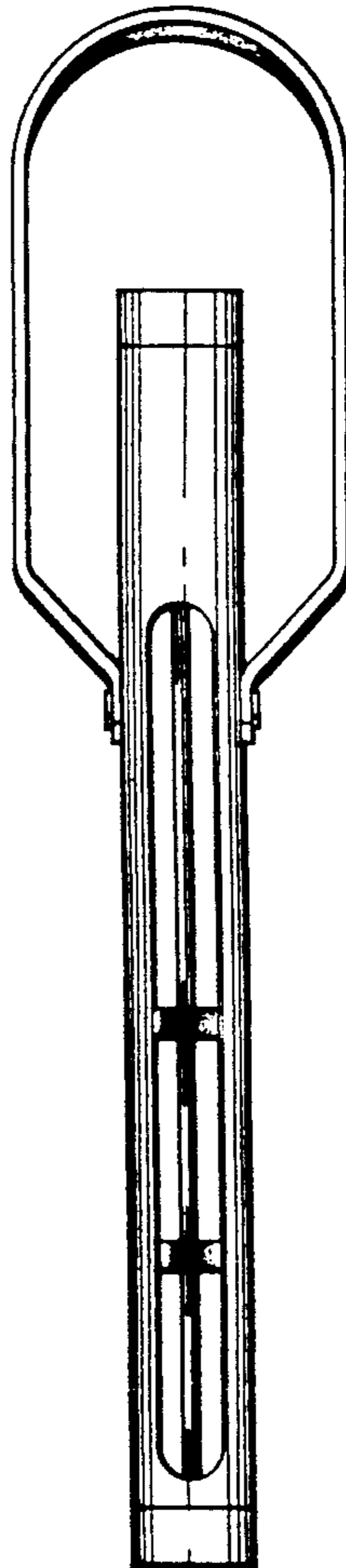
[56] **References Cited**

**U.S. PATENT DOCUMENTS**

D. 271,162	11/1983	Evans	D3/2
D. 276,571	12/1984	Fairchild	D3/30.1
D. 283,758	5/1986	Stewart et al.	D3/30.1
D. 284,360	6/1986	Pollitz	D3/30.1
D. 291,842	9/1987	Baumgardner	D3/36
D. 302,775	8/1989	Sinoff et al.	D3/30.1
2,024,484	12/1935	Smith	224/919
2,664,933	1/1954	Gielow	D3/37
2,956,603	10/1960	Maule	224/916

FIG. 1 is a front and right side environmental perspective view of an archery quiver showing my new design; FIG. 2 is a left side elevational view thereof; FIG. 3 is a rear elevational view thereof, the front elevational view being a mirror image; FIG. 4 is a right side elevational view thereof; FIG. 5 is a bottom plan view thereof; and, FIG. 6 is a top plan view thereof.

The broken line showing of an archer in FIG. 1 is for illustrative purposes only and forms no part of the claimed design. The carrying strap of the design is shown in an alternate position in FIG. 1.






FIG. 1

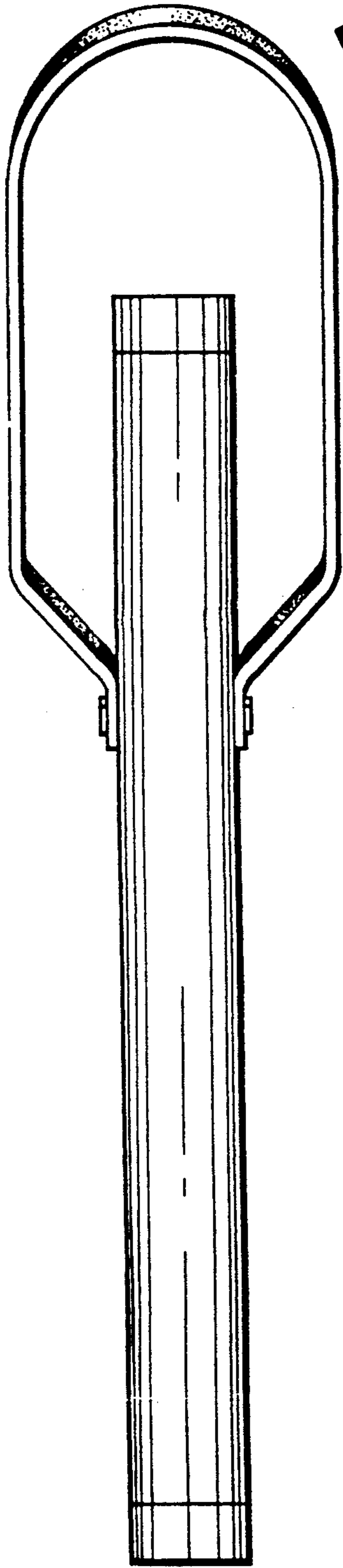


FIG. 2




FIG. 3

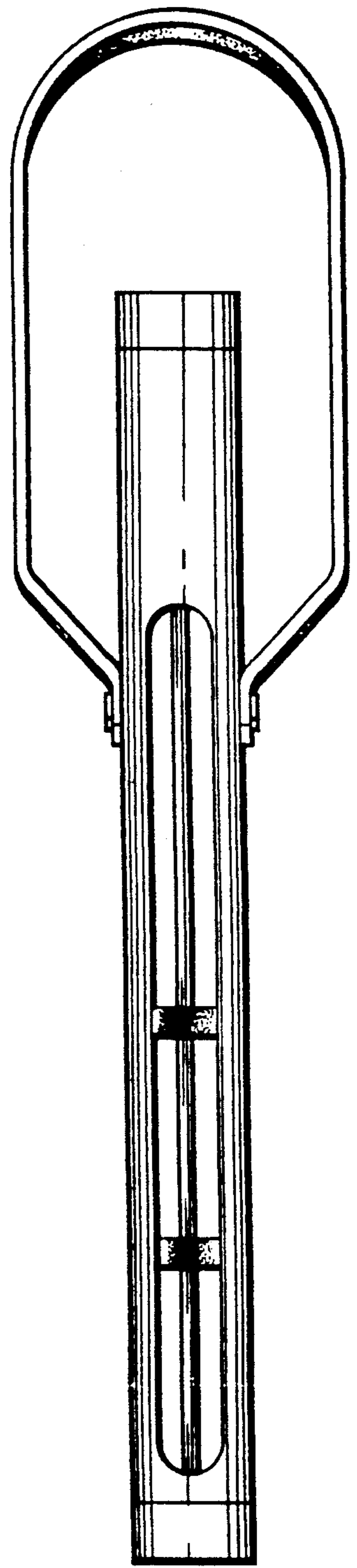


FIG. 4




FIG. 5




FIG. 6