



US00D343944S

# United States Patent [19]

[11] Patent Number: **Des. 343,944**

**Krugler**

[45] Date of Patent: **\*\* Feb. 8, 1994**

[54] **POCKET FOR A GOLF SCORECARD AND ACCESSORIES**

3,095,576 7/1963 Jenter ..... D2/229  
3,115,638 12/1963 Kikas ..... D2/229

[76] Inventor: **David E. Krugler, 13716 W. Rim #601, Euless, Tex. 76040**

*Primary Examiner*—A. Hugo Word  
*Assistant Examiner*—Celia A. Murphy  
*Attorney, Agent, or Firm*—Charles D. Gunter, Jr.

[\*\*] Term: **14 Years**

[57] **CLAIM**

[21] Appl. No.: **880,318**

The ornamental design for a pocket for a golf scorecard and accessories, as shown and described.

[22] Filed: **May 6, 1992**

[52] U.S. Cl. .... **D2/857; D3/221; D3/228; D3/904**

**DESCRIPTION**

[58] Field of Search ..... **D2/6, 25, 4, 10, 11, D2/28, 30, 32, 42, 225; D3/104, 105, 106; 2/400, 402, 403, 247**

FIG. 1 is a perspective view of a pocket for a golf scorecard and accessories showing my new design, the broken lines showing a garment and golf accessories being for illustrative purposes only and forming no part of the claimed design;

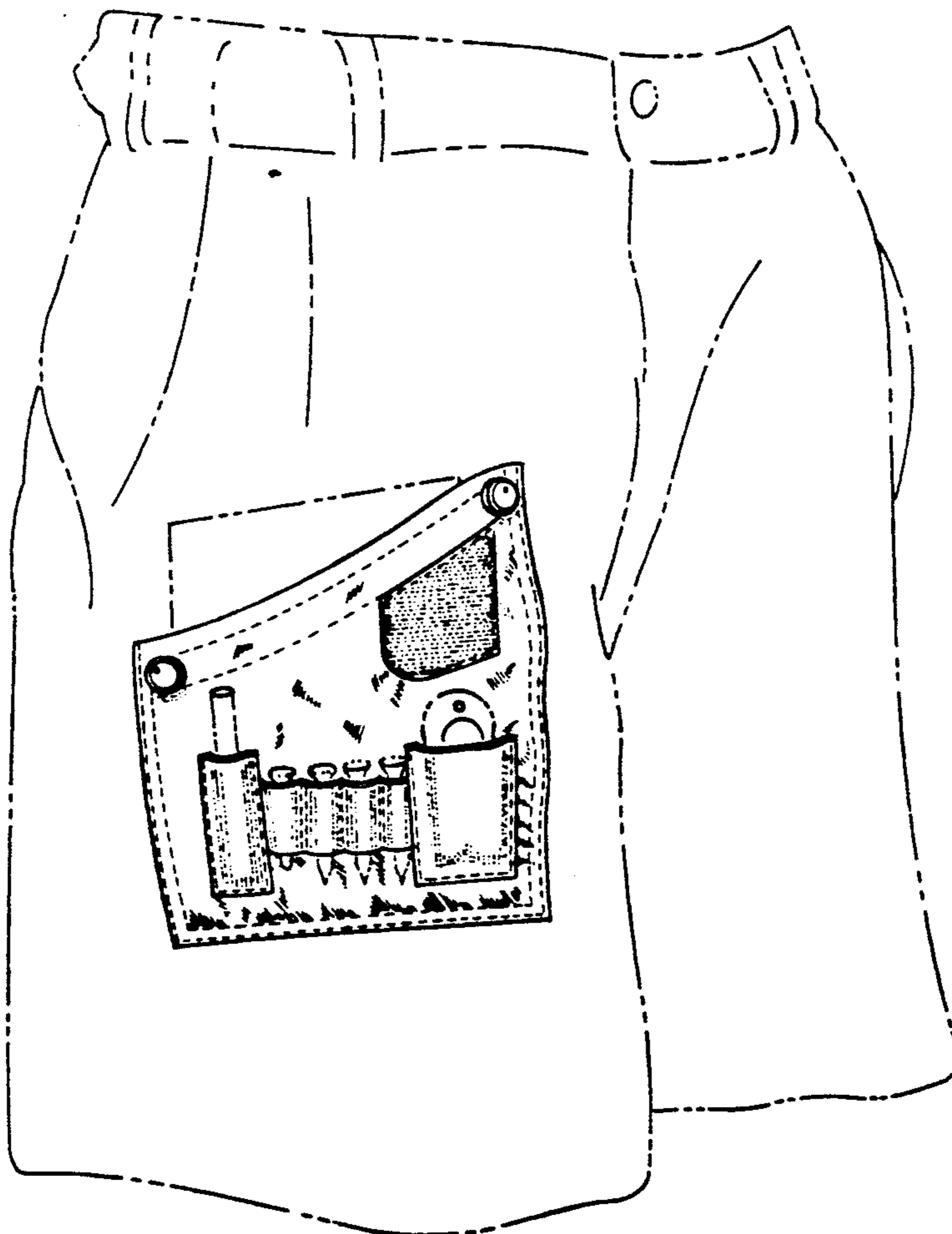
[56] **References Cited**

**U.S. PATENT DOCUMENTS**

- D. 278,378 4/1985 Hemfling ..... D2/28
- D. 305,827 2/1990 Flowers ..... D2/229
- D. 319,922 9/1991 Flake ..... D2/225
- 879,638 2/1908 Hayes ..... 2/247
- 3,004,315 10/1961 Masure ..... D2/229

FIG. 2 is an enlarged left side elevational view thereof; FIG. 3 is a right side elevational view of FIG. 2; FIG. 4 is a rear elevational view of FIG. 1; and, FIG. 5 is a top view of the pocket of FIG. 1.

The broken lines shown in FIGS. 1 through 4 on the claimed article are understood to represent conventional stitching.



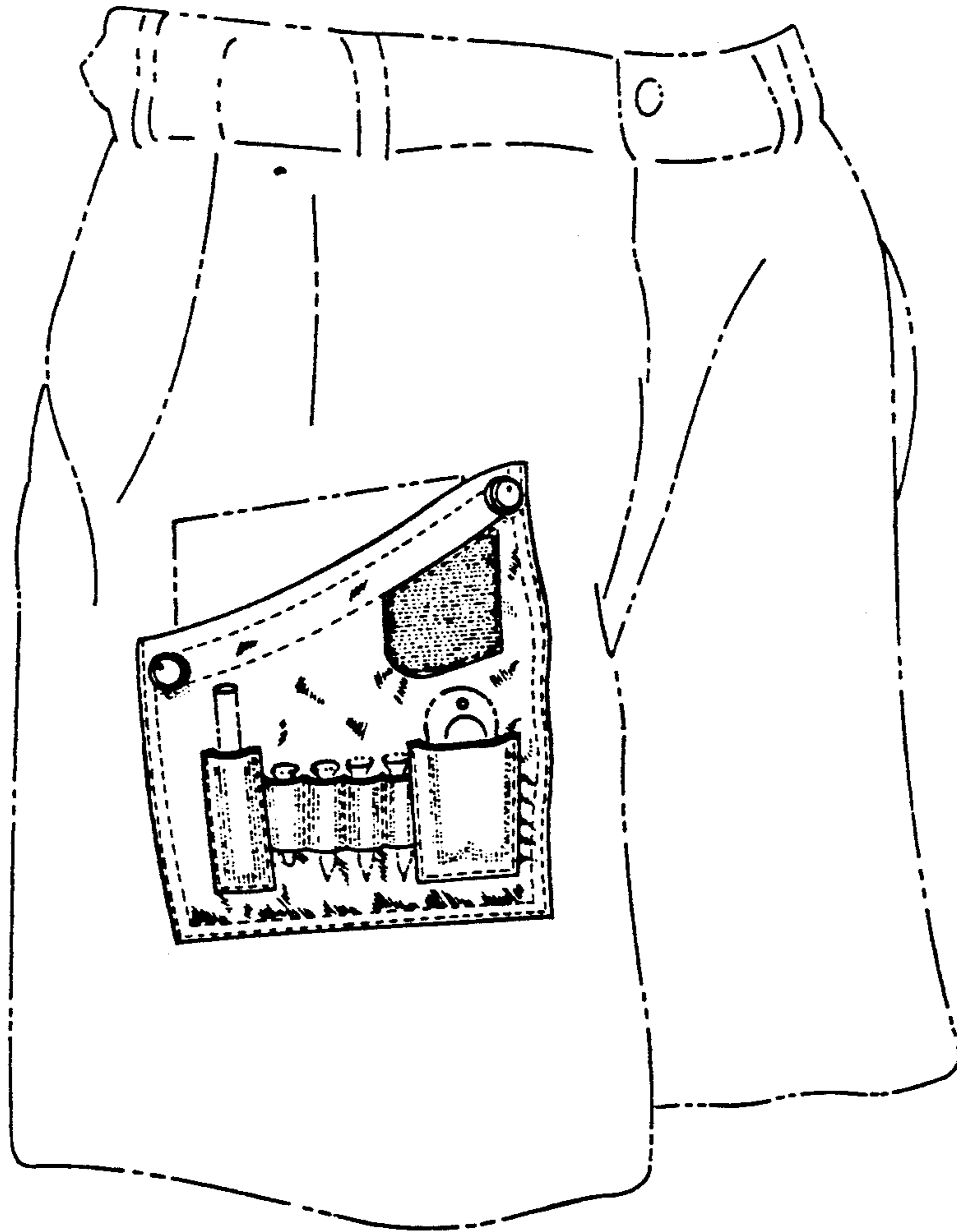


FIG. 1



FIG. 2



FIG. 3

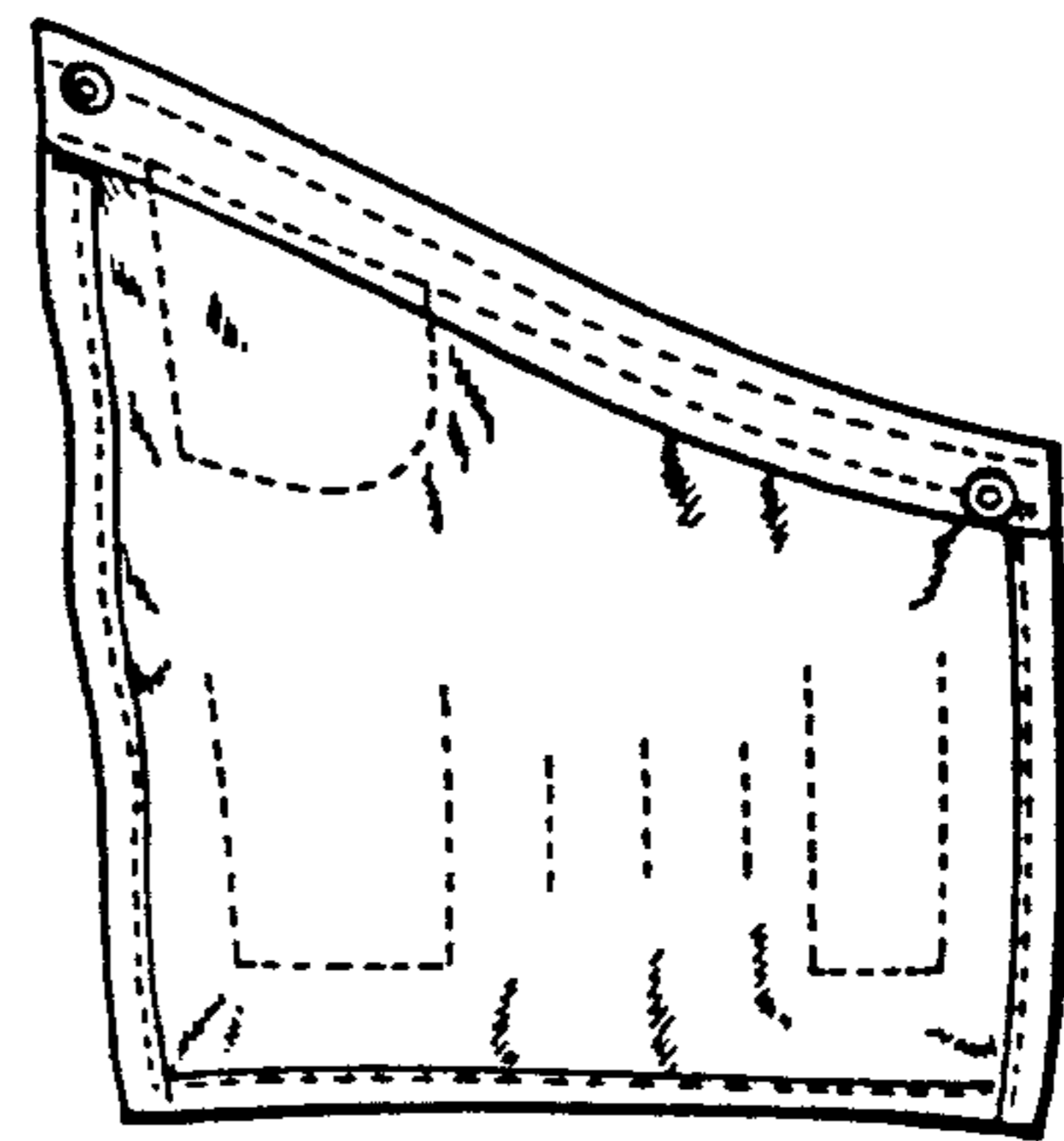


FIG. 4



FIG. 5