



US00D343923S

# United States Patent [19]

Nakashima et al.

[11] Patent Number: **Des. 343,923**

[45] Date of Patent: **\*\* Feb. 1, 1994**

[54] **ELECTRIC SHAVER**

[75] Inventors: **Yoshiyuki Nakashima; Akio Goto; Shinji Yamamoto; Masashi Nomura,** all of Kadoma, Japan; **Florian Seiffert,** Wiesbaden, Fed. Rep. of Germany

[73] Assignee: **Matsushita Electric Works, Ltd.,** Osaka, Japan

[\*\*] Term: **14 Years**

[21] Appl. No.: **903,805**

[22] Filed: **Jun. 22, 1992**

[30] **Foreign Application Priority Data**

Dec. 24, 1991 [JP] Japan ..... 3-39060  
[52] U.S. Cl. .... **D28/49; D28/51**  
[58] Field of Search ..... 30/32, 42, 43, 43.4-43.92, 30/49, DIG. 1, DIG. 2; D28/49-51

[56] **References Cited**

**U.S. PATENT DOCUMENTS**

- D. 286,453 10/1986 Camens ..... D28/49
- D. 320,471 10/1991 Ullmann ..... D28/49
- D. 321,413 11/1991 Elkerbout ..... D28/51
- D. 337,857 7/1993 Nakashima et al. .... D28/49

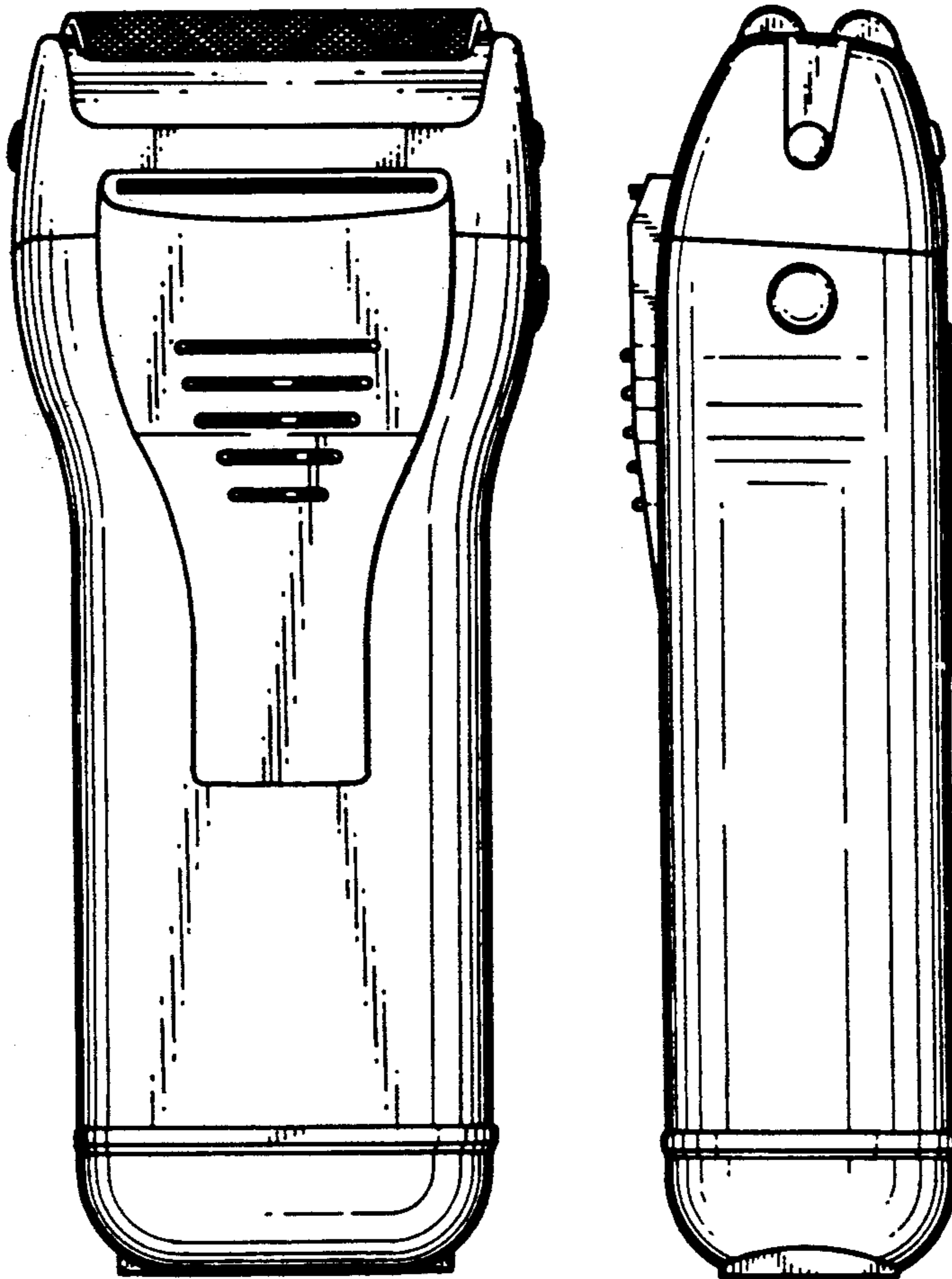
*Primary Examiner*—B. J. Bullock  
*Attorney, Agent, or Firm*—Burns, Doane, Swecker & Mathis

[57] **CLAIM**

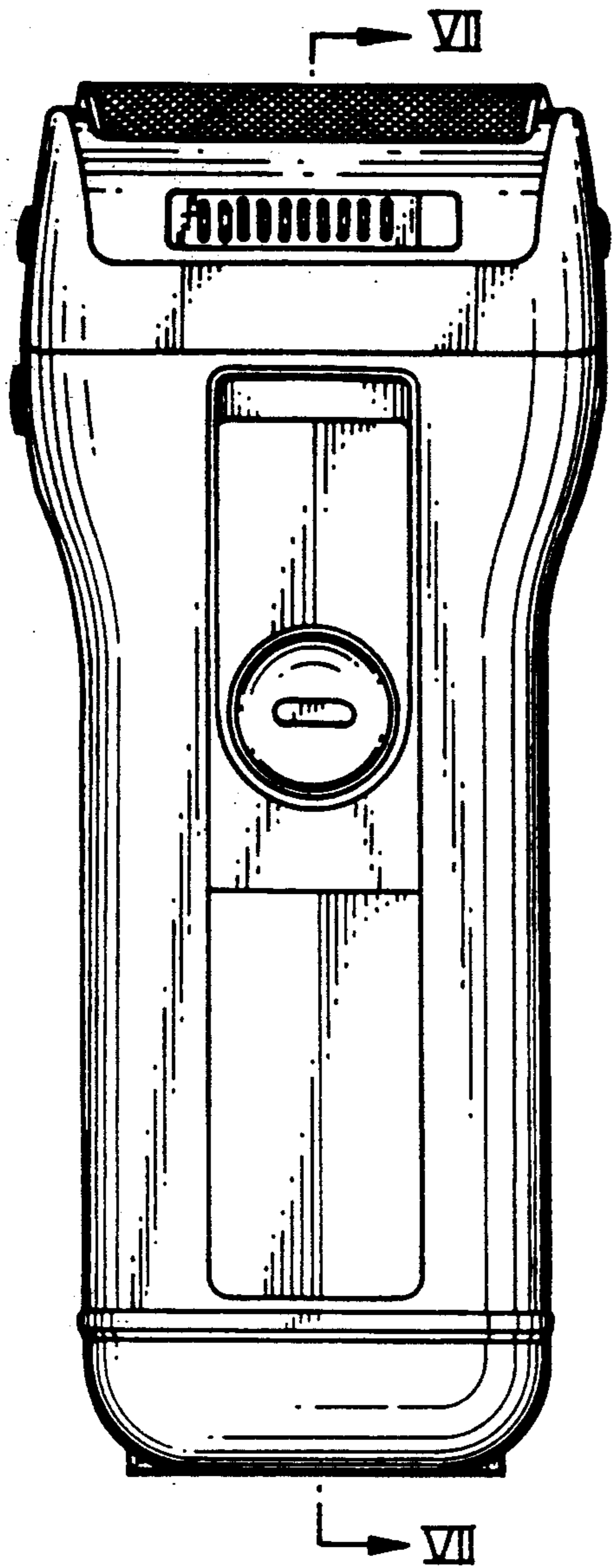
The ornamental design for an electric shaver, as shown and described.

**DESCRIPTION**

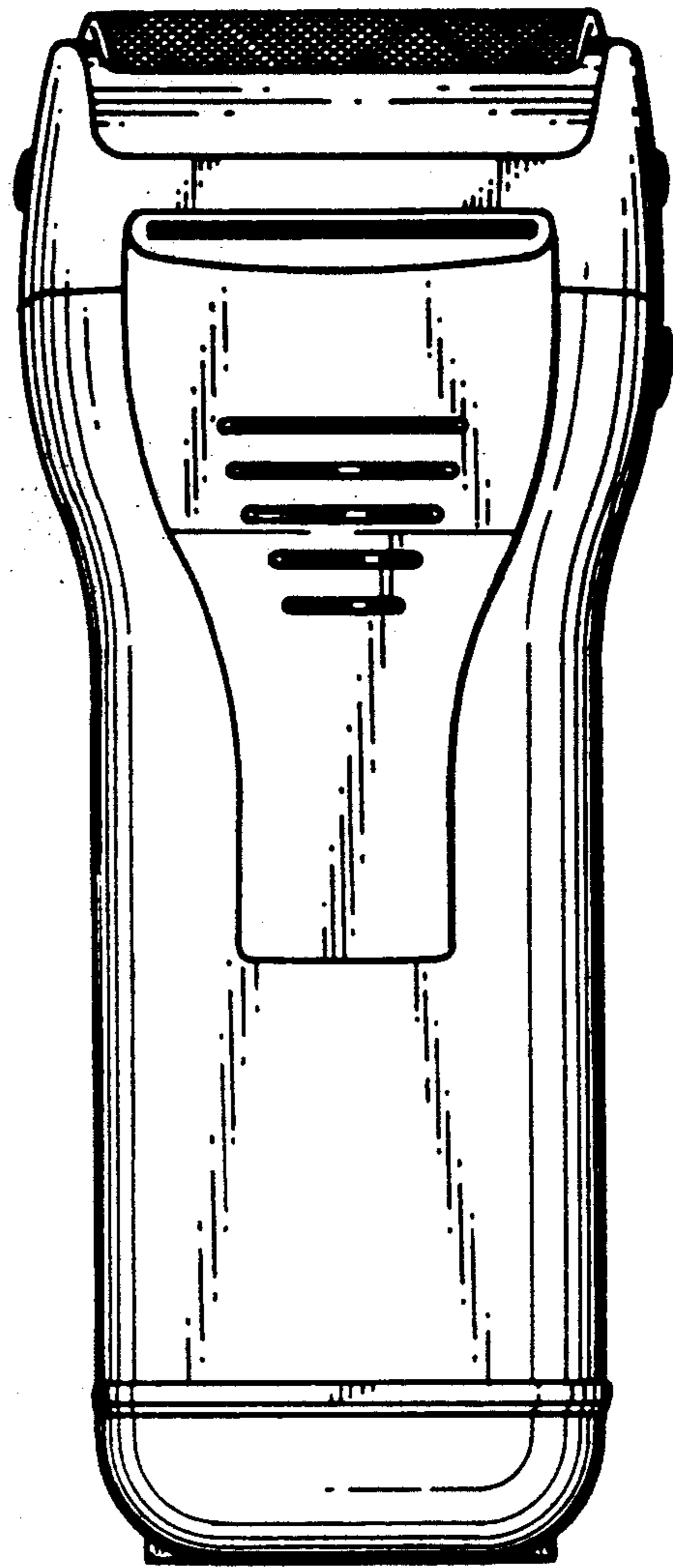
FIG. 1 is a front view of an electric shaver showing our design;  
FIG. 2 is a rear view thereof;  
FIG. 3 is a top plan view thereof;  
FIG. 4 is a bottom plan view thereof;  
FIG. 5 is a left side elevational view thereof;  
FIG. 6 is a right side elevational view thereof; and,  
FIG. 7 is a sectional view taken in the direction of the arrows on line VII—VII of FIG. 1, with the internal mechanisms omitted.




*Fig. 1*



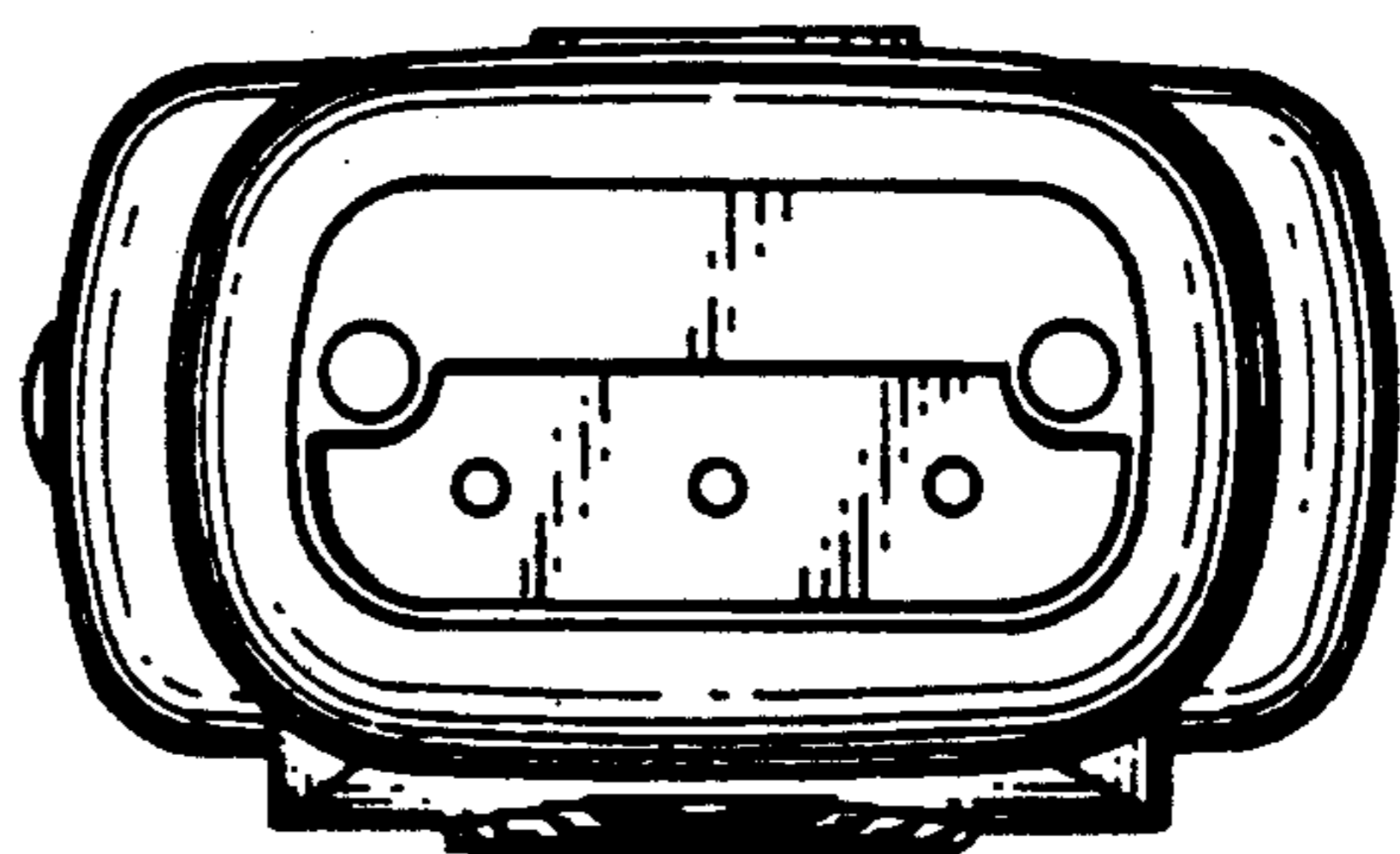
*Fig. 2*




*Fig. 3*



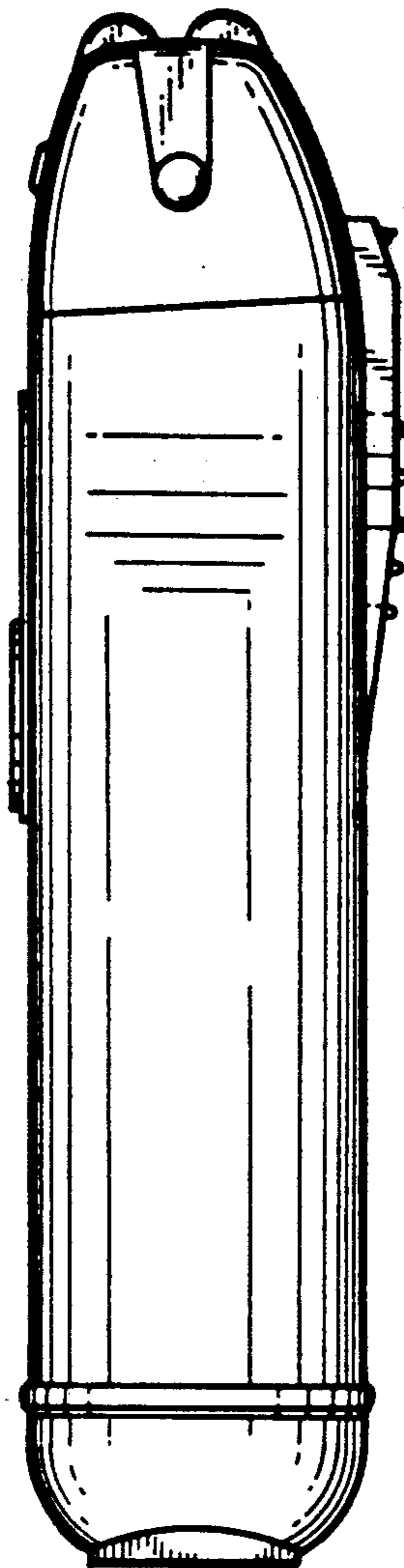
*Fig. 4*



*Fig. 5*



*Fig. 6*



*Fig. 7*

