



US00D343918S

**United States Patent** [19]  
**Capilla**

[11] **Patent Number: Des. 343,918**

[45] **Date of Patent: \*\* Feb. 1, 1994**

[54] **LIGHTER**

[75] **Inventor: Francisco X. L. Capilla, Sant Vicenc de Montalt, Spain**

[73] **Assignee: Flamagas, S.A., Barcelona, Spain**

[\*\*] **Term: 14 Years**

[21] **Appl. No.: 2,337**

[22] **Filed: Dec. 7, 1992**

[30] **Foreign Application Priority Data**

Jun. 25, 1992 [ES] Spain ..... 127;934

[52] **U.S. Cl. .... D27/154; 431/124; 431/27-143; 431/254-255**

[58] **Field of Search ..... 431/124, 127-143, 431/254-255; D27/154, 156, 155, 157-160**

[56] **References Cited**

**U.S. PATENT DOCUMENTS**

D. 184,001 12/1958 Bradd et al. .... D27/159

D. 208,370 8/1957 Mizutani ..... D27/159  
D. 227,297 6/1973 Springel ..... D27/159  
D. 240,741 7/1976 Goto ..... D27/156  
D. 243,349 2/1977 Hocq ..... D27/156  
D. 314,063 1/1991 Shike et al. .... D27/154


*Primary Examiner*—Wallace R. Burke  
*Assistant Examiner*—H. Baynham  
*Attorney, Agent, or Firm*—Scully, Scott, Murphy & Presser

[57] **CLAIM**

The ornamental design for a lighter, as shown and described.

**DESCRIPTION**

FIG. 1 is a front elevational view of a lighter;  
FIG. 2 is a rear view thereof;  
FIG. 3 is a right side view thereof; the opposite side being a mirror image thereof;  
FIG. 4 is a perspective view thereof;  
FIG. 5 is a top plan view thereof; and,  
FIG. 6 is a bottom plan view thereof.






FIG. 1



FIG. 2

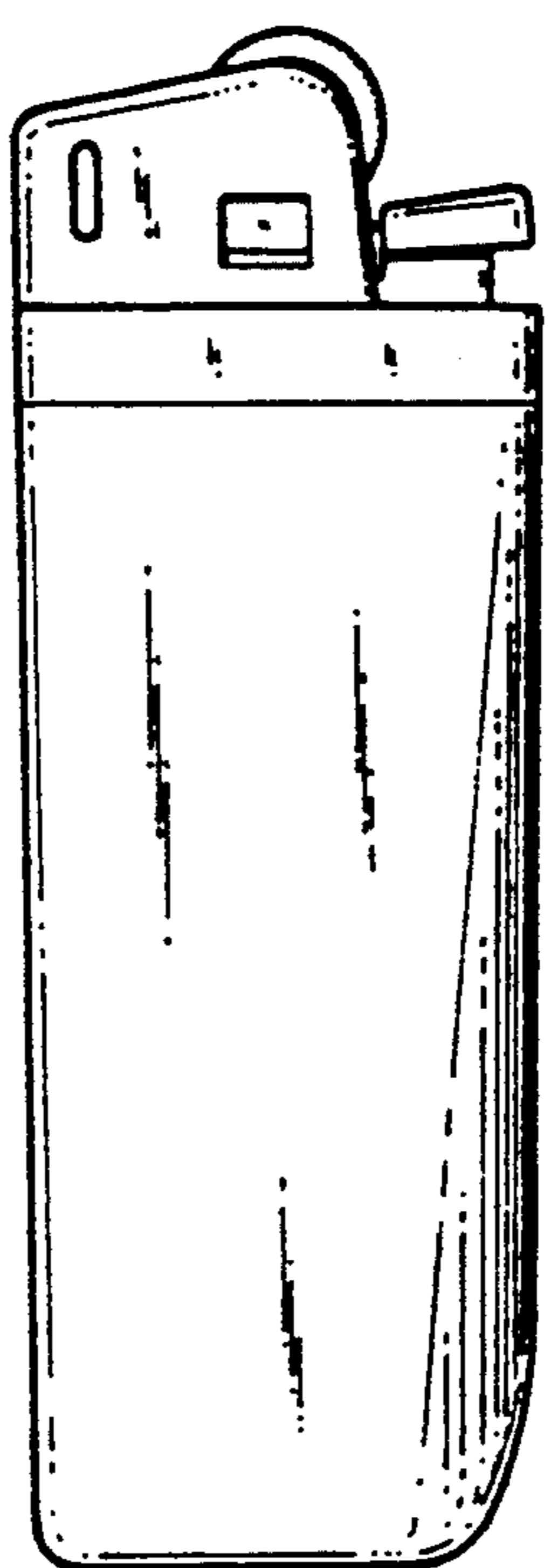


FIG. 3




FIG. 4

FIG. 5

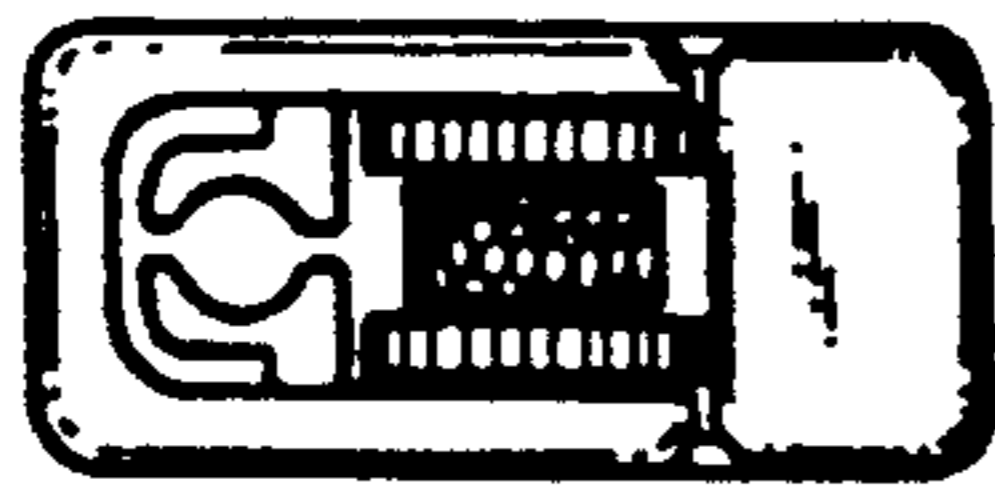


FIG. 6

