



US00D343900S

**United States Patent** [19]  
**DeVries**

[11] **Patent Number: Des. 343,900**

[45] **Date of Patent: \*\* Feb. 1, 1994**

[54] **HANDLE FOR CANNULAE**

5,231,989 8/1993 Middleman et al. .... 604/95

[75] **Inventor: James H. DeVries, Grand Rapids, Mich.**

*Primary Examiner*—Stella Reid  
*Attorney, Agent, or Firm*—Barnes, Kisselle, Raisch, Choate, Whittemore & Hulbert

[73] **Assignee: DLP, Inc., Grand Rapids, Mich.**

[57] **CLAIM**

[\*\*] **Term: 14 Years**

The ornamental design for a handle for cannulae, as shown and described.

[21] **Appl. No.: 857,305**

**DESCRIPTION**

[22] **Filed: Mar. 25, 1992**

[52] **U.S. Cl. .... D24/133**

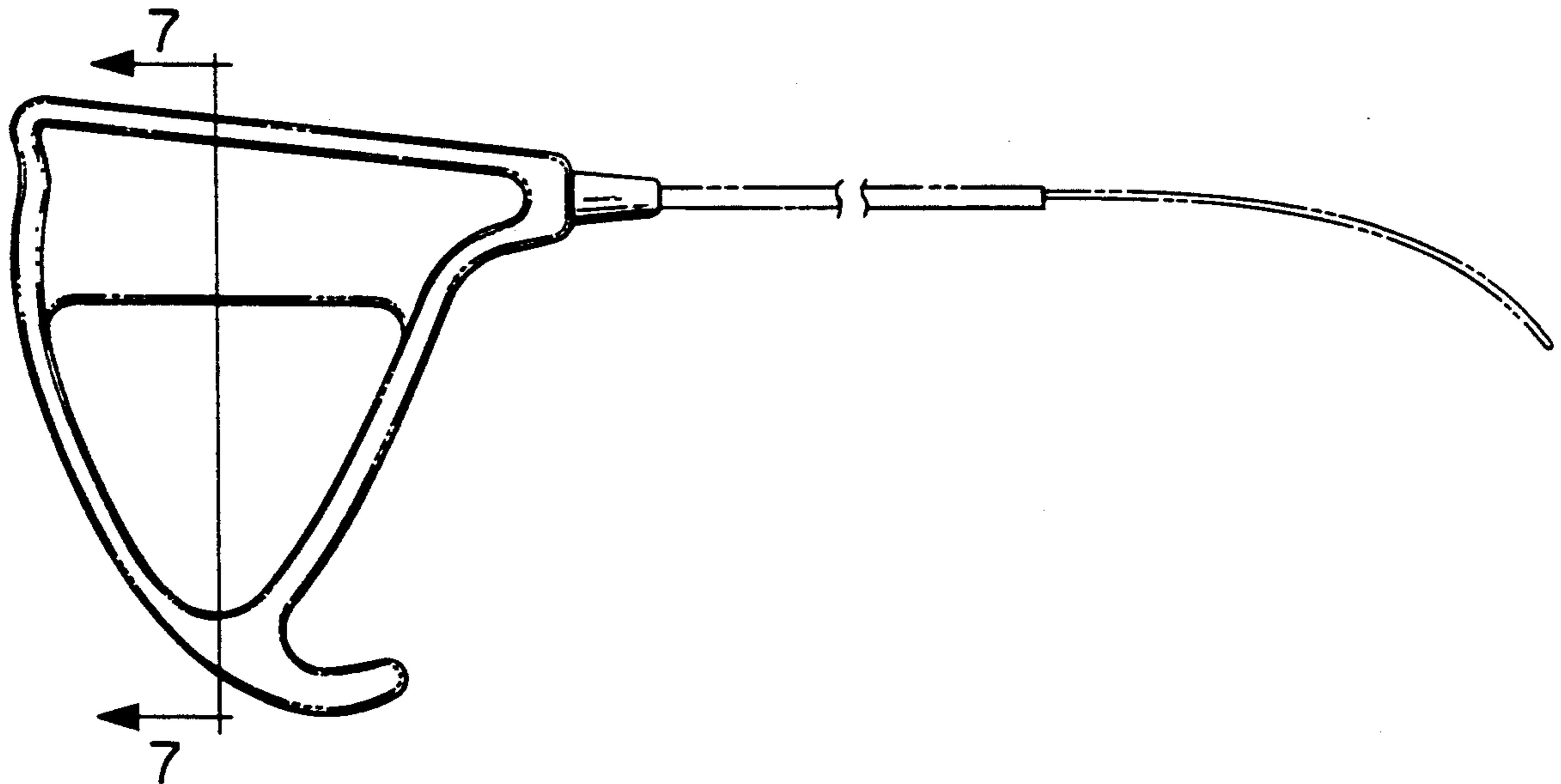
[58] **Field of Search .... 604/95, 250, 280, 902; D8/97, 107; 16/110 R; D24/127, 130, 143-145**

FIG. 1 is a top plan view of a handle for a cannulae, showing my new design;  
FIG. 2 is a front side elevational view thereof;  
FIG. 3 is a back side elevational view thereof.  
FIG. 4 is a bottom plan view thereof;  
FIG. 5 is an elevational view of the distal end;  
FIG. 6 is an elevational view of the proximal end; and,  
FIG. 7 is a cross-sectional view taken along line 7—7 of FIG. 2.

[56] **References Cited**

**U.S. PATENT DOCUMENTS**

- D. 122,635 9/1940 Evans ..... D24/138 X
- D. 277,029 1/1985 Blake, III et al. .... D24/145






FIG. 1

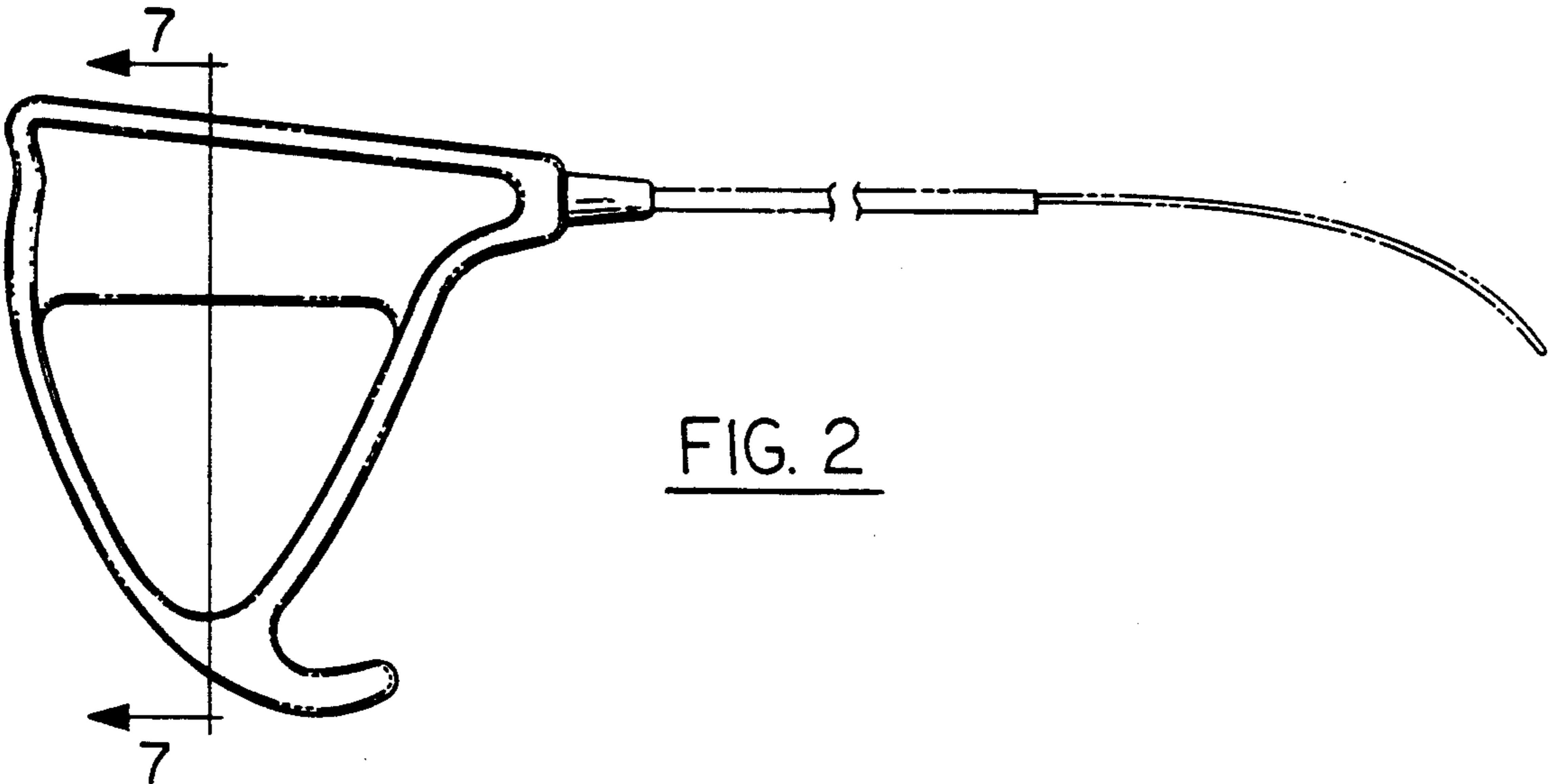


FIG. 2

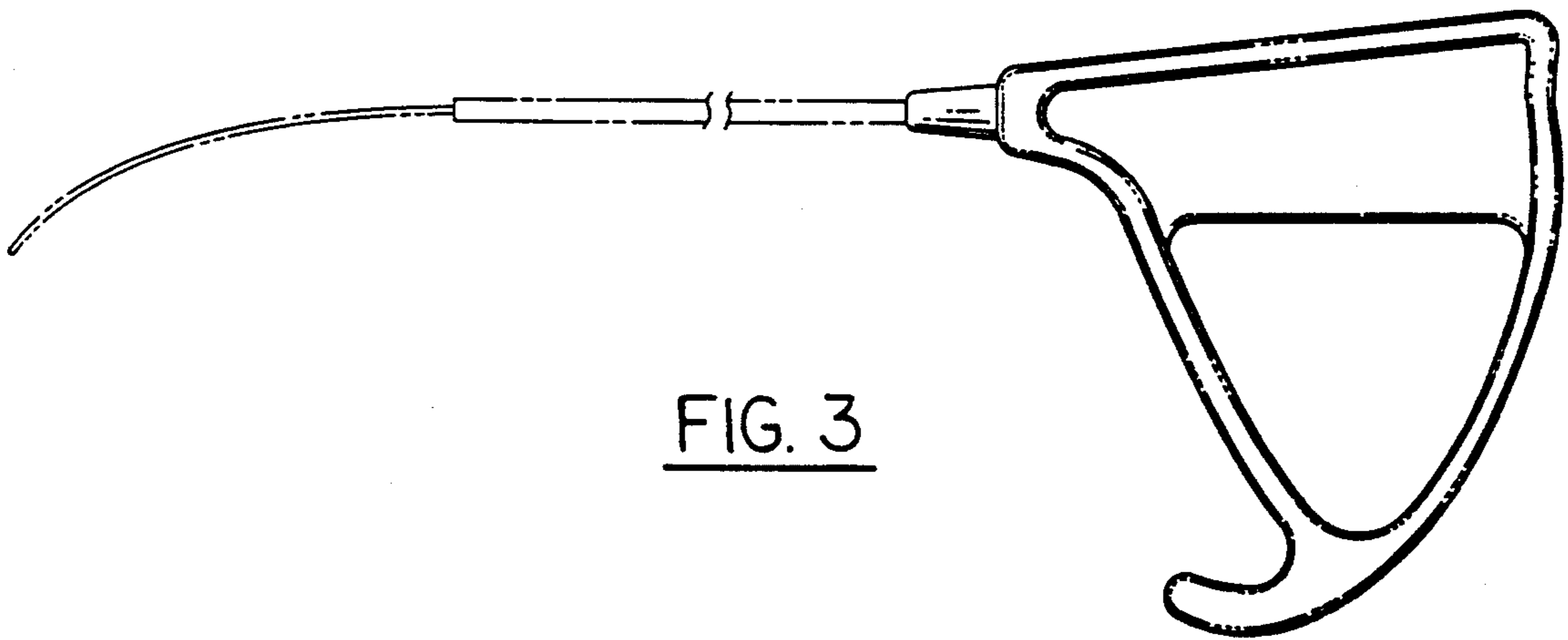


FIG. 3

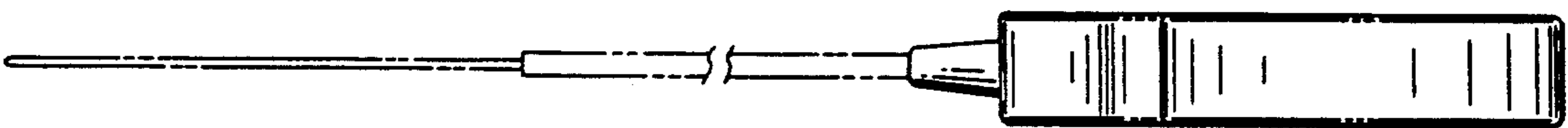


FIG. 4



FIG. 5



FIG. 6



FIG. 7