



US00D343897S

# United States Patent [19]

Rand et al.

[11] Patent Number: **Des. 343,897**

[45] Date of Patent: **\*\* Feb. 1, 1994**

[54] **AUTO-INJECTOR FOR MEDICANT**

[75] Inventors: **Paul K. Rand, Letchworth; Philip M. Regan, Cheshunt, both of United Kingdom**

[73] Assignee: **Glaxo Group Limited, London, United Kingdom**

[\*\*] Term: **14 Years**

[21] Appl. No.: **717,126**

[22] Filed: **Jun. 18, 1991**

[30] **Foreign Application Priority Data**

Dec. 21, 1990 [GB] United Kingdom ..... 2011919  
[52] U.S. Cl. .... **D24/112; D24/147**  
[58] Field of Search ..... 604/132, 134, 135, 136, 604/137, 156, 198, 218; D24/112, 130, 133, 146; D19/43, 51

[56] **References Cited**

**U.S. PATENT DOCUMENTS**

D. 277,507 2/1985 Levy ..... D24/147  
D. 323,030 1/1992 Ahlstrand et al. .... D24/112 X

D. 324,423 3/1992 Ahlstrand et al. .... D24/112 X  
D. 330,079 11/1992 Dalling et al. .... D24/112  
4,913,699 4/1990 Parsons ..... D24/112 X  
5,042,977 8/1991 Bechtold et al. .... 604/134

**OTHER PUBLICATIONS**

Owen Mumford Ltd.—1986—Auto Injector advertisement.


*Primary Examiner*—Stella Reid  
*Assistant Examiner*—I. Simmons  
*Attorney, Agent, or Firm*—Darby & Darby

[57] **CLAIM**

The ornamental design for an auto-injector for medicant, as shown and described.

**DESCRIPTION**

FIG. 1 is a perspective view from the top and side of an auto-injector for medicant showing our new design; FIG. 2 is a front elevational view thereof, the rear elevational view being identical thereto; FIG. 3 is a right side elevational view thereof, the left side elevational view being identical thereto; FIG. 4 is a bottom plan view thereof; and, FIG. 5 is a top plan view thereof.






FIG. 1



FIG. 2




FIG. 3

FIG. 4

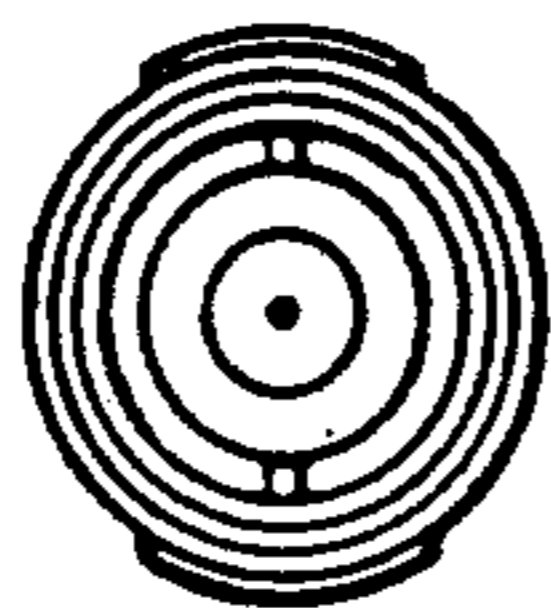


FIG. 5

