



US00D343893S

United States Patent [19]

Roberts

[11] Patent Number: **Des. 343,893**

[45] Date of Patent: **** Feb. 1, 1994**

[54] URINAL

[76] Inventor: **Wellington S. Roberts, 7330 S. Paulina, Chicago, Ill. 60636**

[**] Term: **14 Years**

[21] Appl. No.: **746,578**

[22] Filed: **Aug. 19, 1991**

[30] **Foreign Application Priority Data**

Nov. 9, 1990 [AU] Australia 3594/90

[52] U.S. Cl. **D23/302**

[58] Field of Search 4/144.1-144.4,
4/301-310, 340-342, 462, 463; D23/302, 303,
309, 310

[56] **References Cited**

U.S. PATENT DOCUMENTS

D. 204,052 3/1966 Hilde, Jr. D23/302

D. 222,062 9/1971 Rutziak D23/302

D. 233,889 12/1974 Juairé D23/302

D. 300,351 3/1989 Juairé et al. D23/302

D. 318,325 7/1991 McKiney D23/302

D. 331,960 12/1992 Alger D23/302

4,488,321 12/1984 Brunton 4/301

Primary Examiner—James R. Largen
Attorney, Agent, or Firm—S. Michael Bender

[57] **CLAIM**

The ornamental design for a urinal, as shown and described.

DESCRIPTION

FIG. 1 is a front elevational view of the urinal showing my new design;

FIG. 2 is a rear elevational view thereof;

FIG. 3 is a left side elevational view thereof;

FIG. 4 is a right side elevational view thereof;

FIG. 5 is a top plan view thereof; and,

FIG. 6 is a bottom plan view thereof.

The broken line representation of drain pipes in FIGS. 1 through 4 and 6 is for purposes of illustration only and form no part of claimed design.


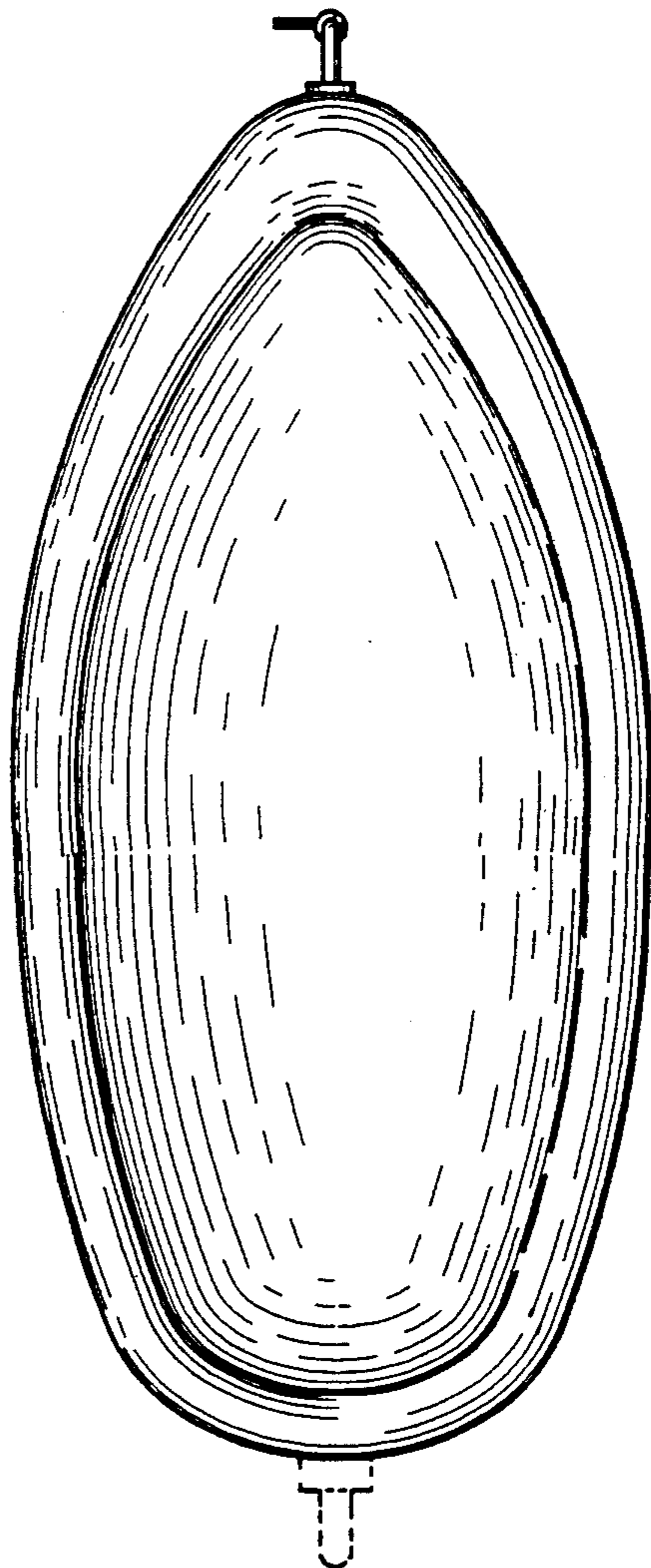


FIG. 1

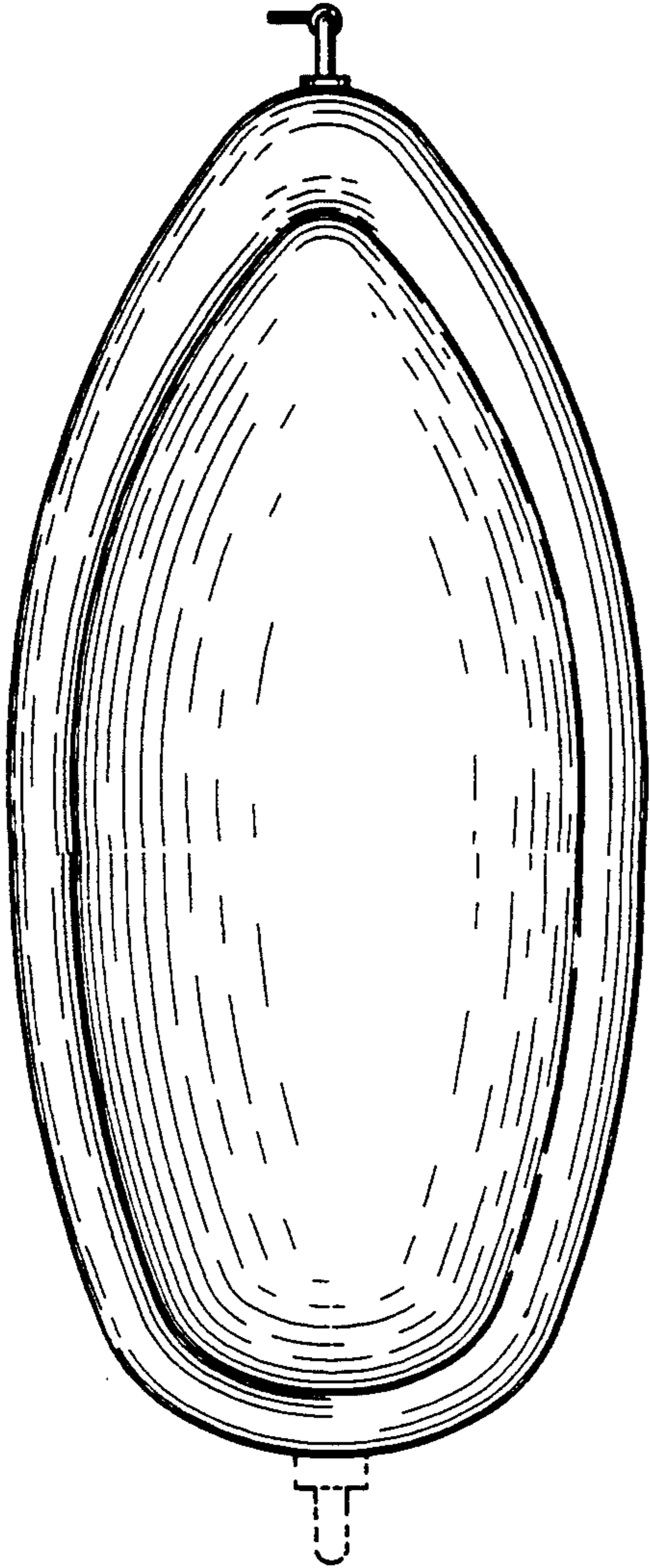


FIG. 2

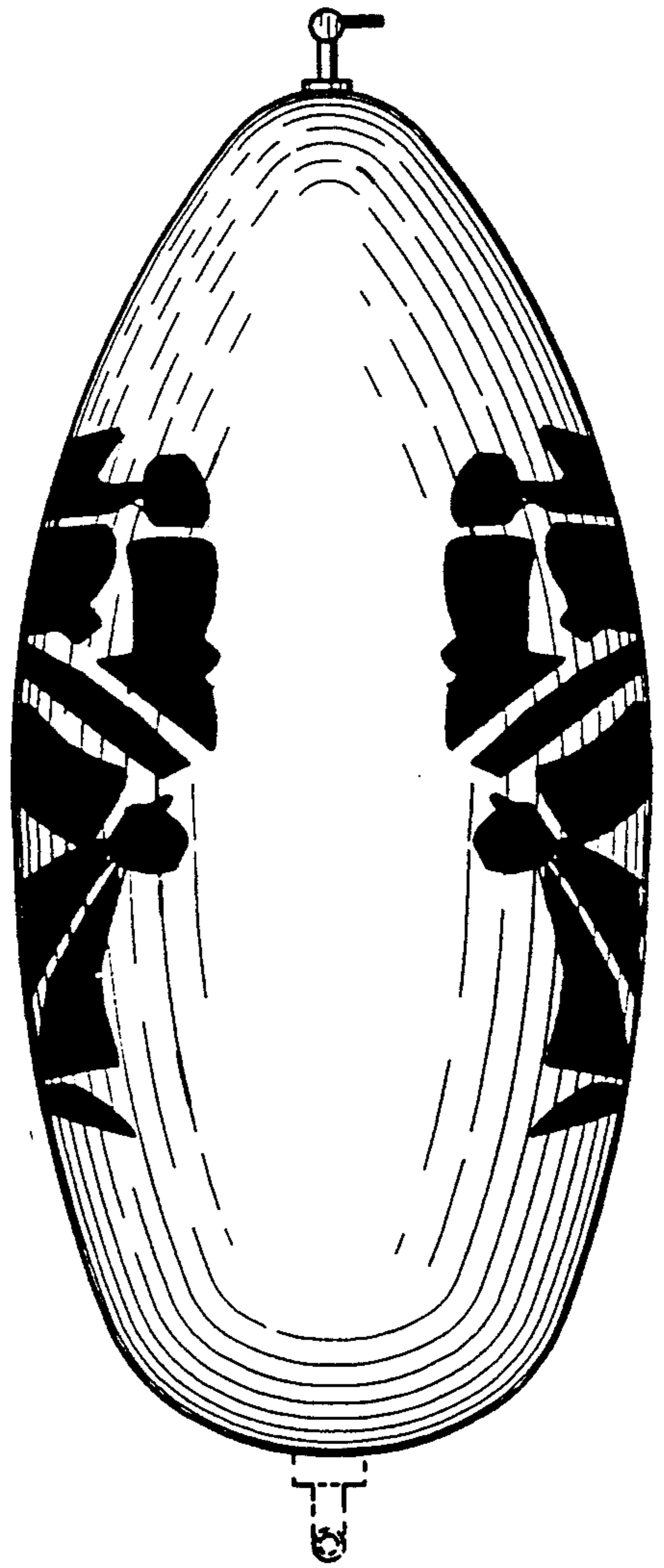


FIG. 3




FIG. 4




FIG. 5

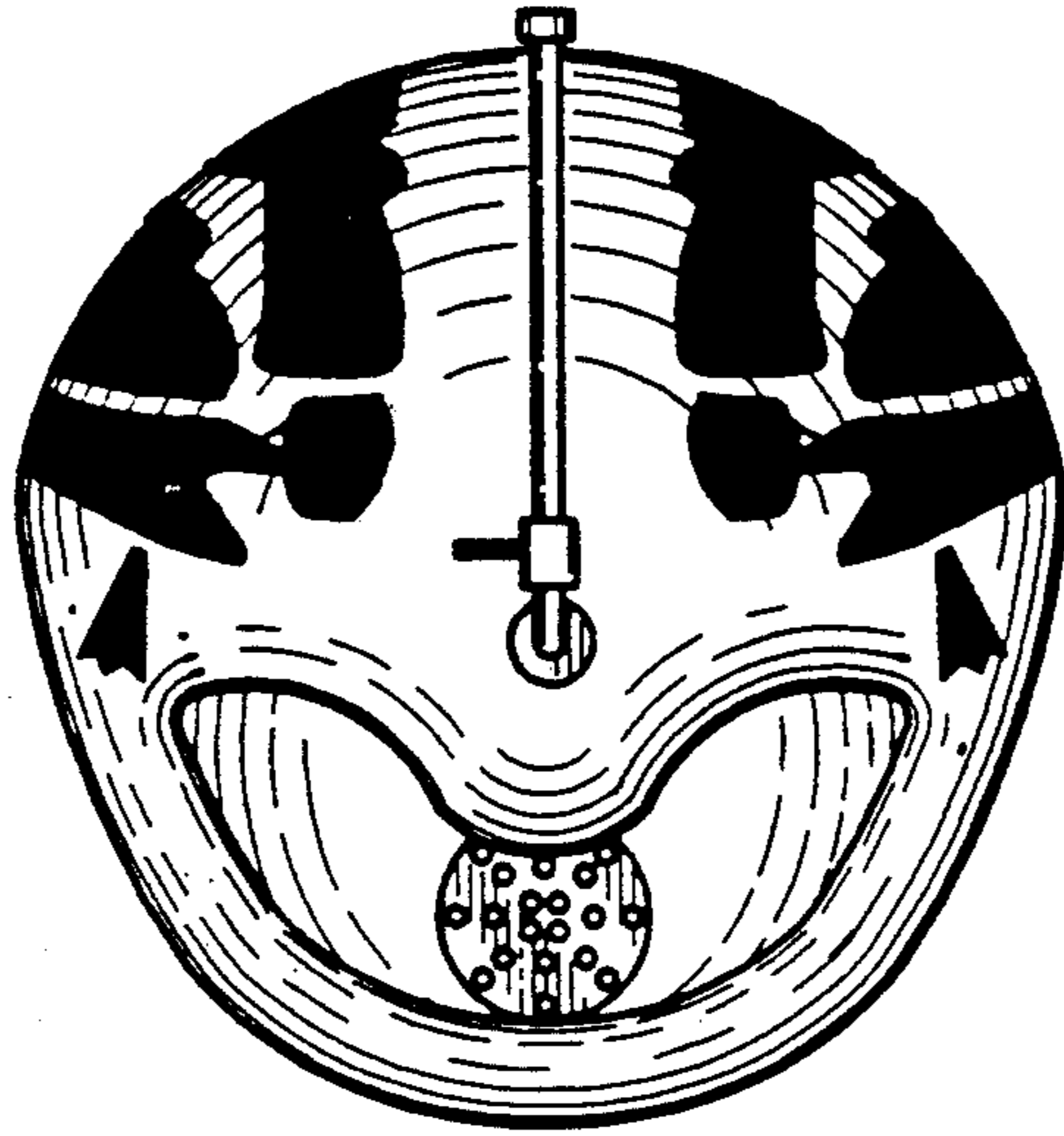


FIG. 6

