



US00D343890S

# United States Patent [19]

[11] Patent Number: Des. 343,890

Bengtson et al.

[45] Date of Patent: \*\* Feb. 1, 1994

## [54] SHOWER FIXTURE

[75] Inventors: Alan D. Bengtson, Sheboygan, Wis.; Pierre H. Paulin; Francois Kergoet, both of Paris, France; Michel Chalard, Villemomble, France

[73] Assignee: Kohler Co., Kohler, Wis.

[\*\*] Term: 14 Years

[21] Appl. No.: 792,050

[22] Filed: Nov. 8, 1991

[52] U.S. Cl. .... D23/283

[58] Field of Search ..... 4/567, 568, 590, 596, 4/597, 601, 604, 615; D23/213, 228, 229, 230, 283, 303, 304

## [56] References Cited

### U.S. PATENT DOCUMENTS

D. 199,297	9/1964	Landell	.....	D23/229
D. 199,513	11/1964	Landell	.....	D23/229
D. 217,548	5/1970	Niemann	.....	D23/228
D. 228,498	10/1973	Ritzenthaler	.....	D23/228
D. 284,688	7/1986	Baus	.....	D23/283
1,835,301	12/1931	Hennessey	.....	4/570 X
3,333,284	8/1967	Symmons	.....	D23/229 X
4,274,400	6/1981	Baus	.....	4/615 X
4,397,050	8/1983	Davis et al.	.....	4/601
4,457,031	7/1984	Moore	.....	4/570 X
5,035,010	7/1991	Sakamoto et al.	.....	4/567
5,070,549	12/1991	Compe	.....	4/596
5,073,996	12/1991	Schinle	.....	4/601

### FOREIGN PATENT DOCUMENTS

0313525 4/1989 European Pat. Off. .... 4/597

## OTHER PUBLICATIONS

P. 10 of a DAL-Georg Rost & Sohne brochure entitled "DAL-Compentency . . .", undated.

A page from a Hansgrohe advertisement entitled "Shower Tower", undated, admitted prior art.

Page from a Hansgrohe advertisement entitled k"Sionen", undated. admitted prior art.

A one page advertisement from Grohe America, showing the "Relexor" Shower/Body Massage, undated, admitted prior art.

P. 2 of a Huba Control advertisement entitled "Sanimatic", undated, admitted prior art.

Pp. 7-8 and 10-4 from a 1990 Kohler K-500 catalog showing the Habitat Masterbath, Pipeline and Glassworks Shower Doors.

Primary Examiner—James R. Largen

Attorney, Agent, or Firm—Quarles & Brady

## [57] CLAIM

The ornamental design for a shower fixture, as shown and described.

## DESCRIPTION

FIG. 1 is a perspective view taken from the front and right side of a shower fixture showing our new design;

FIG. 2 is a front elevational view thereof;

FIG. 3 is a left side elevational view thereof, the right side being a mirror image of the left side;

FIG. 4 is a top plan view thereof;

FIG. 5 is a perspective view taken from the front of a second embodiment thereof;

FIG. 6 is a front elevational view of FIG. 5;

FIG. 7 is a left side elevational view of FIG. 5, the right side being a mirror image of the left side; and,

FIG. 8 is a top plan view of FIG. 5.

The fragmentary broken line representation of a shower wall in FIGS. 1 and 5, and the broken line representation of fitting holes in FIGS. 1, 2 and 5, are for purposes of illustration only and form no part of the claimed design.

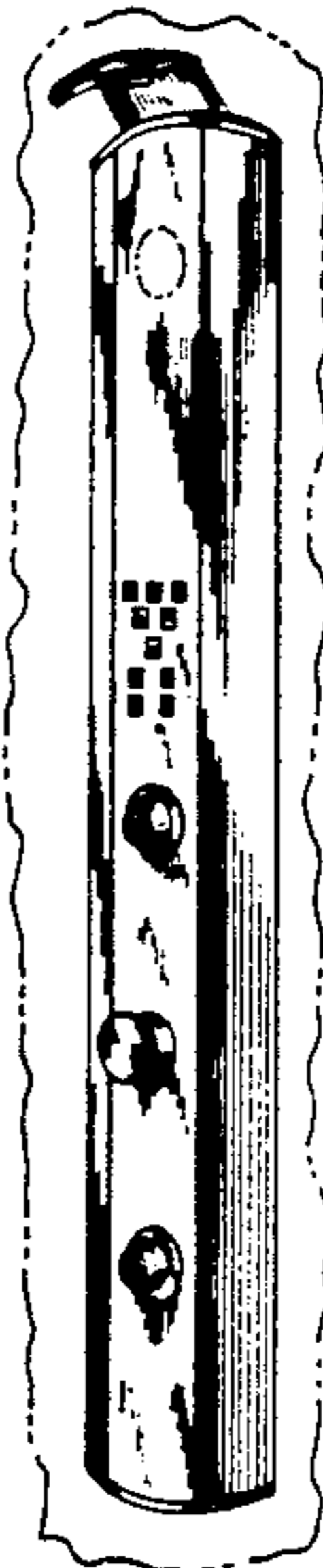


FIG. 1

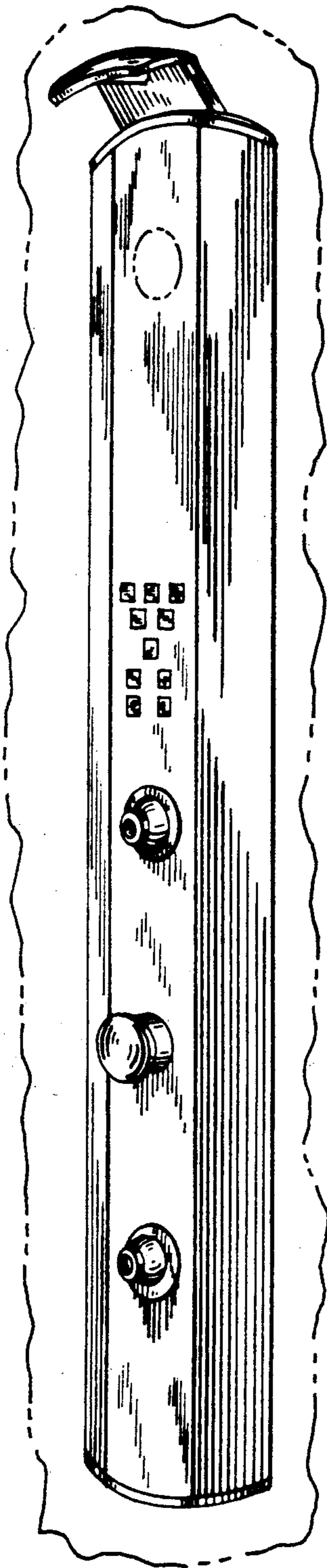


FIG. 2

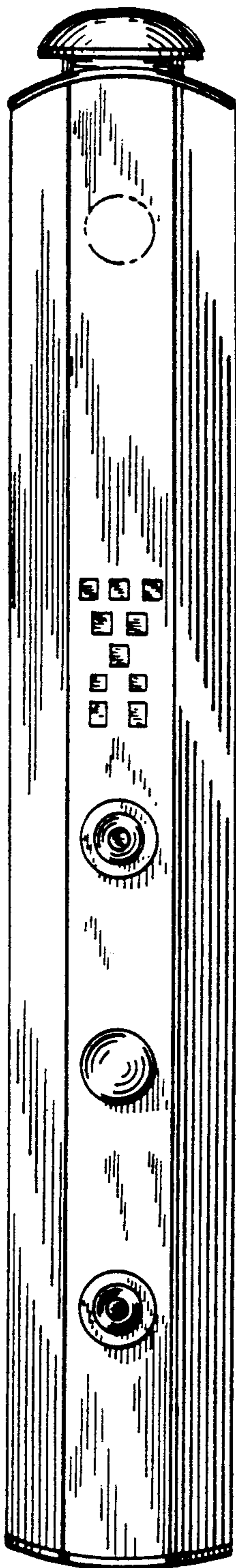


FIG. 3




FIG. 4

FIG. 5

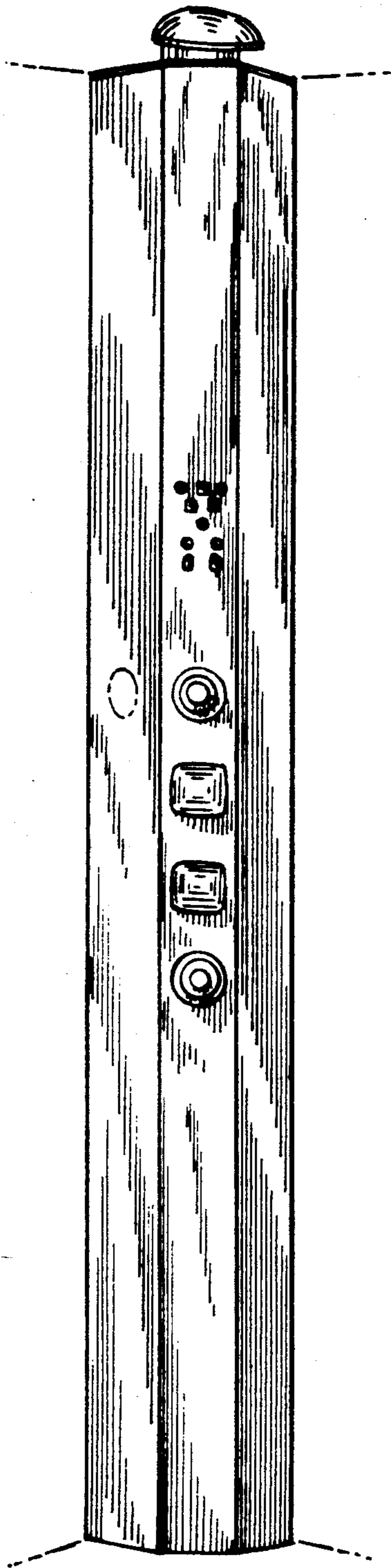


FIG. 6

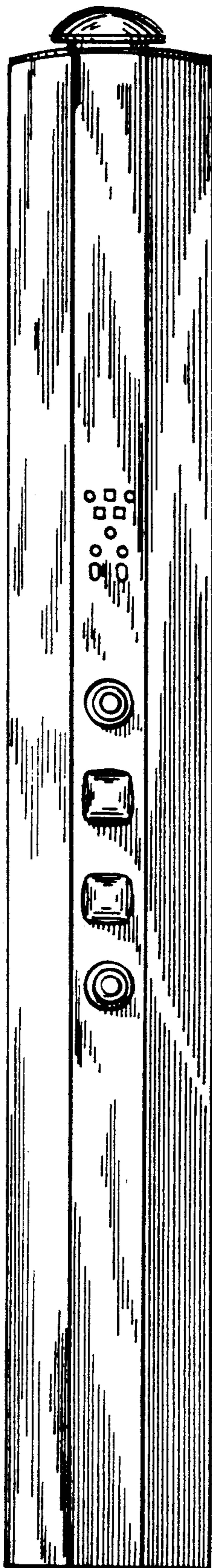


FIG. 7




FIG. 8