



US00D343875S

United States Patent [19]

Webster

[11] Patent Number: **Des. 343,875**

[45] Date of Patent: **** Feb. 1, 1994**

[54] **EXERCISING STICK**

[76] Inventor: **John S. Webster, 7925 Hemingway Ave., San Diego, Calif. 92120**

[**] Term: **14 Years**

[21] Appl. No.: **909,444**

[22] Filed: **Jul. 6, 1992**

[52] U.S. Cl. **D21/191; D21/198**

[58] Field of Search **D8/14; 482/106, 107, 482/108, 109, 110, 148; D21/191, 198**

D. 325,945	5/1992	Gross	D21/191
D. 330,738	11/1992	Lenhardt	D21/191
1,714,391	5/1929	McWhirter	D21/195
5,125,649	6/1992	Fuller	482/123

Primary Examiner—Bernard Ansher
Assistant Examiner—Philip Hyder
Attorney, Agent, or Firm—Charles C. Logan, III

[57] **CLAIM**

The ornamental design for an exercising stick, as shown and described.


[56] **References Cited**

U.S. PATENT DOCUMENTS

D. 229,326	11/1973	Davis et al.	D21/198
D. 234,309	2/1975	Buchner	D21/191
D. 267,261	12/1982	Pataluch	D21/198
D. 281,446	11/1985	Keilman	D21/191
D. 285,329	8/1986	Boettger, Jr.	D21/198
D. 289,538	4/1987	Wilson	D21/191
D. 304,057	10/1989	Cooper	D21/191

DESCRIPTION

FIG. 1 is a front perspective view of the exercising stick the broken line showing the man is for illustrative purposes only and forms no part of the claimed design; FIG. 2 is a fragmentary front elevational view of one end of the exercising stick, the sides rear and opposite end appearing the same; and, FIG. 3 is a top plan view of FIG. 1, the bottom view appears the same.






FIGURE 1



FIGURE 3




FIGURE 2