



US00D343821S

# United States Patent [19]

[11] Patent Number: **Des. 343,821**

Bush et al.

[45] Date of Patent: **\*\* Feb. 1, 1994**

[54] **COMBINED FLOOR MAT AND VEHICLE STOP**

2,465,551 3/1949 Otterness ..... D12/217  
2,810,459 10/1957 Hitz ..... D12/217

[76] Inventors: **Larry A. Bush**, 211 Avenida Malaga, Anaheim, Calif. 92808; **Theo F. Smit**, 4134 Tomlinson Ave., Riverside, Calif. 92503

*Primary Examiner*—Wallace R. Burke  
*Assistant Examiner*—Melody Brown  
*Attorney, Agent, or Firm*—James G. O'Neill

[\*\*] Term: **14 Years**

[57] **CLAIM**

[21] Appl. No.: **926,449**

The ornamental design for a combined floor mat and vehicle stop, as shown and described.

[22] Filed: **Aug. 10, 1992**

**DESCRIPTION**

[52] U.S. Cl. .... **D12/217**


FIG. 1 is a perspective view of a combined floor mat and vehicle stop showing our new design; FIG. 2 is a left side elevation view thereof, the right side being a mirror image of that shown; FIG. 3 is a front elevation view thereof; FIG. 4 is a rear elevation view thereof; FIG. 5 is a top plan view thereof; and, FIG. 6 is a bottom plan view thereof.

[58] Field of Search ..... 188/32; **D12/217**

[56] **References Cited**

**U.S. PATENT DOCUMENTS**

D. 280,611 9/1985 Nelson ..... D12/217  
D. 314,938 2/1991 Anderson ..... D12/217






FIG. 1



FIG. 2




FIG. 3




FIG. 4

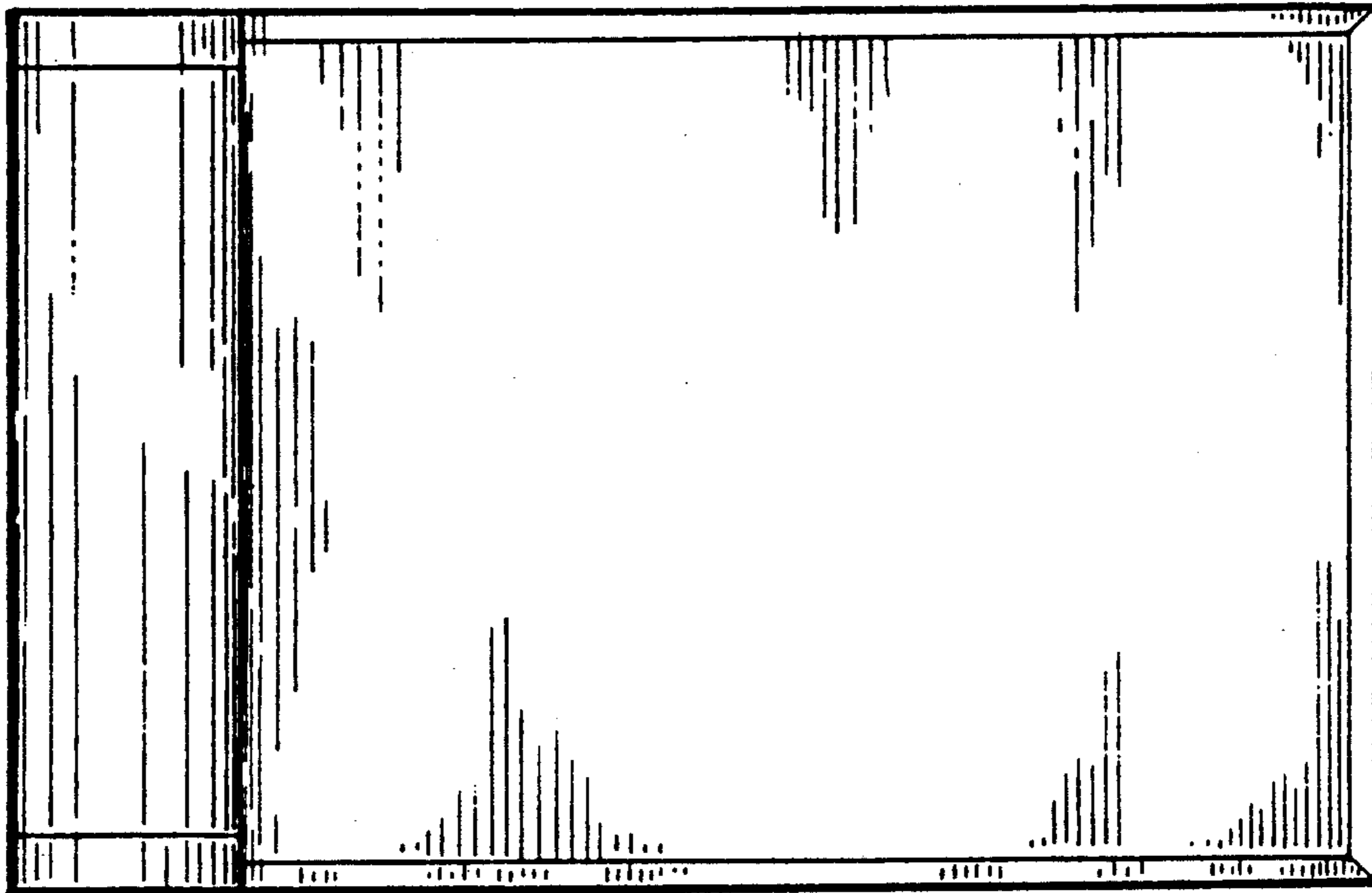


FIG. 5




FIG. 6