



US00D343793S

**United States Patent** [19]  
**Crawford**

[11] **Patent Number: Des. 343,793**

[45] **Date of Patent: \*\* Feb. 1, 1994**

[54] **BOTTLE AND CAP**  
[75] **Inventor: John Crawford, Mahopac, N.Y.**  
[73] **Assignee: Colgate-Palmolive Company, New York, N.Y.**  
[\*\*] **Term: 14 Years**  
[21] **Appl. No.: 721,361**  
[22] **Filed: Jun. 25, 1991**  
[52] **U.S. Cl. .... D9/529; D9/542; D9/550; D9/558**  
[58] **Field of Search ..... D9/571, 573, 574, 537, D9/539, 542, 550, 558, 529; 215/1 R, 1 C**

D. 264,051 4/1982 Perales ..... D9/404  
D. 265,550 7/1982 Young et al. .... D9/377  
D. 308,337 6/1990 Weckman ..... D9/404  
D. 309,714 8/1990 Biesecker ..... D9/404  
D. 3,109,964 10/1990 Weckman ..... D9/408  
3,536,223 10/1970 Muhlhoff et al. .... 215/1

*Primary Examiner*—Bernard Ansher  
*Assistant Examiner*—Lucy Lieberman  
*Attorney, Agent, or Firm*—Michael J. McGreal; Robert C. Sullivan

[57] **CLAIM**

The ornamental design for a combined bottle and cap, as shown and described.

**DESCRIPTION**

FIG. 1 is a front elevational view of a combined bottle and cap showing my new design;  
FIG. 2 is a side elevational view thereof, rotated 90° from FIG. 1;  
FIG. 3 is a rear elevational view thereof, rotated 180° from FIG. 1;  
FIG. 4 is a side elevational view rotated 270° from FIG. 1;  
FIG. 5 is a top plan view thereof;  
FIG. 6 is a bottom plan view thereof; and,  
FIG. 7 is a perspective view thereof.

[56] **References Cited**  
**U.S. PATENT DOCUMENTS**

D. 211,933 8/1968 Horne ..... D9/144  
D. 212,587 11/1968 Shepler ..... D9/542  
D. 234,911 4/1975 Stevens ..... D9/542 X  
D. 235,032 4/1975 Atkins ..... D9/404  
D. 235,092 5/1975 Leary ..... D9/542  
D. 237,257 10/1975 Schweizer ..... D9/542  
D. 243,657 3/1977 Strand ..... D9/404  
D. 243,659 3/1977 Plummer ..... D9/404  
D. 247,473 3/1978 Goettner ..... D9/542  
D. 252,671 8/1979 Strand ..... D9/404

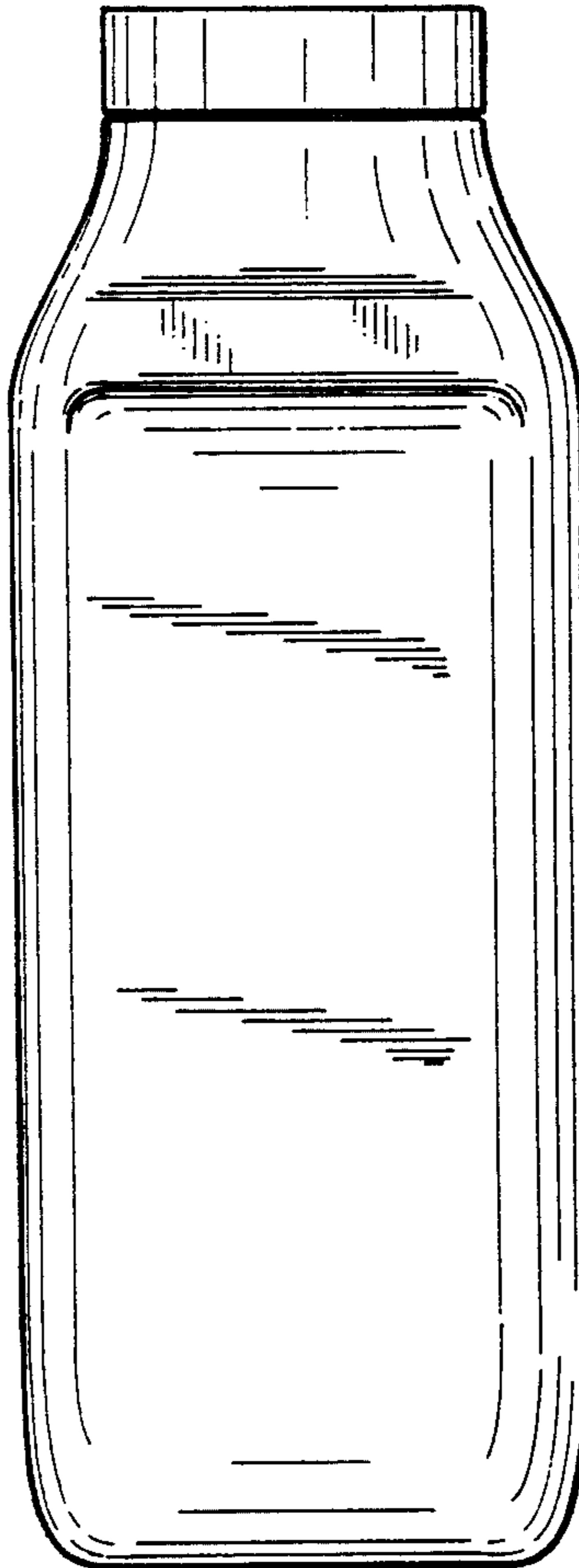


FIG. 1




FIG. 2

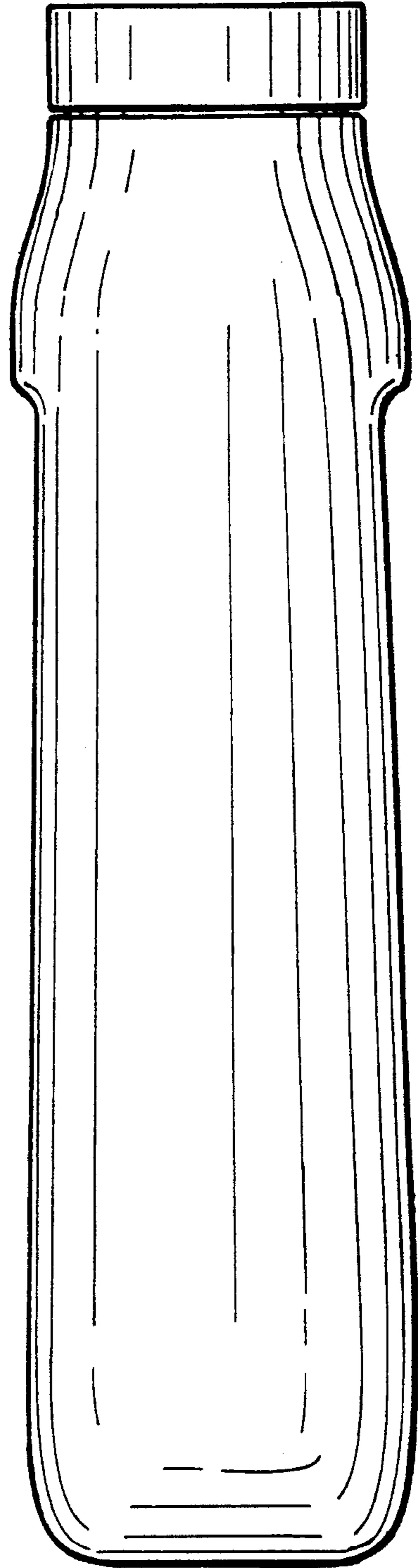


FIG. 3




FIG. 4

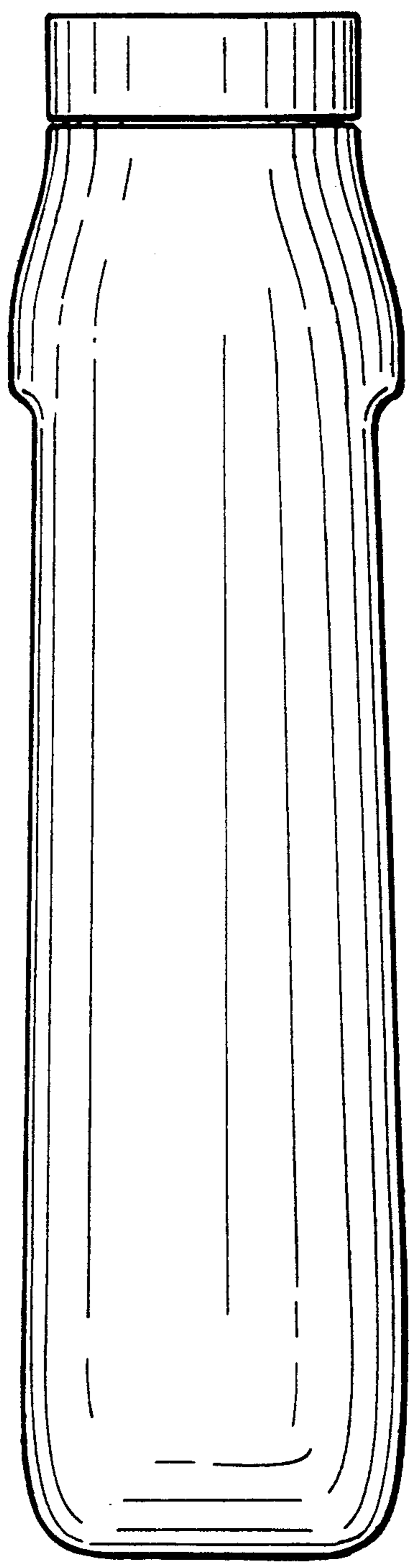


FIG. 5

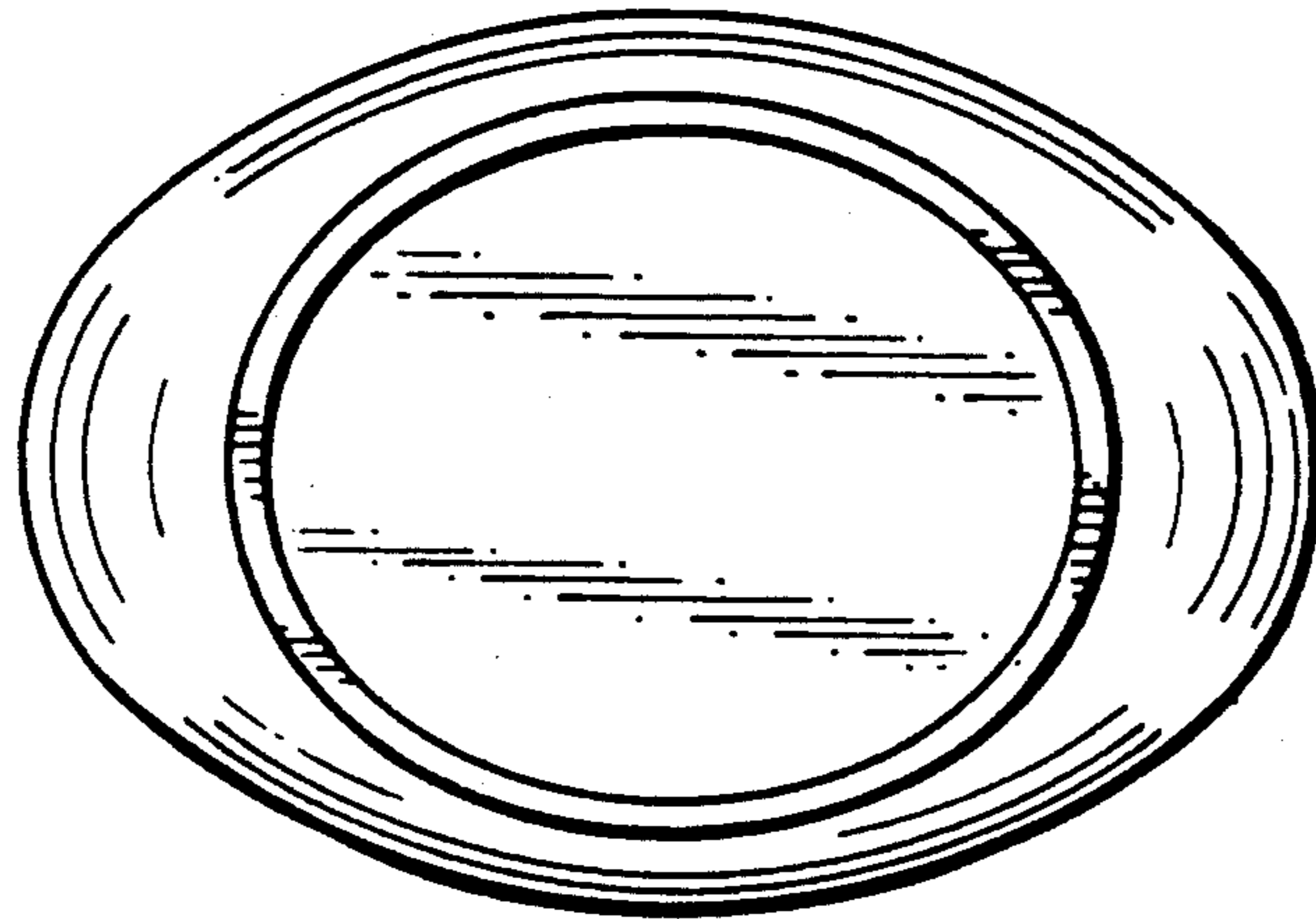


FIG. 6

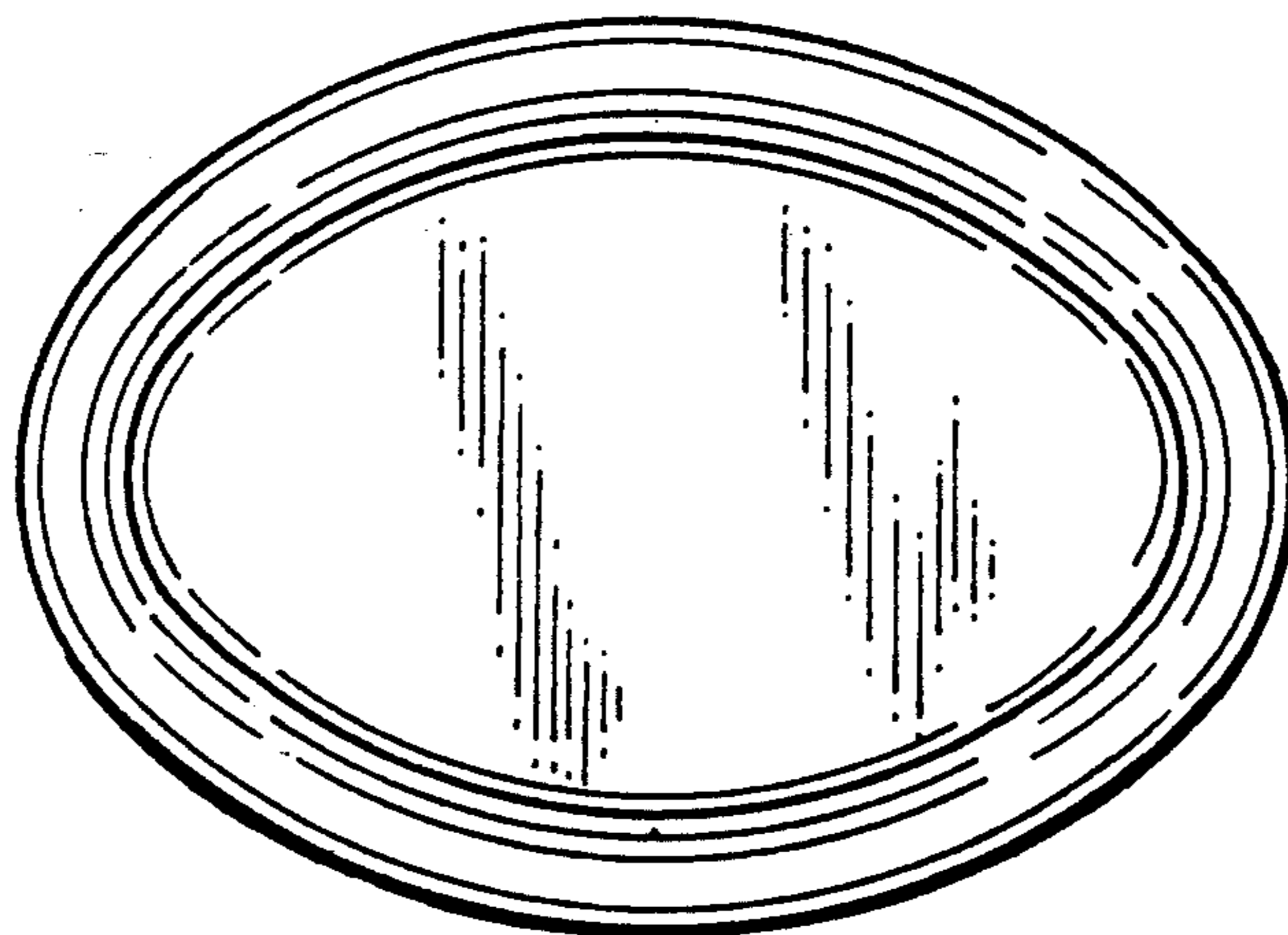


FIG. 7

