



US00D343782S

United States Patent [19]

Gromotka et al.

[11] Patent Number: **Des. 343,782**

[45] Date of Patent: **** Feb. 1, 1994**

[54] **SEALED LEVER LATCH**

[75] Inventors: **Gabriel Gromotka, Caledonia, N.Y.;**
Peter W. Bressler, Philadelphia, Pa.

[73] Assignee: **Southco, Inc., Concordville, Pa.**

[**] Term: **14 Years**

[21] Appl. No.: **932,013**

[22] Filed: **Aug. 18, 1992**

Related U.S. Application Data

- [63] Continuation-in-part of Ser. No. 838,313, Feb. 20, 1992.
- [52] U.S. Cl. **D8/331**
- [58] Field of Search **D8/330-331,**
D8/336-338, 344-345; 292/163, DIG. 11,
DIG. 12, DIG. 23, DIG. 32, 229, DIG. 31, 210

[56] **References Cited**

U.S. PATENT DOCUMENTS

- D. 318,606 7/1991 Weinerman et al. **D8/331**
- 3,250,558 5/1966 McClintock **292/229**
- 4,693,503 9/1987 Bisbing **292/210**
- 4,880,261 12/1989 Bisbing **292/7**
- 5,064,228 11/1991 Bisbing **292/54**

Primary Examiner—Brian N. Vinson

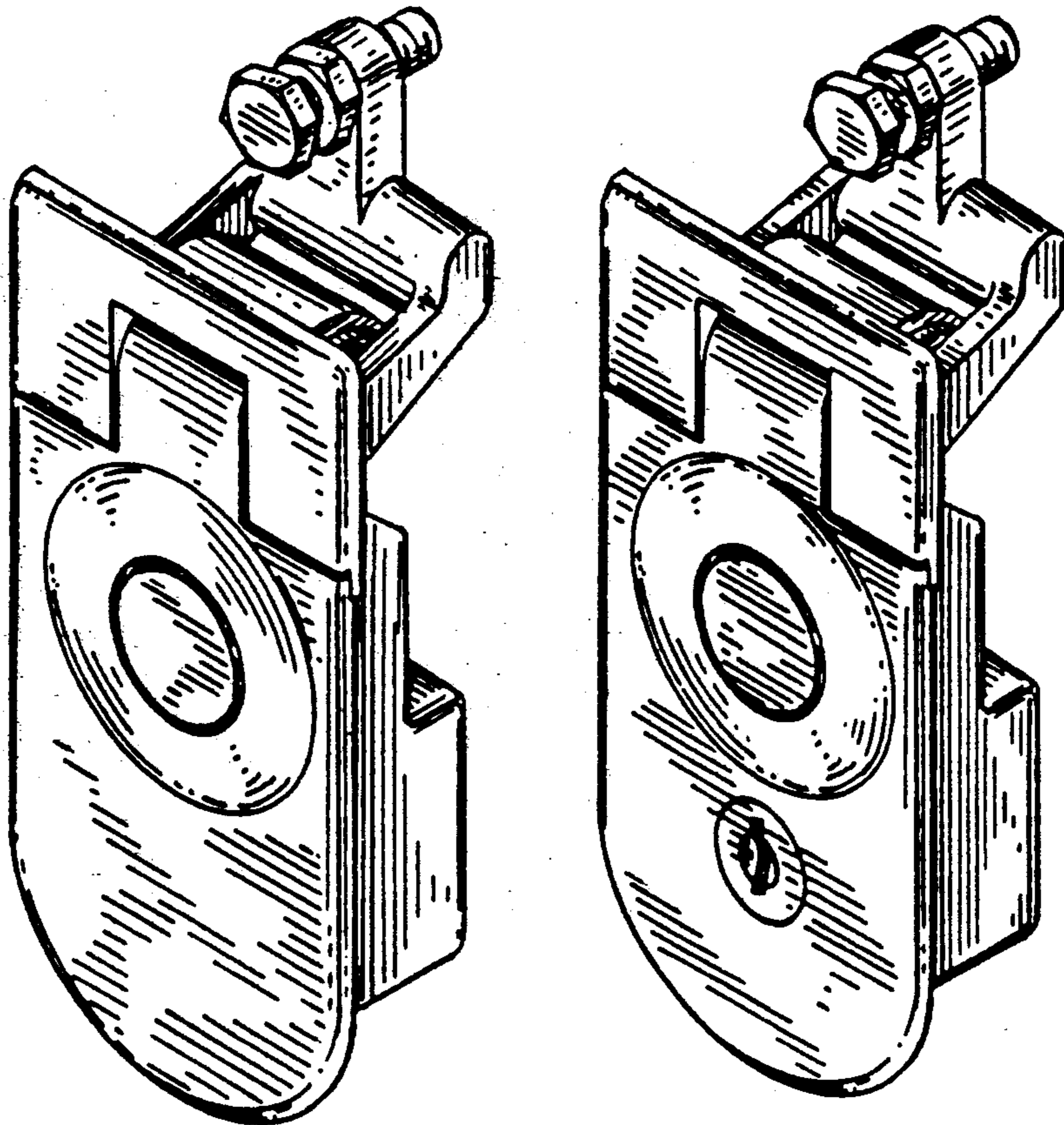
Attorney, Agent, or Firm—Paul & Paul

[57] **CLAIM**

The ornamental design for a sealed lever latch, as shown and described.

DESCRIPTION

FIG. 1 is a perspective view of a sealed lever latch embodying my design;
 FIG. 2 is a left side elevational view thereof;
 FIG. 3 is a front elevational view thereof;
 FIG. 4 is a right side elevational view thereof;
 FIG. 5 is a top view thereof;
 FIG. 6 is a bottom view thereof;
 FIG. 7 is a rear view thereof;
 FIG. 8 is a perspective view of a second embodiment of the invention embodying my design, the only difference residing in the inclusion of keyhole in the handle;
 FIG. 9 is a right side elevational view of a third embodiment of the invention embodying my design, the only difference residing in the inclusion of an extended arm portion, the left side being a mirror image of that shown; and,
 FIG. 10 is a right side elevational view of a fourth embodiment of the invention embodying my design, the only difference residing in the inclusion of an extended arm portion, the left side being a mirror image of that shown.



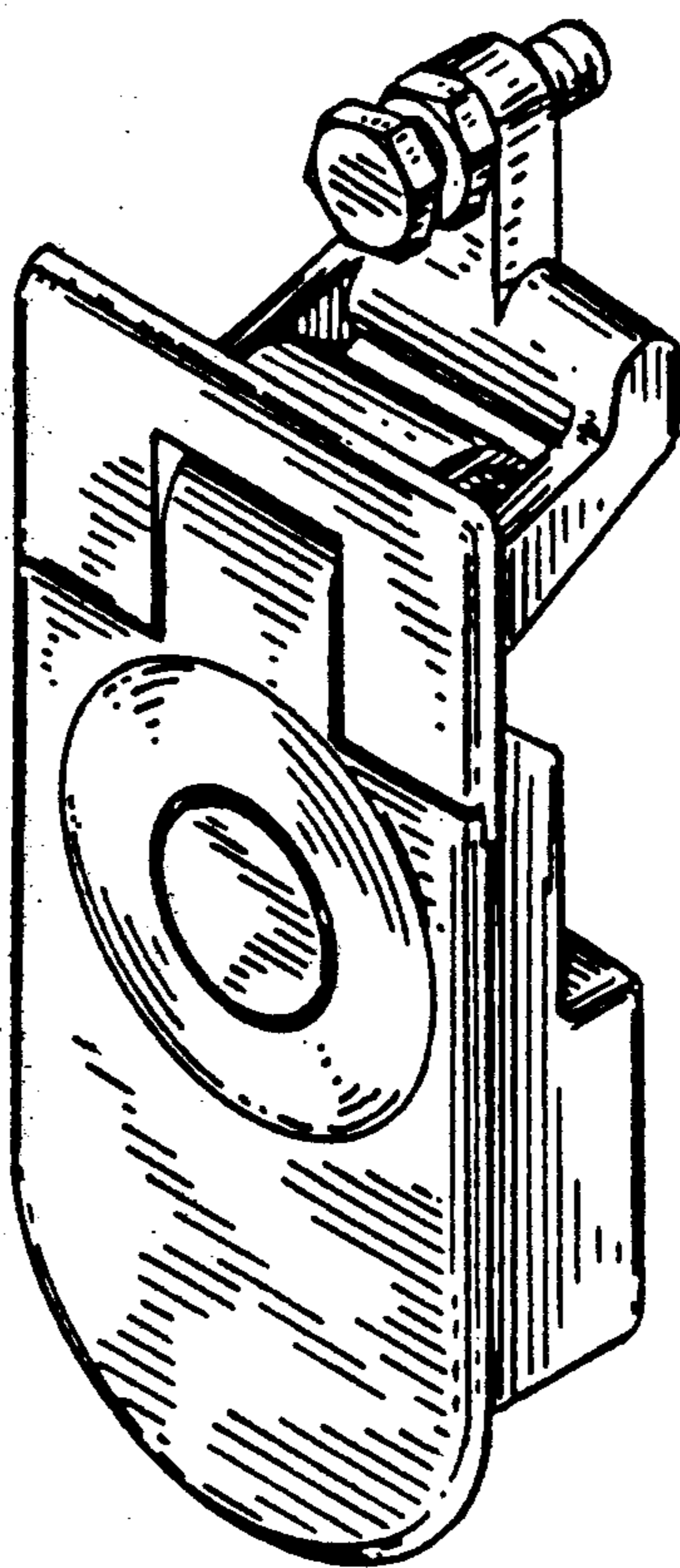


Fig. 1

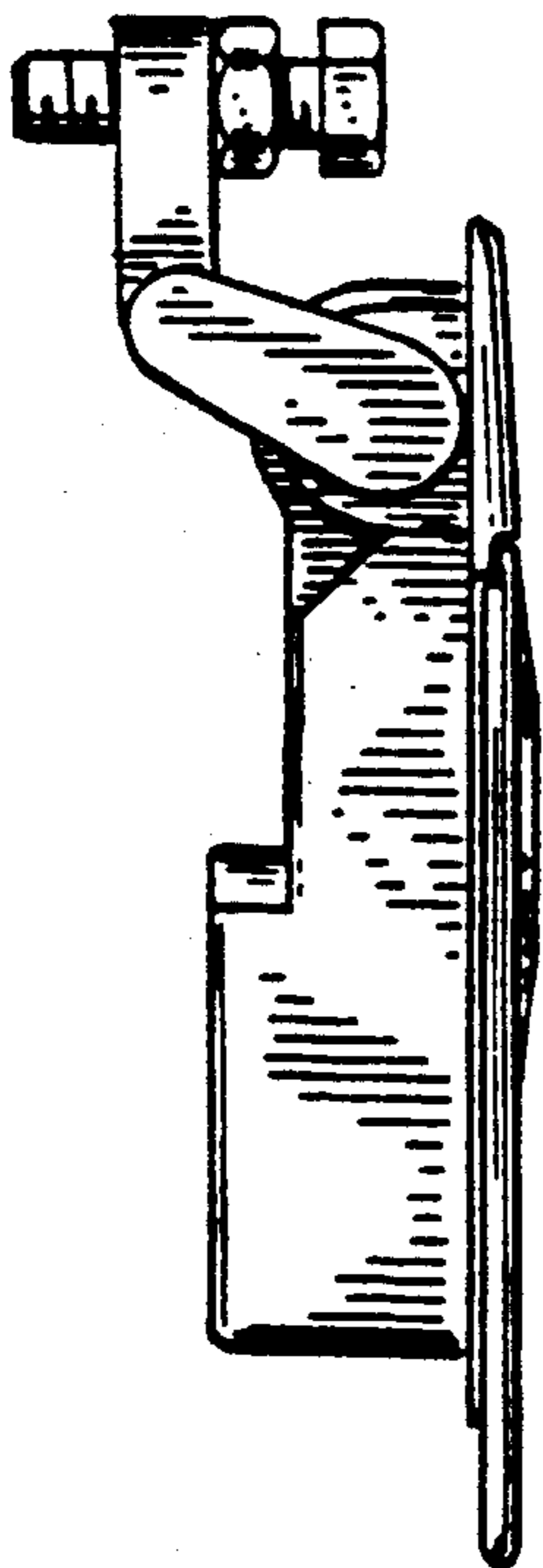


Fig. 2




Fig. 3




Fig. 4




Fig. 5




Fig. 6




Fig. 7




Fig. 8




Fig. 9

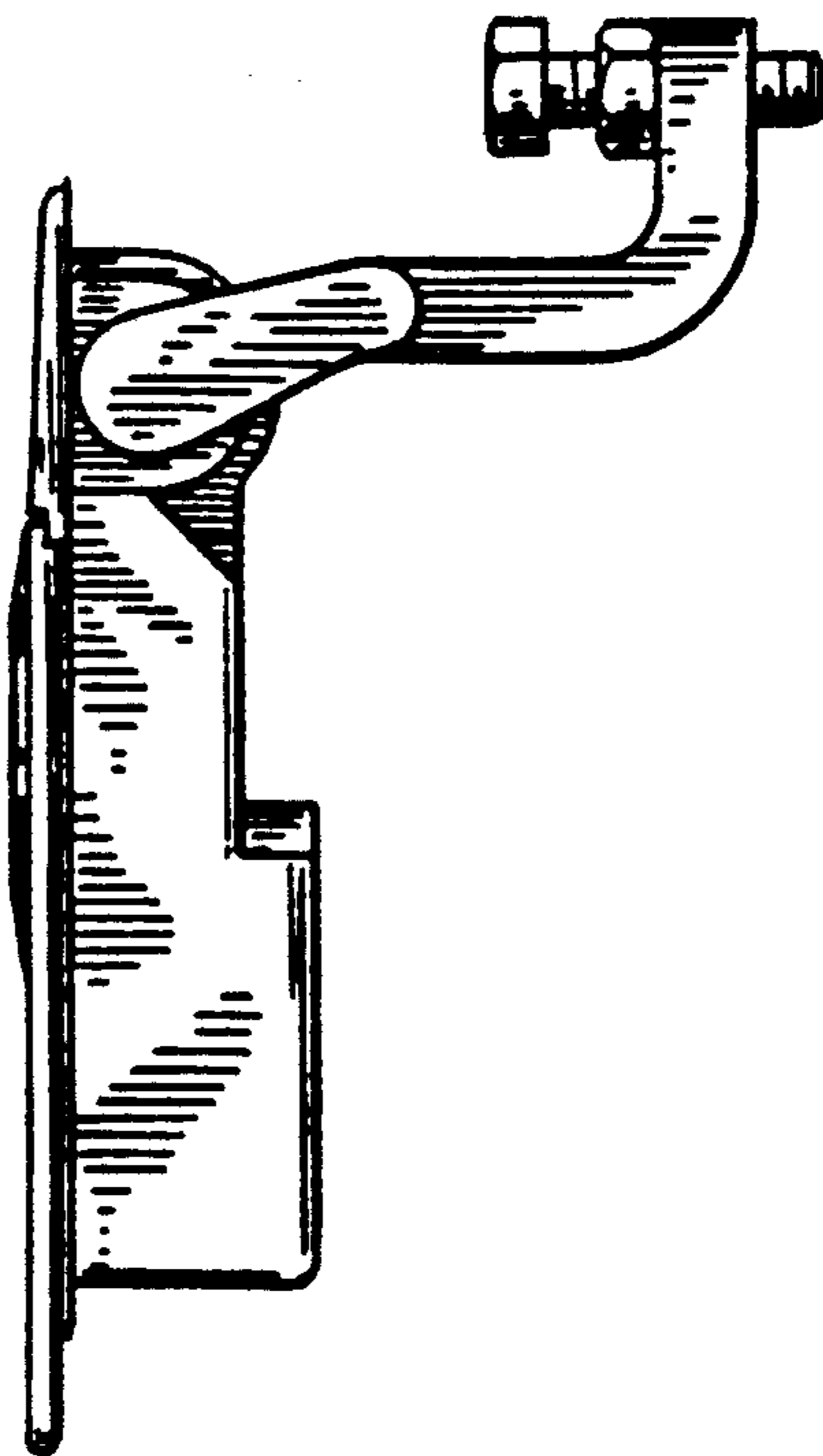


Fig. 10