



US00D343780S

United States Patent [19]

[11] Patent Number: **Des. 343,780**

Balbaugh, III

[45] Date of Patent: **** Feb. 1, 1994**

[54] **CHUCK ADAPTOR**

[76] Inventor: **Joseph A. Balbaugh, III**, 318 W. Johnson, Saginaw, Mich. 48604

[**] Term: **14 Years**

[21] Appl. No.: **746,592**

[22] Filed: **Aug. 19, 1991**

[52] U.S. Cl. **D8/70**

[58] Field of Search **D8/70, 61; 279/14, 144, 279/145, 146, 143; 408/239 R, 239 A, 703**

[56] **References Cited**

U.S. PATENT DOCUMENTS

D. 318,781 8/1991 Nishiki D8/70
4,514,117 4/1985 Scott 408/239 R

Primary Examiner—Alan P. Douglas
Assistant Examiner—J. H. Musgrove
Attorney, Agent, or Firm—S. Michael Bender

[57] **CLAIM**

The ornamental design for a chuck adaptor, as shown and described.

DESCRIPTION

FIG. 1 is a front elevational view of the chuck adaptor showing my new design;
FIG. 2 is a rear elevational view thereof;
FIG. 3 is a left side elevational view thereof;
FIG. 4 is a right side elevational view thereof;
FIG. 5 is a top plan view thereof; and,
FIG. 6 is a bottom plan view thereof.




FIG. 1




FIG. 2




FIG. 3

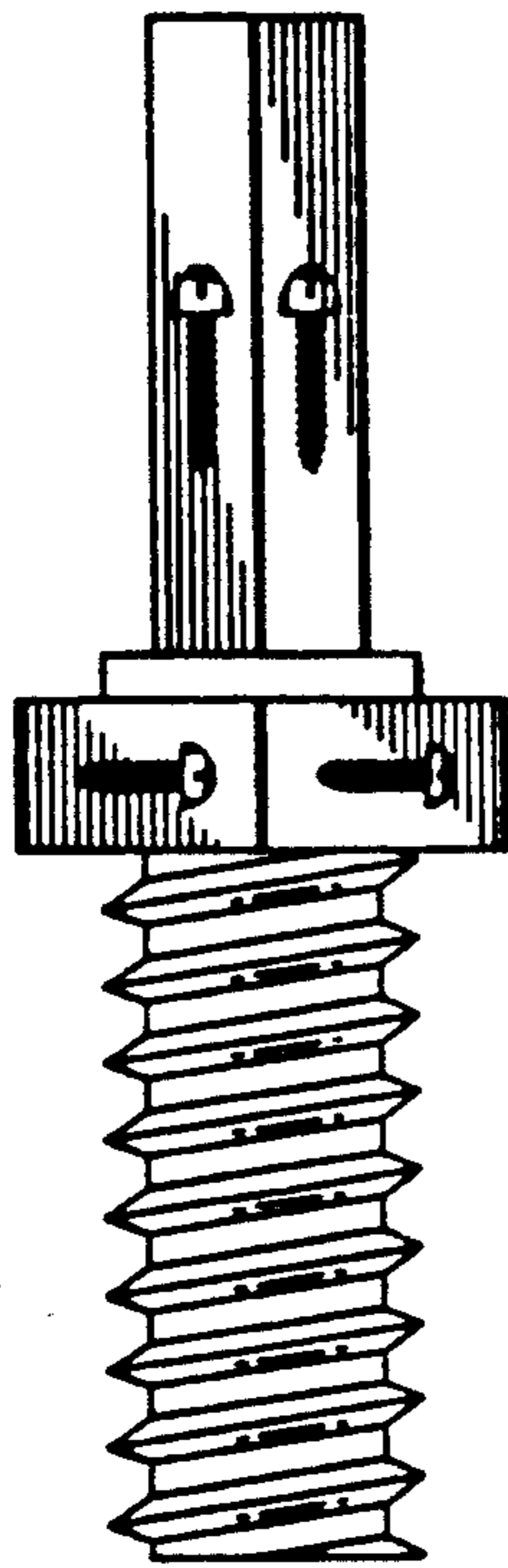


FIG. 4

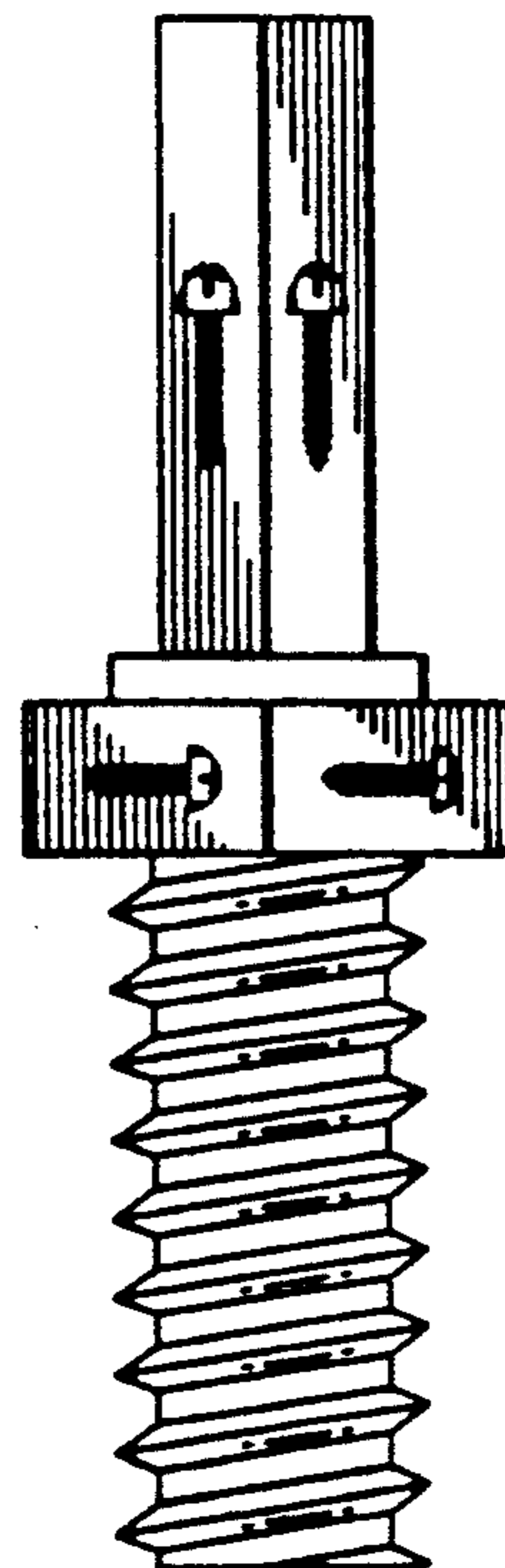


FIG. 5

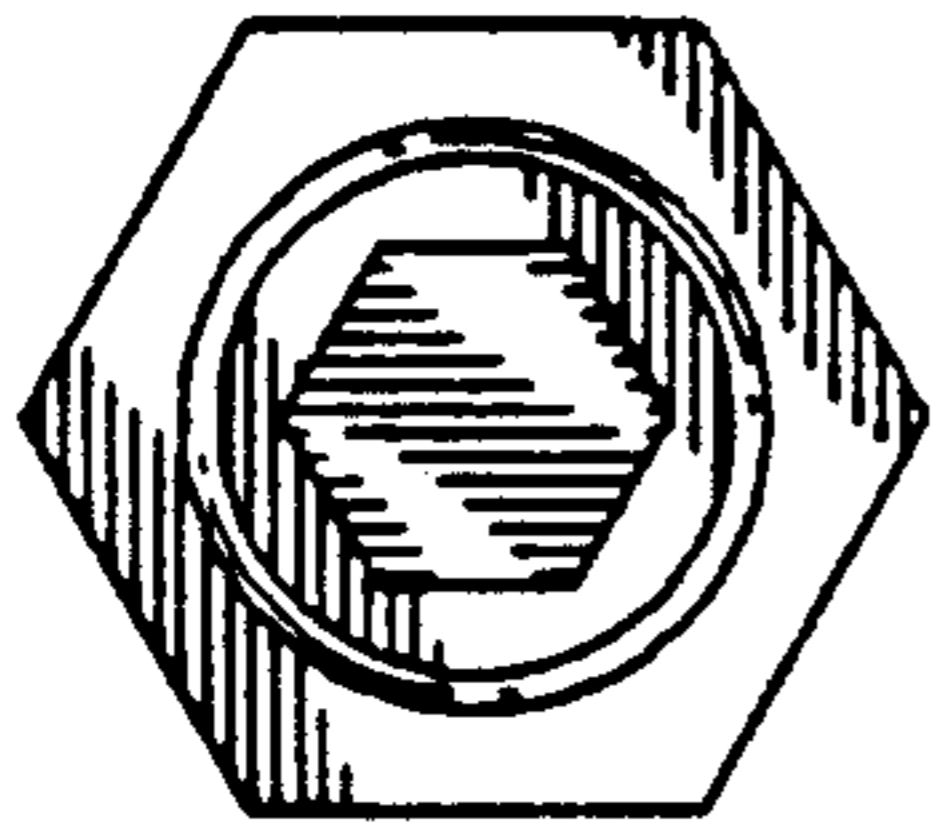


FIG. 6

