



US00D343779S

# United States Patent [19]

[11] Patent Number: **Des. 343,779**

**Imhoff**

[45] Date of Patent: **\*\* Feb. 1, 1994**

[54] **PLIERS**

[75] Inventor: **Joseph M. Imhoff**, El Paso County, Colo.

[73] Assignee: **Emerson Electric Co.**, St. Louis, Mo.

[\*\*] Term: **14 Years**

[21] Appl. No.: **612,244**

[22] Filed: **Nov. 13, 1990**

[52] U.S. Cl. .... **D8/52**

[58] Field of Search ..... **D8/22, 51, 52; 81/300, 81/302, 305, 306, 315, 316, 330, 355**

Snap-On Tool Catalog, 1989, p. 186, Pliers E.  
Crescent Tools, May 19, 1970, p. 97 Hardware Age Crestogrip Plier.  
True Craft Cat., 1975, p. 2, Drop Forged Pliers.

*Primary Examiner*—Melvin B. Feifer  
*Assistant Examiner*—Philip Hyder  
*Attorney, Agent, or Firm*—Polster, Lieder, Woodruff & Lucchesi

[57] **CLAIM**

The ornamental design for a pliers, as shown and described.

**DESCRIPTION**

FIG. 1 is a perspective view of a pliers showing my new design;  
FIG. 2 is a front elevational view thereof, with the jaw in an alternate position;  
FIG. 3 is a bottom plan view of FIG. 2;  
FIG. 4 is a front elevational view of FIG. 1;  
FIG. 5 is a top plan of FIG. 2;  
FIG. 6 is a bottom plan view of FIG. 2;  
FIG. 7 is a left side elevational view of FIG. 5; and,  
FIG. 8 is a right side elevational view of FIG. 5.  
The characteristic feature of my design resides in the flush rivet joint portion in combination with the particular pliers shown.

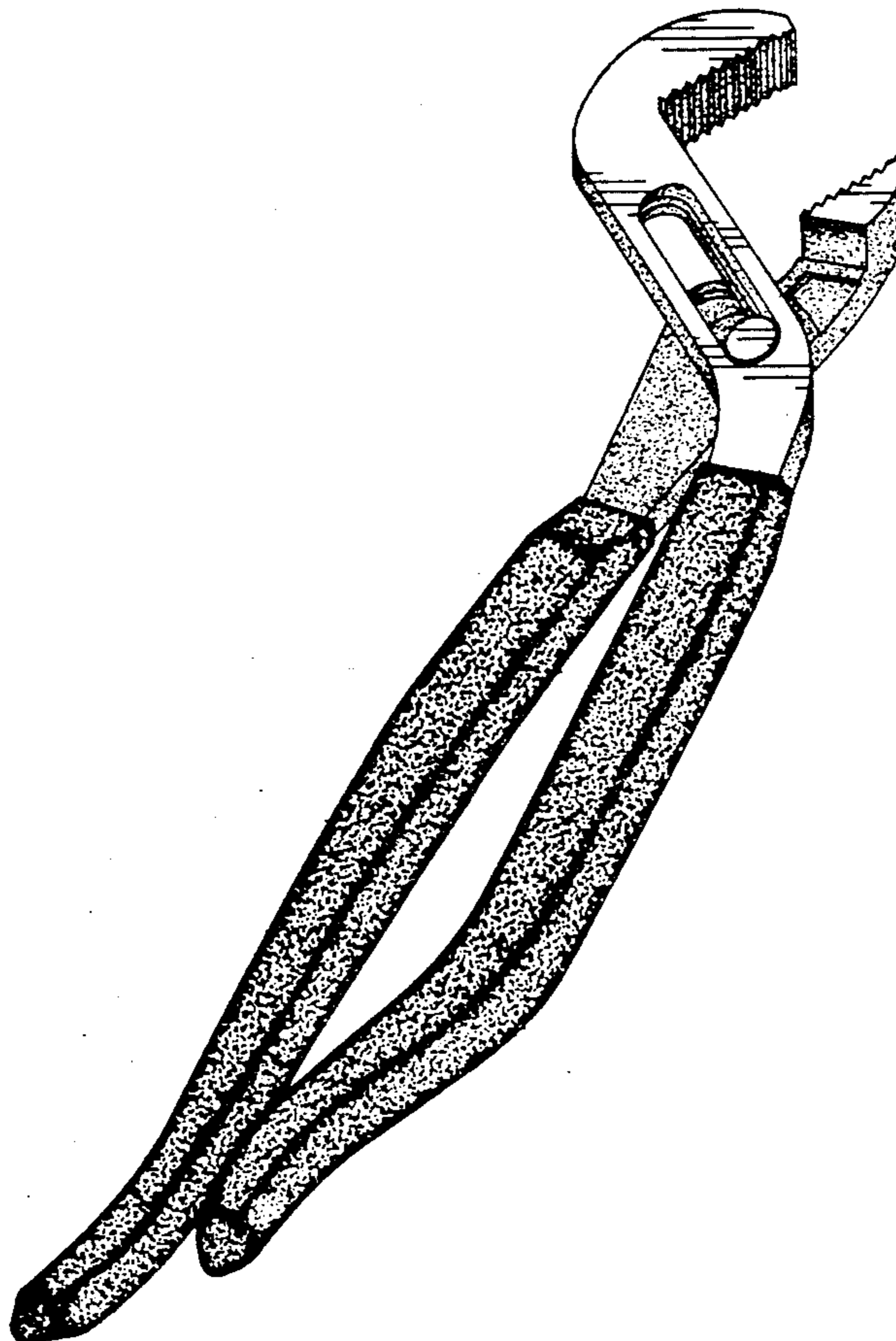
[56] **References Cited**

**U.S. PATENT DOCUMENTS**

D. 143,921	2/1946	Laird	.....	D8/52
D. 258,930	4/1981	Wahlberg	.....	D8/22
D. 283,198	4/1986	Sipotz	.....	D8/52
D. 297,802	9/1988	Himbert et al.	.....	D8/22
D. 312,199	11/1990	Dlugolecki	.....	D8/52
2,557,296	6/1951	Kress	.....	81/416
3,760,473	9/1973	Studdard	.....	7/125
3,894,451	7/1975	Putsch	.....	81/426
4,719,827	1/1988	Igarashi	.....	81/416

**OTHER PUBLICATIONS**

Sears Catalog, Printed 1989, p. 36, #13, Pliers.



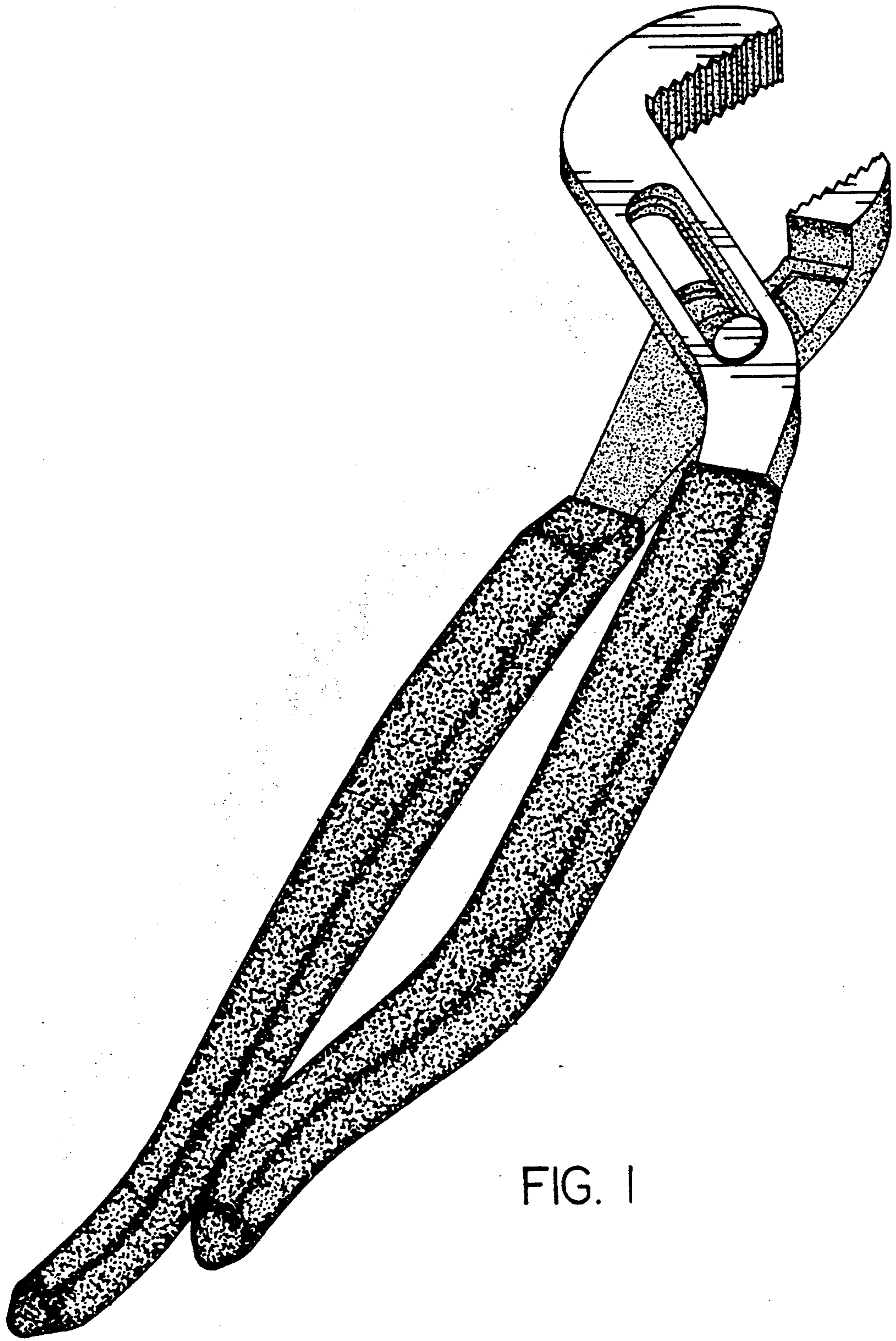


FIG. 1

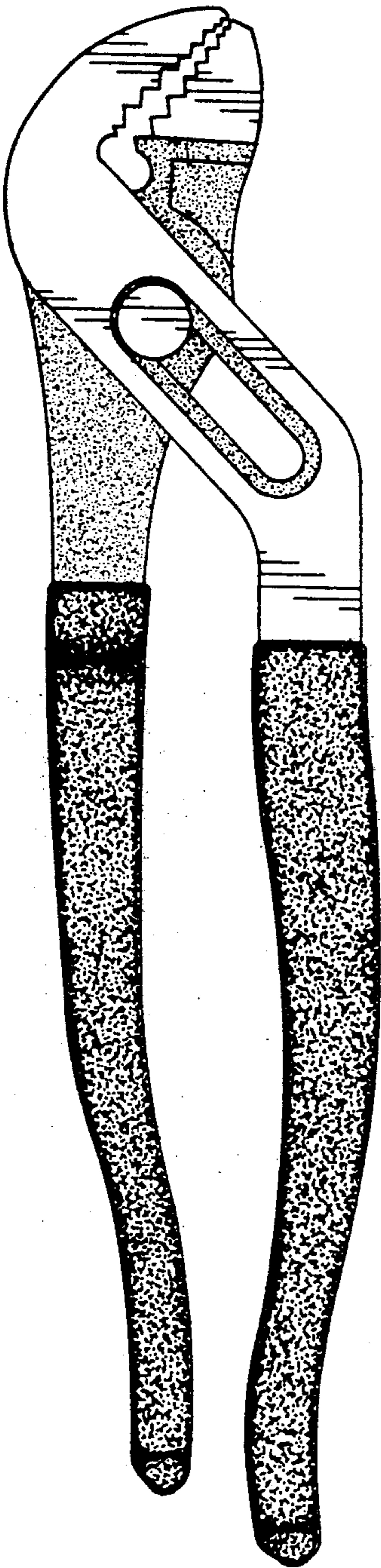


FIG. 2




FIG. 3

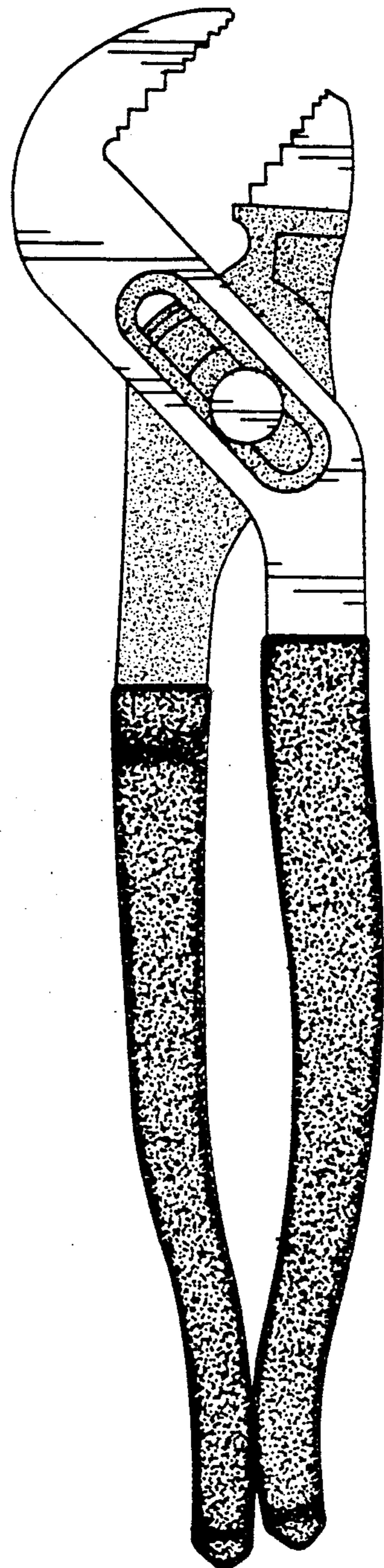


FIG. 4




FIG. 5




FIG. 6




FIG. 7



FIG. 8

UNITED STATES PATENT AND TRADEMARK OFFICE  
**CERTIFICATE OF CORRECTION**

PATENT NO. : Des. 343,779  
DATED : February 1, 1994  
INVENTOR(S) : Joseph M. Imhoff, et al

It is certified that error appears in the above-identified patent and that said Letters Patent is hereby corrected as shown below:

On the title page "(75) Inventor: Joseph M. Imhoff, El Paso County, Colo.";  
Should be -- (75) Inventor: Joseph M. Imhoff, Waukesha, Wisconsin  
Christopher S. Keenan, Colorado Springs, Colo. --

Signed and Sealed this  
Twenty-fourth Day of May, 1994

Attest:



BRUCE LEHMAN

Attesting Officer

Commissioner of Patents and Trademarks