



US00D343758S

# United States Patent [19]

[11] Patent Number: **Des. 343,758**

Beeren

[45] Date of Patent: **\*\* Feb. 1, 1994**

[54] **COFFEE MAKER**

D. 336,207 6/1993 Brookshire ..... D7/309  
4,920,868 5/1990 Gehrmann ..... 99/279

[75] Inventor: **Aloysius J. M. Beeren, Haren, Netherlands**

[73] Assignee: **U.S. Philips Corporation, New York, N.Y.**

[\*\*] Term: **14 Years**

[21] Appl. No.: **10,801**

[22] Filed: **Jan. 27, 1993**

### OTHER PUBLICATIONS

Cafecino HFD Apr. 1987 p. 120 Kitchen Electrics.  
Rowenta Filtermatic Form 96 1981/1982 p. 80.  
Conair Cuisine Apr. 1987 HFD p. 11.  
Oster thermal coffeemaker (#1) p. 270 of 1986-1987 Science Merchandise catalog.  
Coffeemaker Plus by J.C. Penny, Industrial Design p. 23, May/June, 1978.  
New Drip Coffeemaker (3383-001) Merchandising wk p. 29 Jan 13, 1975.

### Related U.S. Application Data

[63] Continuation of Ser. No. 567,445, Aug. 14, 1990, abandoned.

### [30] Foreign Application Priority Data

Mar. 28, 1990 [WO] World Int. Prop. O. ... DM/016.273  
[52] U.S. Cl. .... **D7/309; D7/311**  
[58] Field of Search ..... **D7/300, 305, 306, 307, D7/308, 309, 310, 311, 312, 313; 99/275, 279**

*Primary Examiner*—Alan P. Douglas  
*Assistant Examiner*—Marianne N. Pandozzi  
*Attorney, Agent, or Firm*—Jack E. Haken

### [57] CLAIM

The ornamental design for a coffee maker, as shown.


### DESCRIPTION

FIG. 1 is a perspective view showing my new design; FIG. 2 is a front elevational view thereof; FIG. 3 is a rear elevational plan view thereof; FIG. 4 is a right side elevational view thereof; FIG. 5 is a left side elevational view thereof; FIG. 6 is a top plan view thereof; and, FIG. 7 is a bottom plan view thereof.

### [56] References Cited

#### U.S. PATENT DOCUMENTS

D. 299,608 1/1989 Knöchner ..... D7/309  
D. 299,998 2/1989 Seiffert ..... D7/311 X  
D. 304,410 11/1989 Tsuji ..... D7/309  
D. 319,167 8/1991 Adams et al. .... D7/308 X






FIG. 1

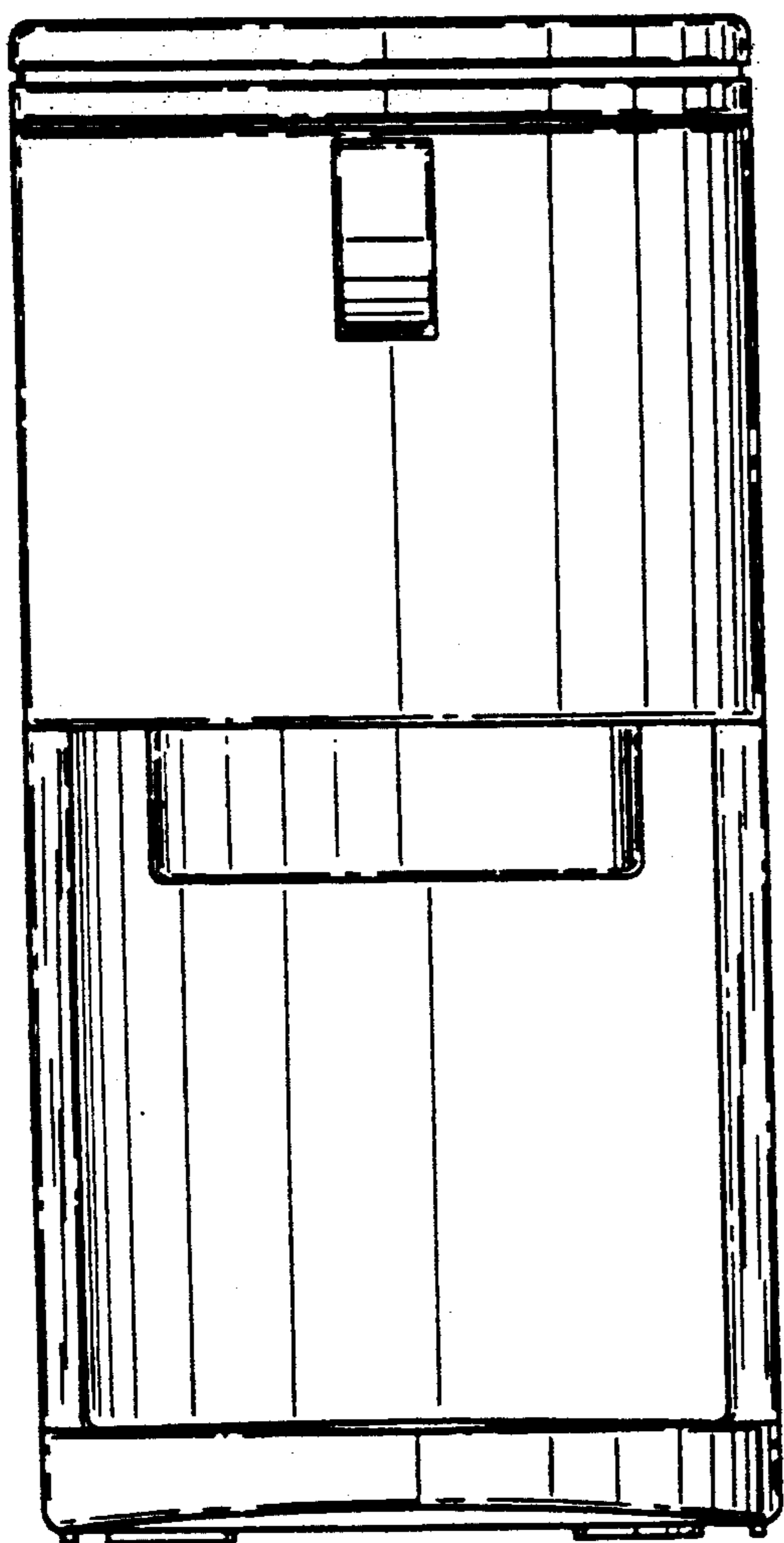


FIG. 2




FIG. 3

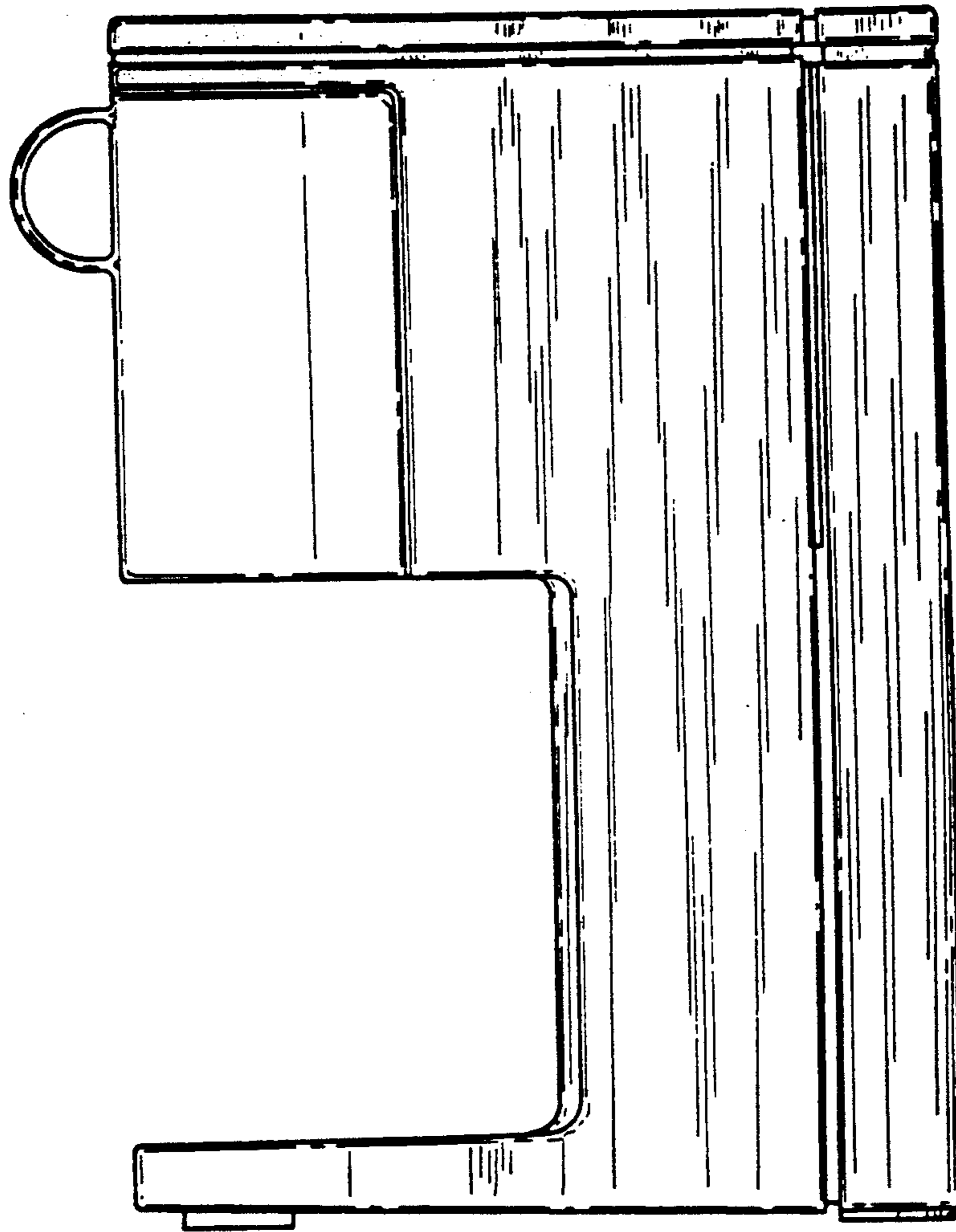


FIG. 4

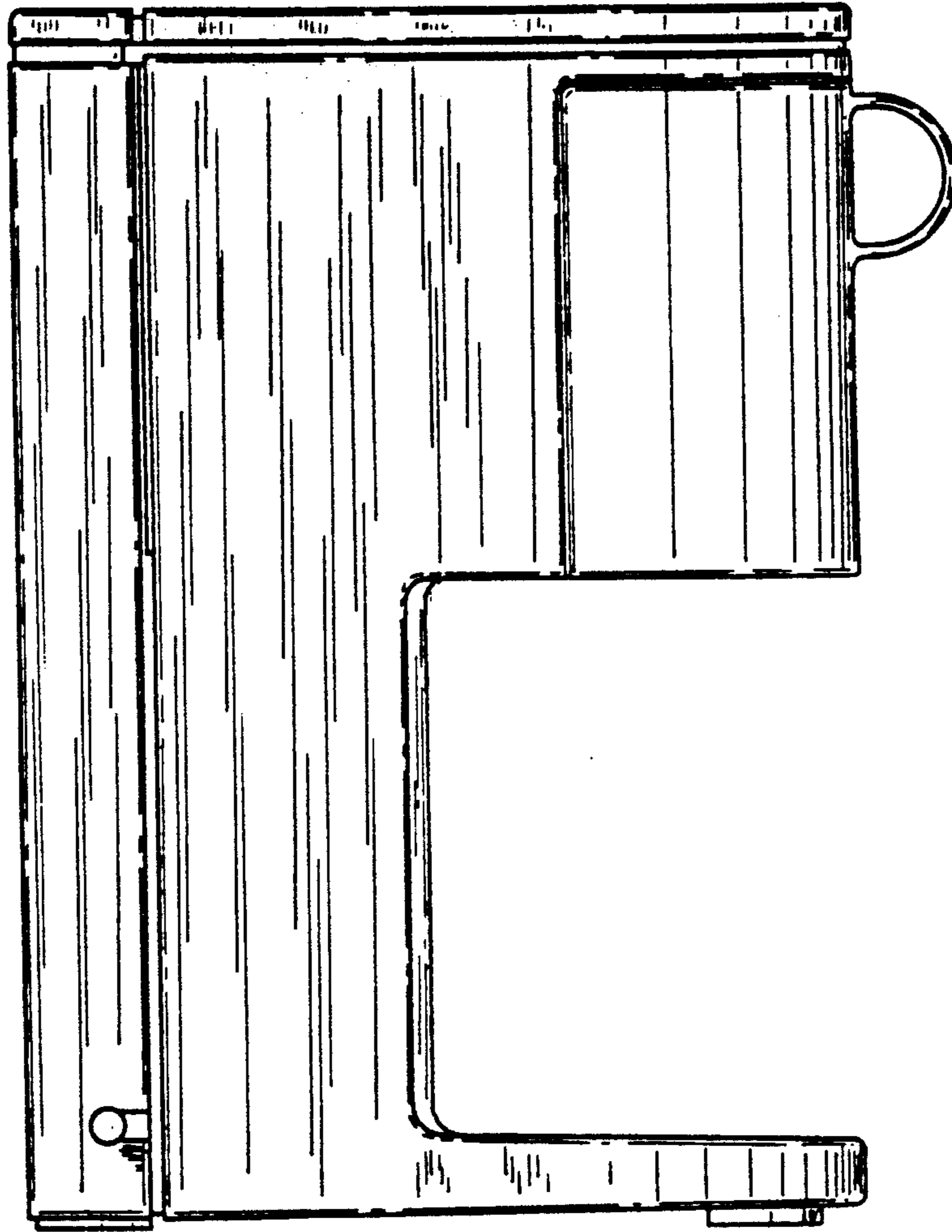


FIG. 5

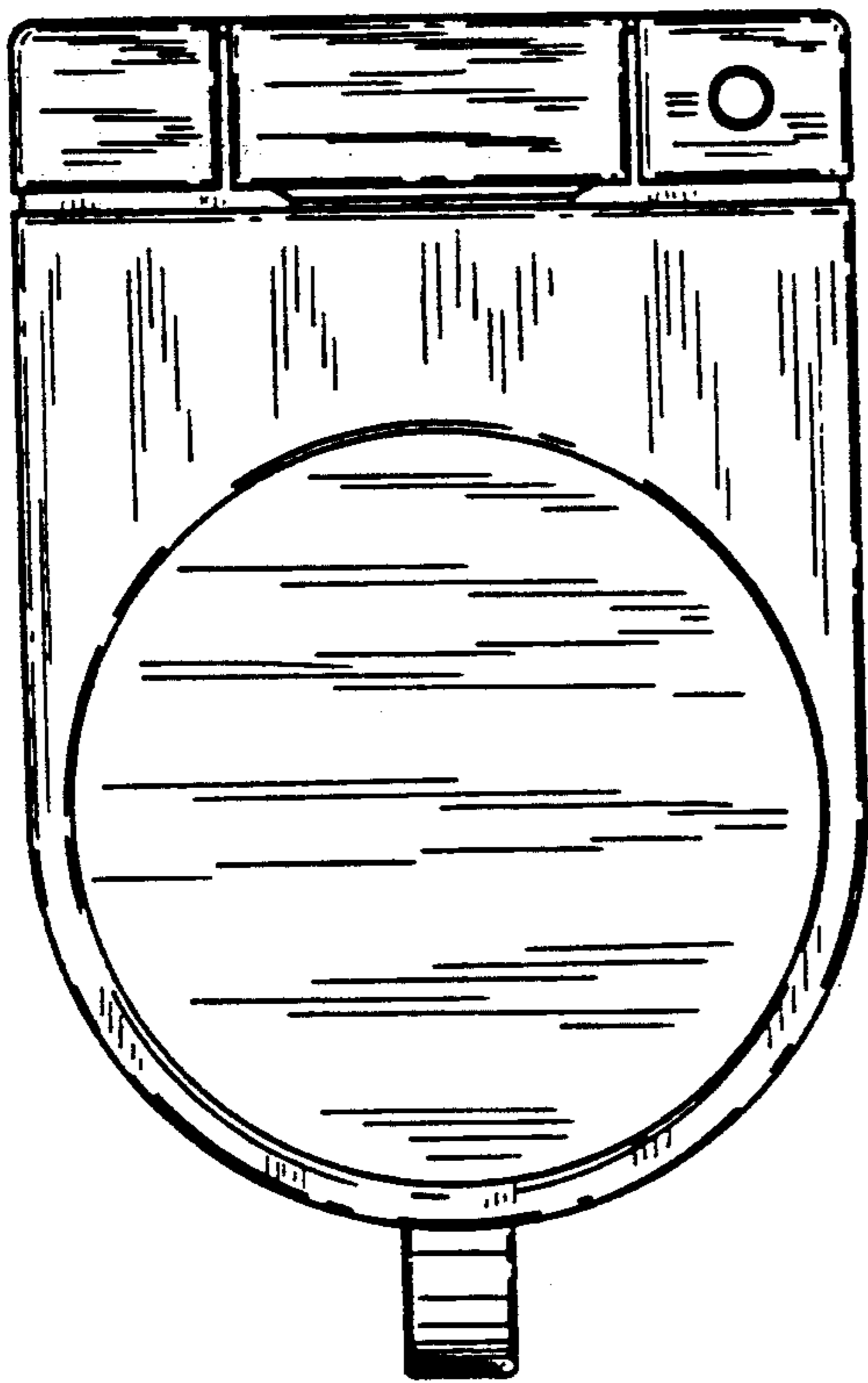


FIG. 6

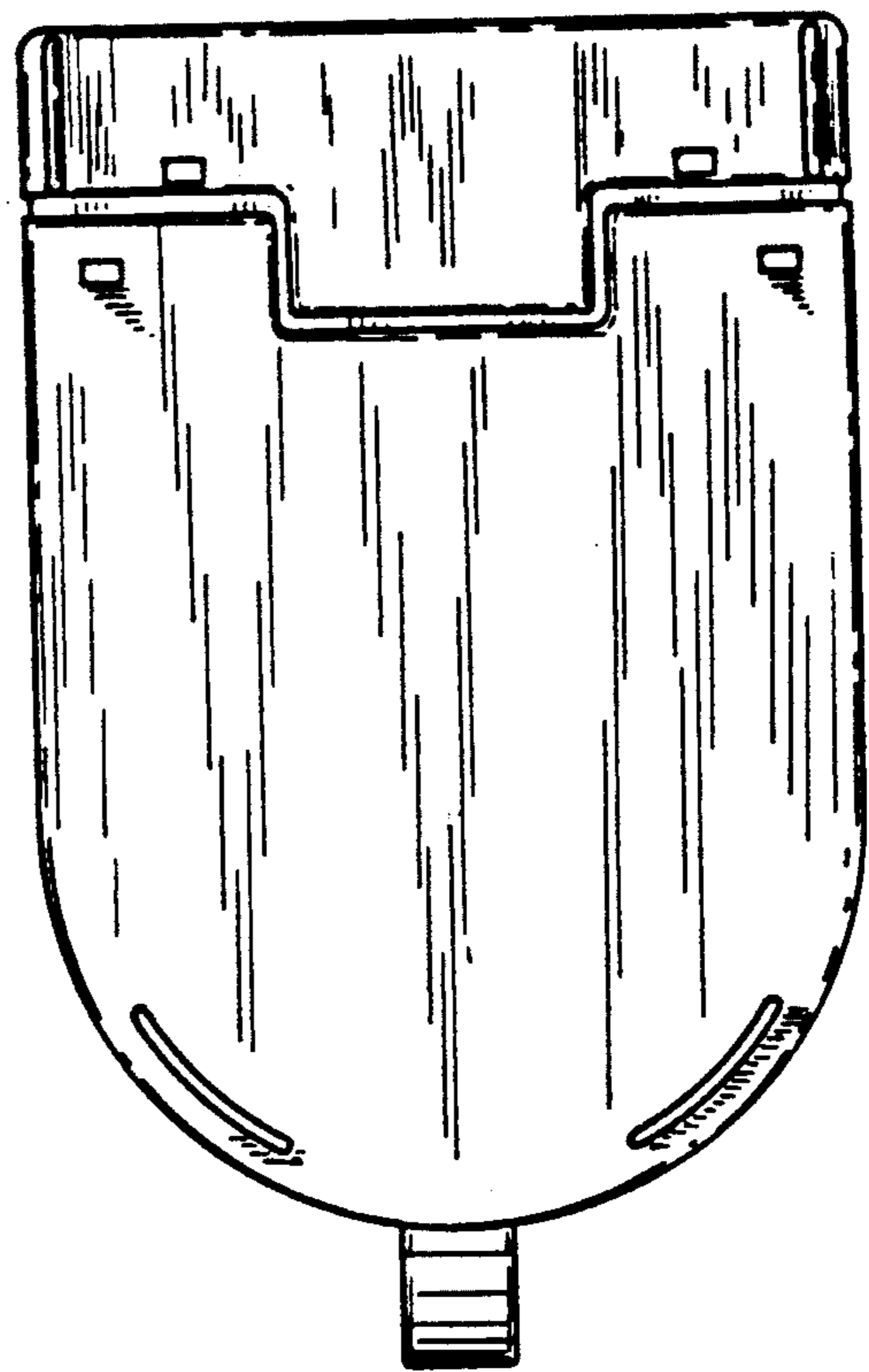


FIG. 7