



US00D343744S

United States Patent [19] Keller

[11] Patent Number: Des. 343,744

[45] Date of Patent: ** Feb. 1, 1994

[54] DRESSER

[75] Inventor: H. Thomas Keller, High Point, N.C.

[73] Assignee: Vaughan Furniture Company, Inc., Galax, Va.

[**] Term: 14 Years

[21] Appl. No.: 867,805

[22] Filed: Apr. 10, 1992

[52] U.S. Cl. D6/444

[58] Field of Search D6/432-448, D6/426; 312/223, 224, 204

[56] References Cited

U.S. PATENT DOCUMENTS

- D. 10,310 11/1877 Crawford .
- D. 23,928 1/1895 Rice D6/444 X
- D. 47,127 3/1915 Whitson .
- D. 54,634 3/1920 Kramer D6/439 X
- D. 63,771 1/1924 Cameron .
- D. 63,773 1/1924 Cameron .
- D. 65,562 9/1924 De Vries D6/434
- D. 65,769 10/1924 Bockstege D6/426
- D. 90,511 8/1933 Shaw D6/444 X
- D. 109,983 6/1938 Hickerson .
- D. 109,985 6/1938 Hickerson .
- D. 242,679 12/1976 Adkinson .
- D. 265,031 6/1982 Aulbert et al. .
- D. 265,155 6/1982 Brant D6/438
- D. 321,438 11/1991 Pauer et al. .

OTHER PUBLICATIONS

"Breckenridge" by Burlington ©1982; dresser and mirror unit on page.

"Vintage" by Burlington ©1982 p. 4; dresser and wing mirror on page.

"Lantern Hills" by Burlington ©1983; dresser and mirror unit on page.

"Shady Grove" by Burlington ©1983; dresser and mirror unit on page.

Drexel Catalog, Crosswinds Collection, p. 5 Oct. 1974.

Primary Examiner—Carmen H. Vales-Lado
Attorney, Agent, or Firm—Rhodes, Coats & Bennett

[57] CLAIM

The ornamental design for a dresser, as shown and described.

DESCRIPTION

FIG. 1 is a perspective view of a dresser showing my new design;

FIG. 2 is a front elevational view thereof;



FIG. 3 is a left side elevational view, the right side being a mirror image thereof;

FIG. 4 is a perspective of a second embodiment of the dresser shown in FIG. 1;

FIG. 5 is a front elevational view thereof; and,

FIG. 6 is a left side elevational view, the right side being a mirror image thereof.

The rear of both embodiments are flat and unornamented.



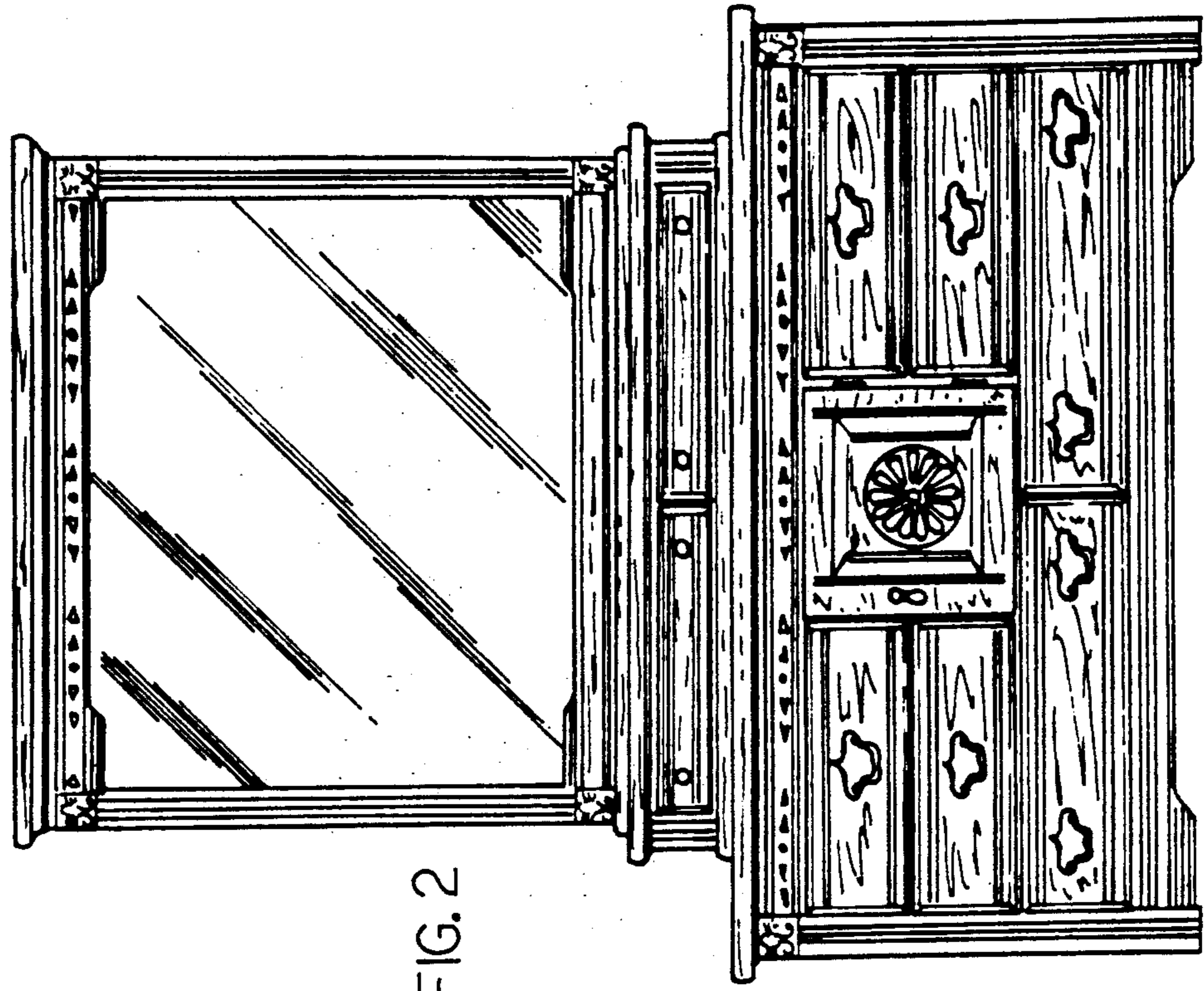


FIG. 2




FIG. 1




FIG. 4




FIG. 3

FIG. 6




FIG. 5

