



US00D343726S

United States Patent [19]

[11] Patent Number: **Des. 343,726**

Kawasaki

[45] Date of Patent: **** Feb. 1, 1994**

[54] **SHOE SOLE**

[76] Inventor: **Toshiaki Kawasaki**, 13-14, 2 Chome, Nago-Cho, Nagata-ku, Kobe City, Japan

[**] Term: **14 Years**

[21] Appl. No.: **657,735**

[22] Filed: **Feb. 20, 1991**

[52] U.S. Cl. **D2/960**

[58] Field of Search **D2/264, 265, 274, 311, D2/317-323; 36/25 R, 28, 29, 30 R, 32 R, 59 R, 59 C, 83, 84, 89, 100-107, 112-114, 132, 136**

[56] **References Cited**

U.S. PATENT DOCUMENTS

- D. 291,941 9/1987 Peterson D2/320
- D. 292,540 11/1987 Cheskin D2/320

- D. 293,501 1/1988 Kiyosawa D2/320
- D 308,748 6/1990 Arai D2/320
- D. 309,371 7/1990 Kayano D2/320
- 3,169,327 2/1965 Fukuoka D2/320 X

*Primary Examiner—Louis S. Zarfes
Attorney, Agent, or Firm—Weingram & Zall*

[57] **CLAIM**

The ornamental design for a shoe sole, as shown.

DESCRIPTION

FIG. 1 is a left side view elevational view showing our new design for a shoe sole, the broken lines are for environmental purposes and do not constitute a part of our new design;

FIG. 2 is a right side elevational view thereof;

FIG. 3 is a bottom plane view thereof;

FIG. 4 is a top plane view thereof;

FIG. 5 is a front elevational view thereof; and,

FIG. 6 is a rear elevational view thereof.

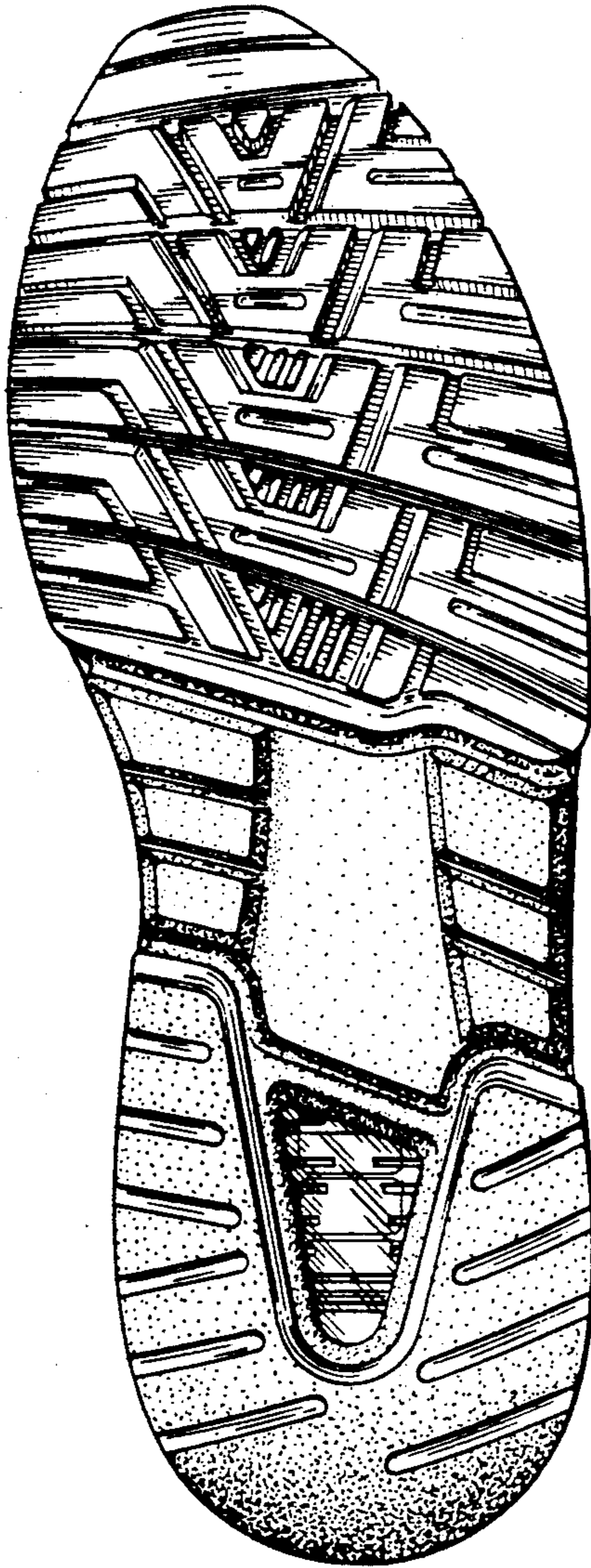


FIG-1

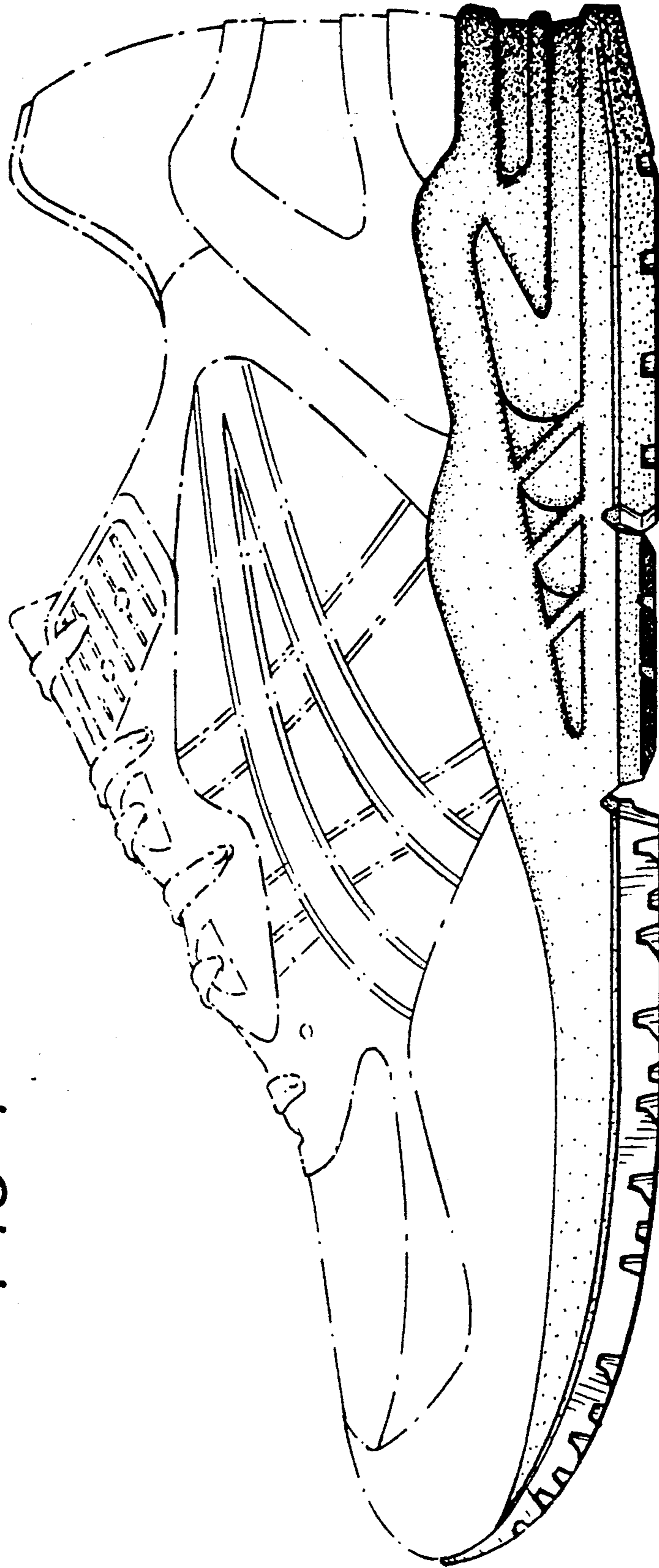


FIG-2

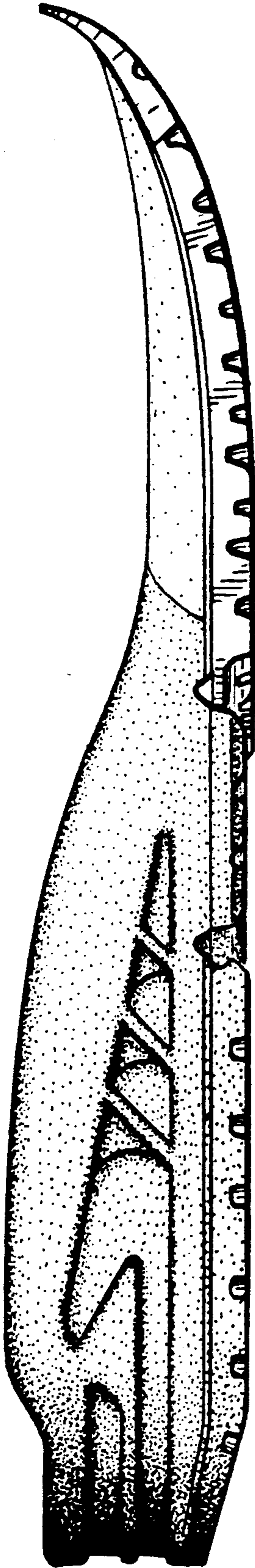


FIG-3

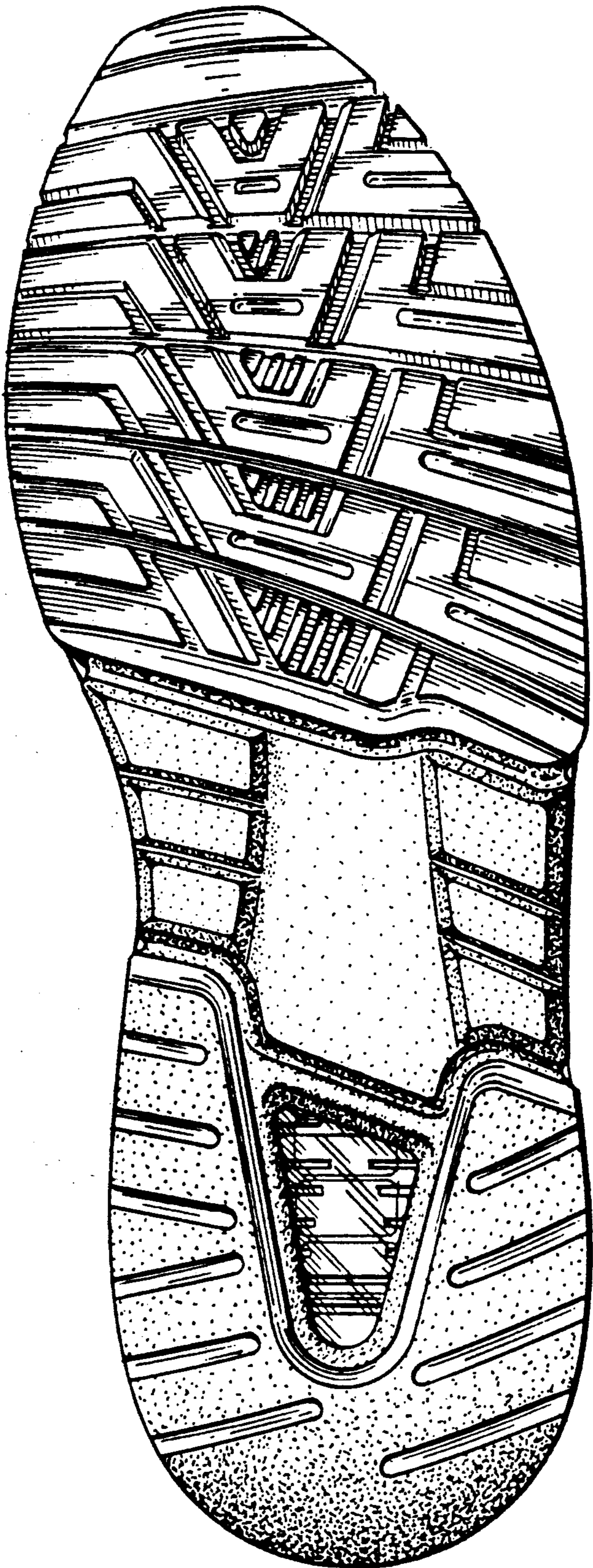


FIG-4

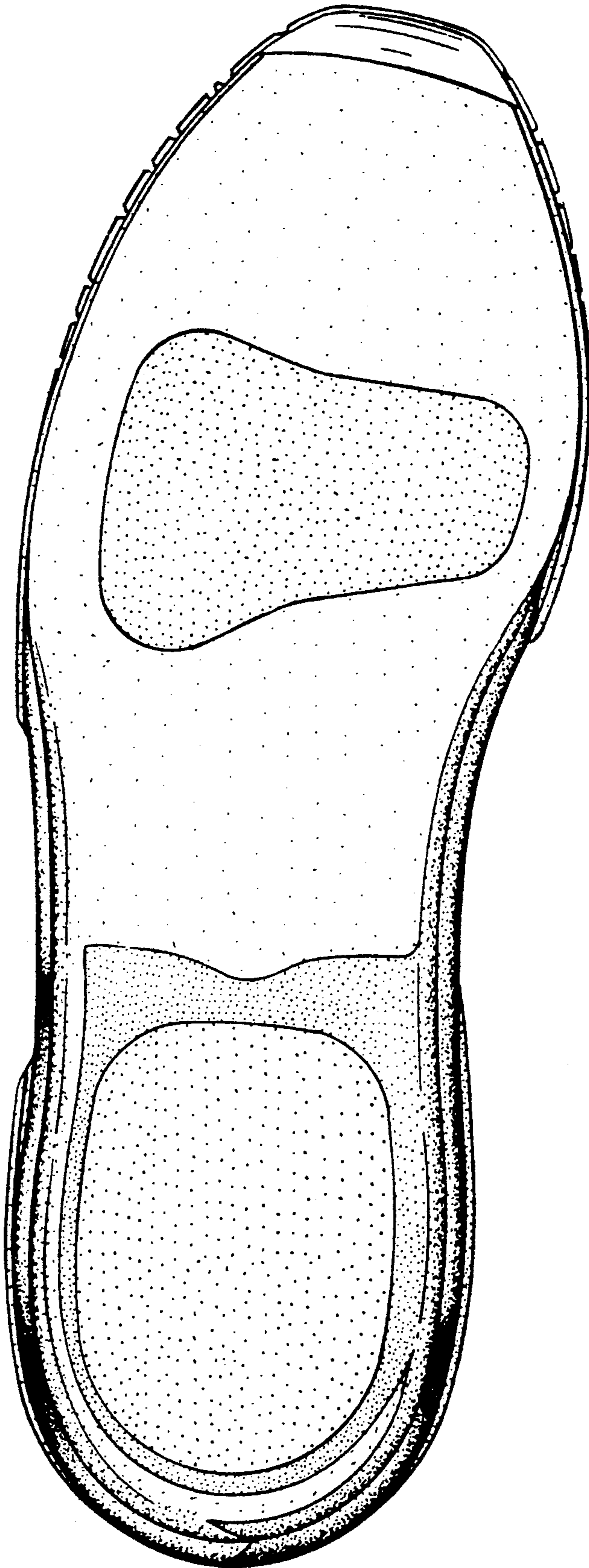


FIG-5




FIG-6

