



US00D343724S

United States Patent [19] Smith

[11] Patent Number: **Des. 343,724**
[45] Date of Patent: **** Feb. 1, 1994**

[54] SHOE UPPER

[75] Inventor: **Wilson W. Smith, Beaverton, Oreg.**

[73] Assignee: **Nike, Inc., Beaverton, Oreg.**

[**] Term: **14 Years**

[21] Appl. No.: **6,259**

[22] Filed: **Mar. 23, 1993**

[52] U.S. Cl. **D2/969**

[58] Field of Search **D2/264, 265, 272, 308-315;**
36/45, 83, 84, 89, 100-107, 112-114, 117, 132,
136

[56] References Cited

U.S. PATENT DOCUMENTS

D. 265,521	7/1982	Vermonet	D2/309
D. 283,173	4/1986	Malone	D2/309
D. 301,935	7/1989	Jonah	D2/309
D. 318,944	7/1991	Lucas	D2/314
D. 319,918	9/1991	Hatfield	D2/310 X
D. 322,710	12/1991	Allen	D2/309 X
D. 325,812	5/1992	Hatfield	D2/310 X
D. 330,626	11/1992	McDonald et al.	D2/309 X
D. 330,966	11/1992	Aveni	D2/314
D. 330,968	11/1992	Smith, III	D2/310 X
D. 331,484	12/1992	Feller	D2/314
D. 331,827	12/1992	Coley et al.	D2/314
D. 332,522	1/1993	Hatfield et al.	D2/275 X
D. 332,689	1/1993	Worthington	D2/309 X
D. 333,032	2/1993	Hatfield	D2/309 X
D. 333,721	3/1993	Hatfield	D2/310 X
D. 334,649	4/1993	McDonald	D2/310 X
D. 336,358	6/1993	Hatfield	D2/315 X

FOREIGN PATENT DOCUMENTS

864069 1/1953 Fed. Rep. of Germany 36/117

OTHER PUBLICATIONS

Nike Fall '88 catalog, published Dec. 1987, pp. 24, 26, 50.

Nike Spring '89 catalog, published Jun. 1988; pp. 28, 62, 64, 66.

Nike Fall '89 catalog, published Dec. 1988, pp. 10, 22, 40, 56, 58.

Nike Spring '90 catalog, published Jun. 1989, pp. 22, 26, 40, 44, 56, 60.

Nike Fall '90 catalog, published Dec. 1989, pp. 22, 28, 32, 40 50, 52, 56, 62.

Nike Spring '91 catalog, published Jun. 1990, pp. 12, 42, 48, 54, 60.

Nike Fall '91 catalog, published Dec. 1990, pp. 14, 46, 56, 60, 62, 64, 66.

Nike Spring '92 catalog, published May 1991, pp. 36, 44, 52, 62, 64, 66, 70.

Nike Fall '92 catalog, published Dec. 1991, pp. 26, 38, 40, 46.

Primary Examiner—Louis S. Zarfes

Attorney, Agent, or Firm—Banner, Birch, McKie & Beckett

[57] CLAIM

The ornamental design for a shoe upper, as shown and described.

DESCRIPTION

FIG. 1 is an elevational view of one side of a shoe upper showing my new design;

FIG. 2 is an elevational view of the other side of a shoe upper as shown in FIG. 1;

FIG. 3 is a front elevational view of a shoe upper as shown in FIG. 1;

FIG. 4 is a rear elevational view of a shoe upper as shown in FIG. 1; and,

FIG. 5 is a top plan view thereof.

The broken line showing of a shoe sole in FIGS. 1-4 is for illustrative purposes and forms no part of the claimed design.

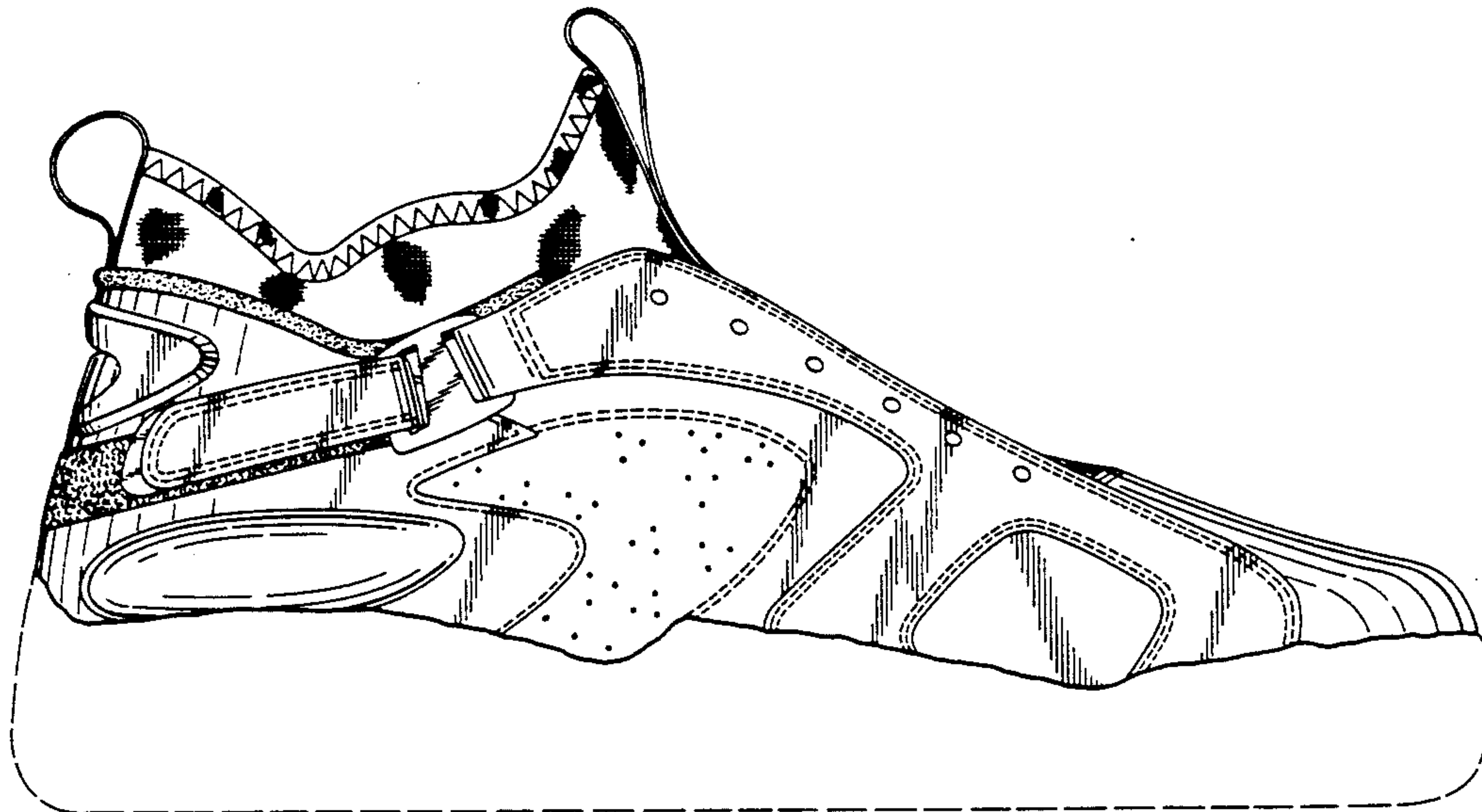
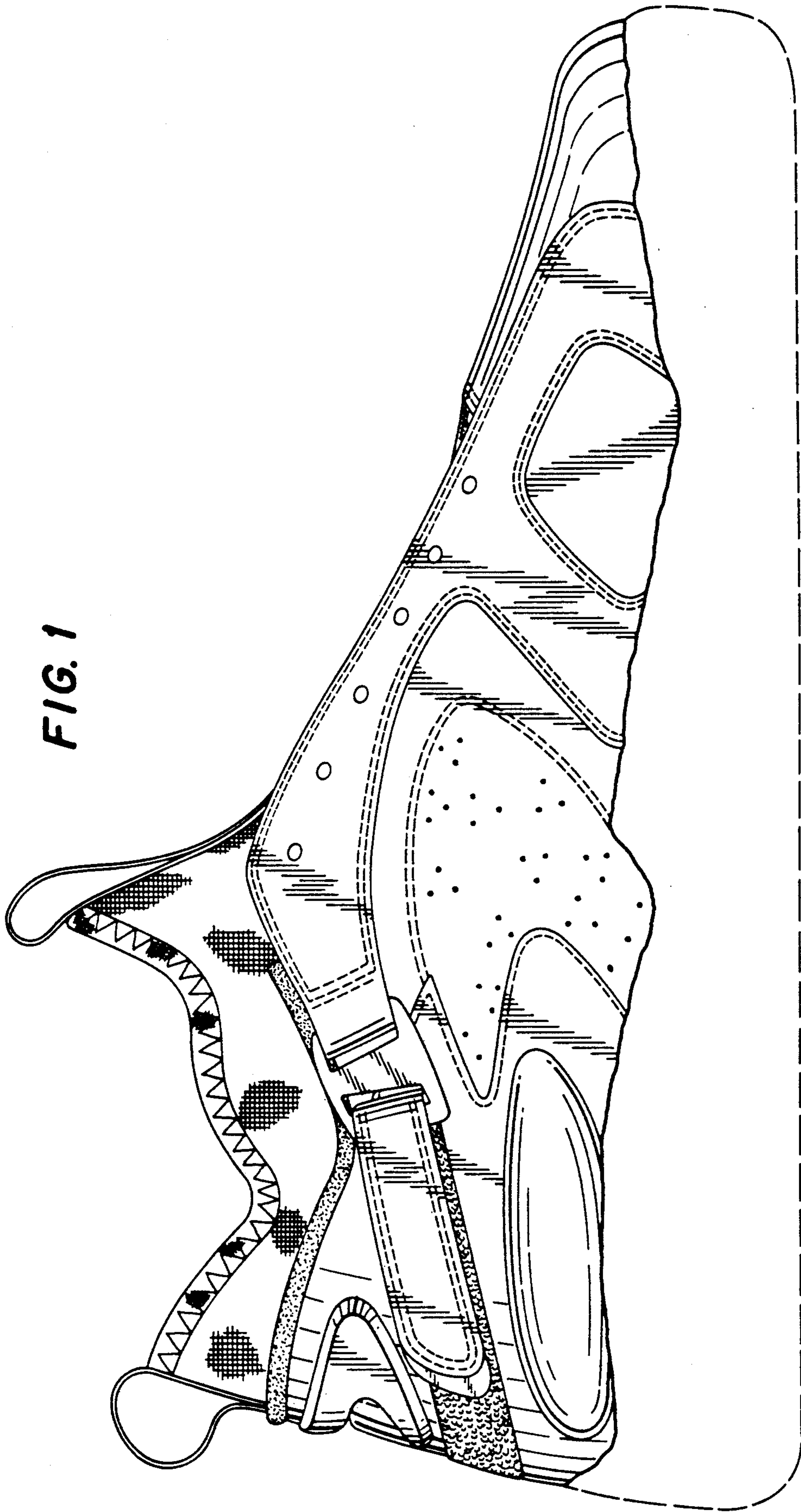


FIG. 1



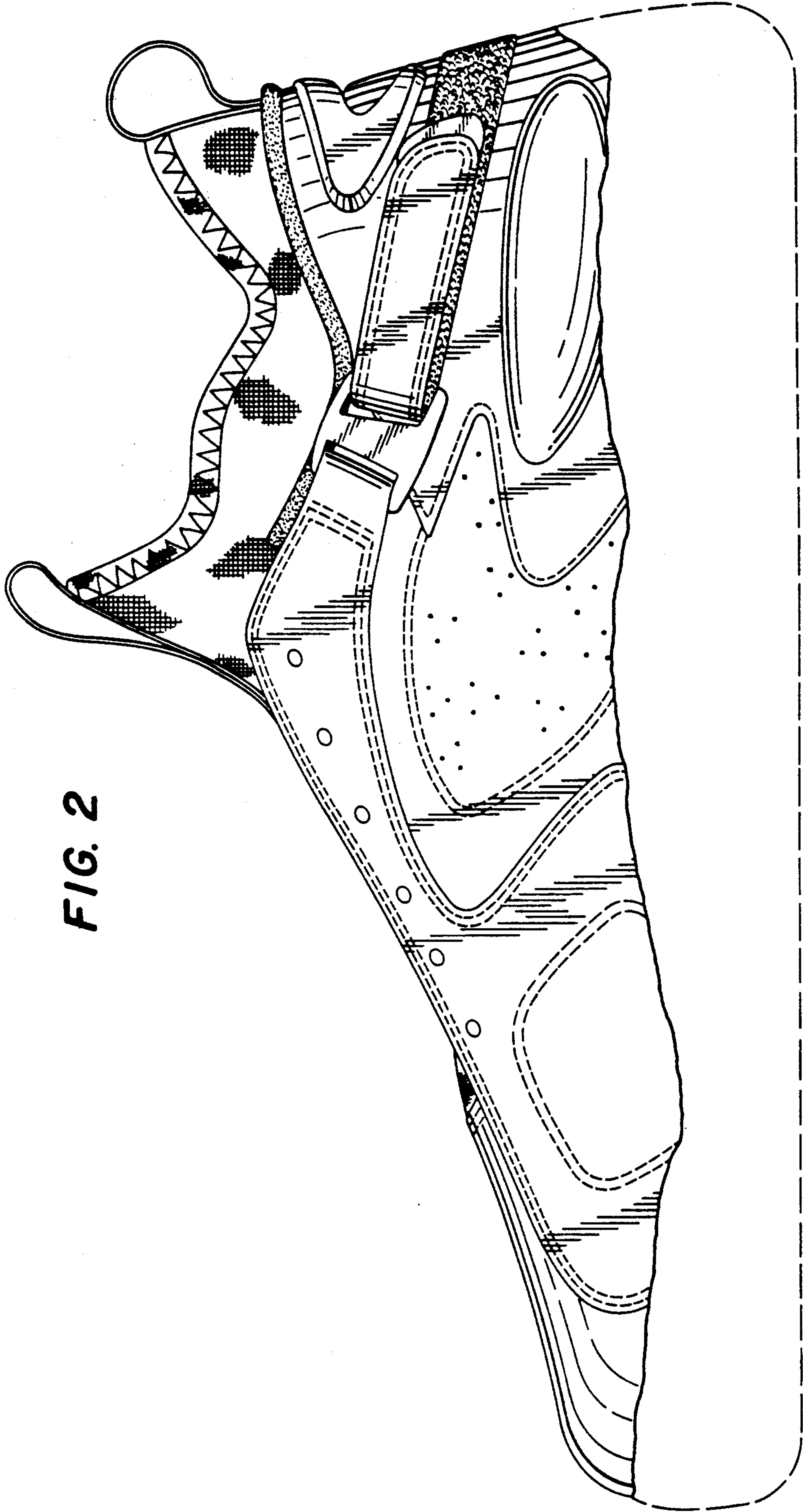


FIG. 2

FIG. 4

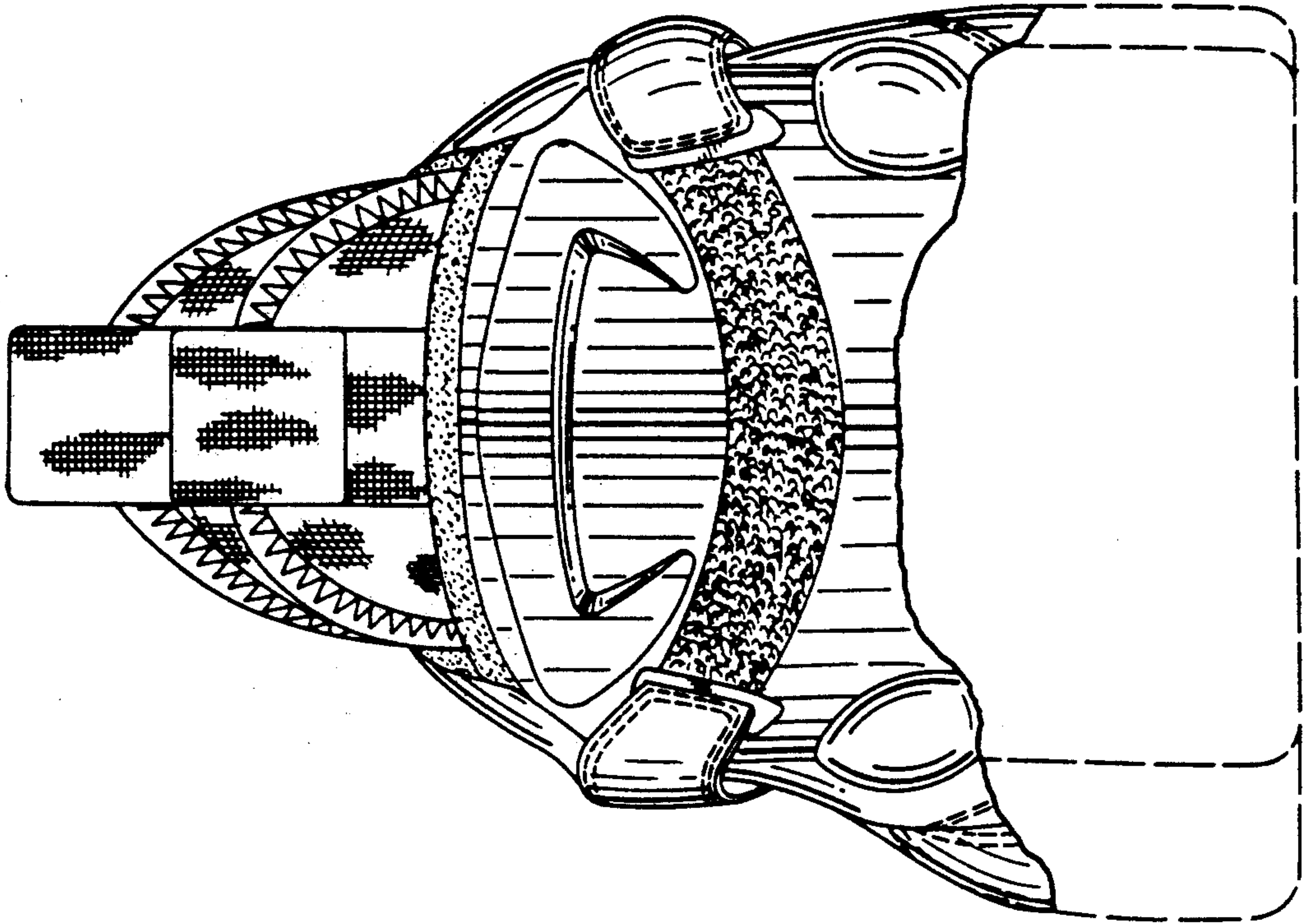
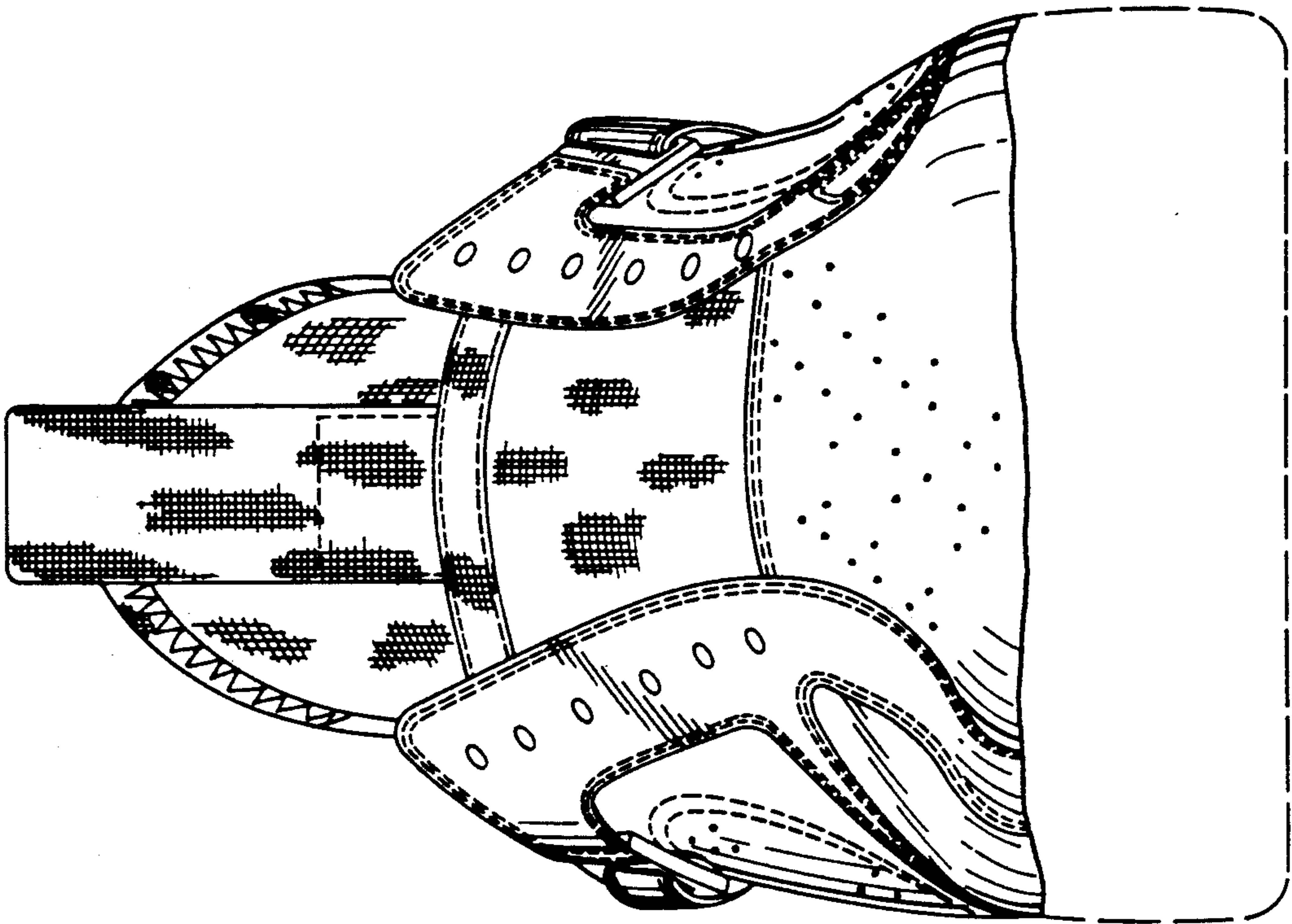


FIG. 3



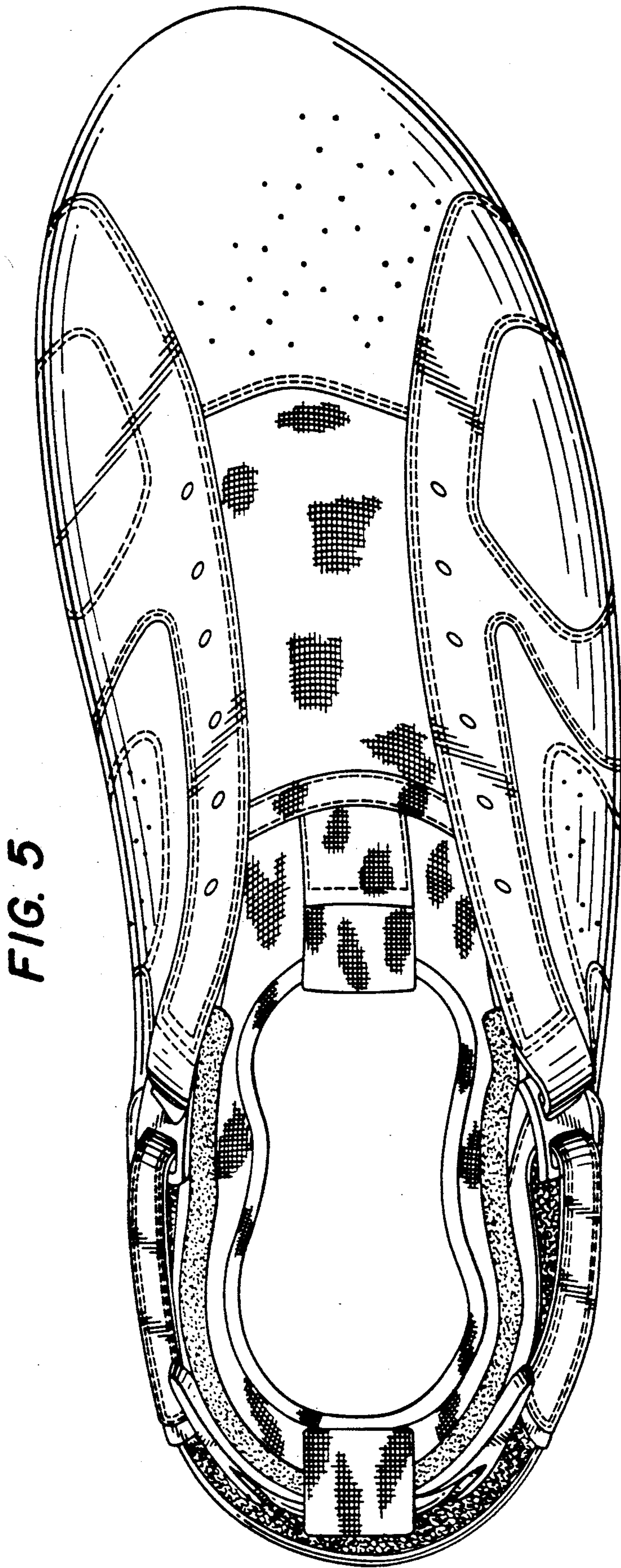


FIG. 5