



US00D343706S

# United States Patent [19]

Gurstein

[11] Patent Number: Des. 343,706

[45] Date of Patent: \*\* Jan. 25, 1994

[54] HIGH PRESSURE CARPET EXTRACTOR

[75] Inventor: Russell S. Gurstein, Hayden Lake, ID.

[73] Assignee: U.S. Products, Inc., Hayden Lake, ID.

[\*\*] Term: 14 Years

[21] Appl. No.: 910,386

[22] Filed: Jul. 8, 1992

[52] U.S. Cl. .... D32/21

[58] Field of Search ..... 15/319-321, 15/323, 327.1-327.2; D32/1, 21, 23-24, 31

[56] References Cited

U.S. PATENT DOCUMENTS

D. 213,639	3/1969	Fegan	.....	D32/21
D. 213,642	3/1969	Fegan	.....	D32/21
D. 257,774	1/1981	Pierson	.....	D32/21
D. 293,950	1/1988	Ogden et al.	.....	D32/21
D. 318,543	7/1991	Shero	.....	D32/23

D. 332,330	1/1993	Gurstein	.....	D32/21
D. 333,195	2/1993	Oberdorfer-Bogel	.....	D32/23
D. 333,890	3/1993	Oberdorfer-Bogel	.....	D32/23
D. 334,258	3/1993	Oberdorfer-Bogel	.....	D32/23
4,595,420	6/1986	Williams, III et al.	.....	15/320

Primary Examiner—Ruth McInroy  
Attorney, Agent, or Firm—Browdy and Neimark

[57] CLAIM

The ornamental design for a high pressure carpet extractor, as shown and described.

DESCRIPTION

FIG. 1 is a front perspective view of a high pressure carpet extractor in accordance with the present invention;  
FIG. 2 is a front elevation view thereof;  
FIG. 3 is a rear elevation view thereof;  
FIG. 4 is a right side elevation view thereof;  
FIG. 5 is a left side elevation view thereof;  
FIG. 6 is a top plan view thereof; and,  
FIG. 7 is a bottom plan view thereof, the electric cord is shown broken away for clarity of illustration.




FIG. 1




FIG. 2




FIG. 3

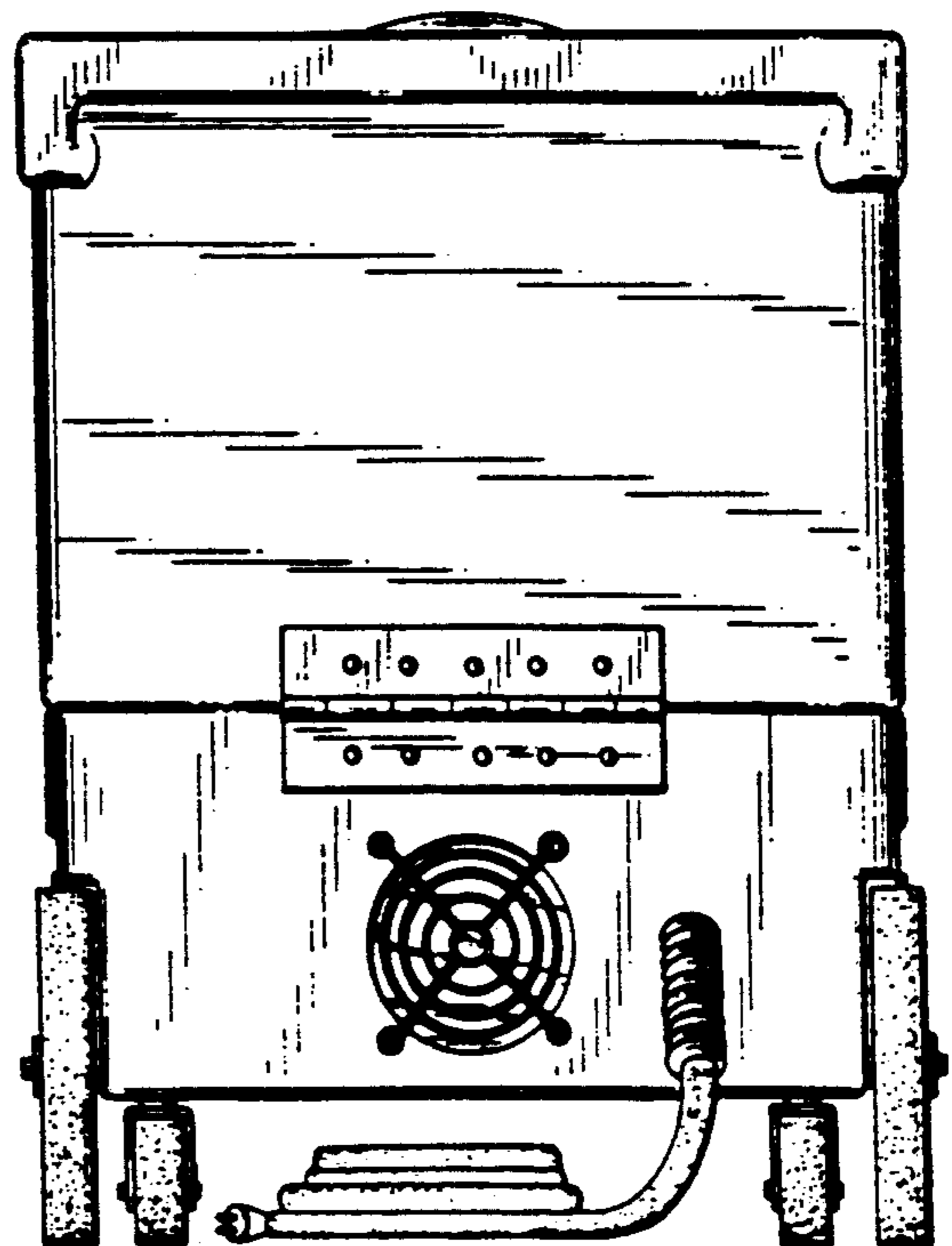




FIG. 4




FIG. 5




FIG. 6

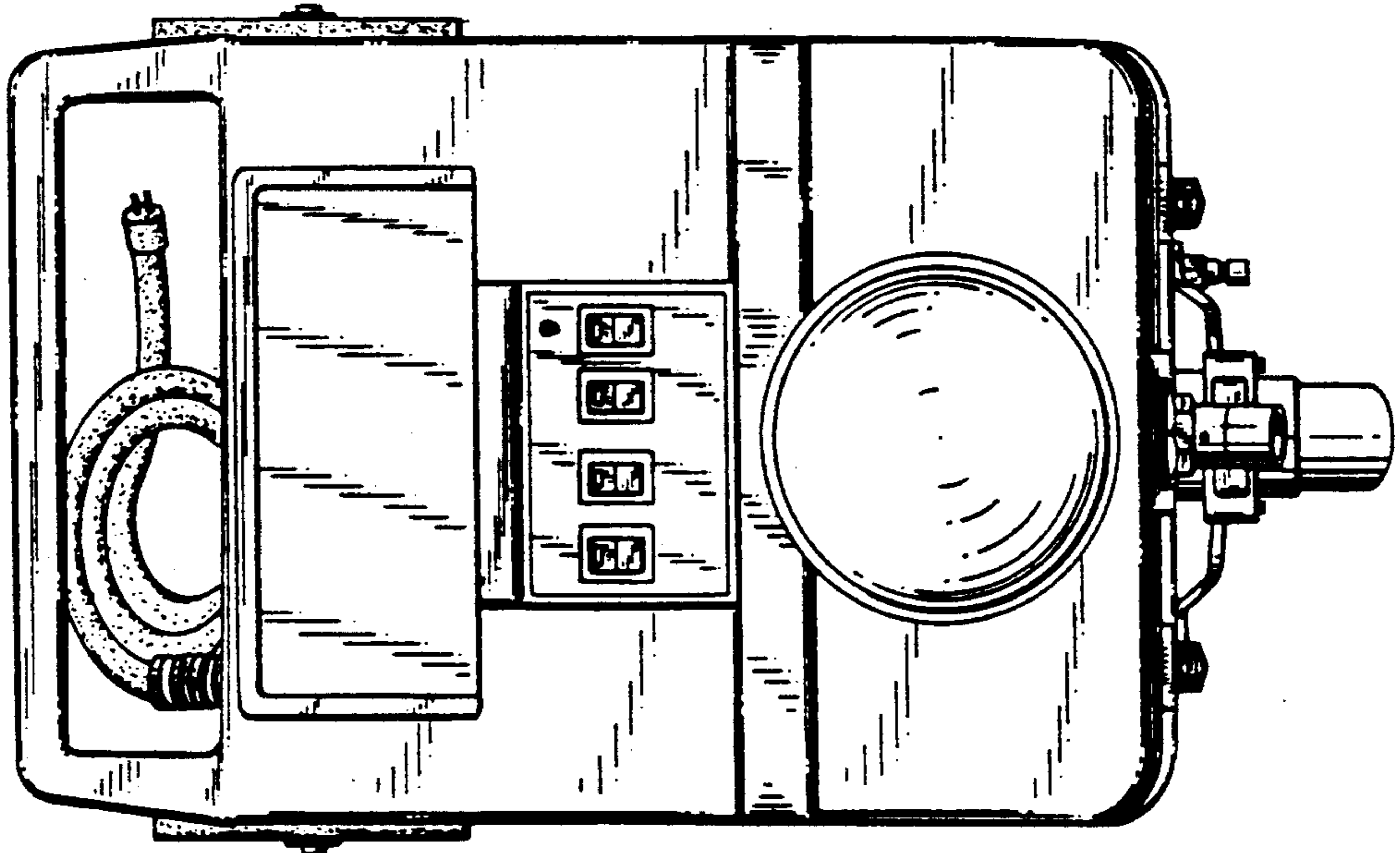


FIG. 7

