



US00D343697S

# United States Patent [19]

[11] Patent Number: **Des. 343,697**

Tanfoglio

[45] Date of Patent: **\*\* Jan. 25, 1994**

- [54] **ELECTRONIC GAS-LIGHTER**
- [75] Inventor: **Dario Tanfoglio, Fornaci-Brescia, Italy**
- [73] Assignee: **Fratelli Guzzini S.p.A., Recanati, Italy**
- [\*\*] Term: **14 Years**
- [21] Appl. No.: **880,607**
- [22] Filed: **May 8, 1992**
- [30] **Foreign Application Priority Data**  
 Nov. 11, 1991 [IT] Italy ..... MI91 0000793
- [52] U.S. Cl. .... **D27/154; D7/416**
- [58] Field of Search ..... **D7/416; 431/124, 137, 431/253, 255; D27/141, 154**
- [56] **References Cited**  
**U.S. PATENT DOCUMENTS**  
 D. 254,872 4/1980 Plozner ..... D7/416  
 D. 257,519 11/1980 Plozner ..... D27/154

- D. 258,767 3/1981 Stützer ..... D27/154
- D. 259,062 4/1981 Stützer ..... D27/154
- D. 259,588 6/1981 Stützer ..... D27/154
- D. 260,690 8/1981 Stützer ..... D27/154
- D. 260,941 9/1981 Figur ..... D27/154

*Primary Examiner*—Wallace R. Burke  
*Assistant Examiner*—H. Baynham  
*Attorney, Agent, or Firm*—Hedman, Gibson & Costigan

### [57] CLAIM

The ornamental design for an electronic gas-lighter as shown and described.

### DESCRIPTION

FIG. 1 is a top perspective view showing my new design;  
 FIG. 2 is a top plan view thereof;  
 FIG. 3 is a bottom plan view thereof;  
 FIG. 4 is a front elevation view thereof;  
 FIG. 5 is a rear elevation view thereof;  
 FIG. 6 is a side elevational view thereof; and,  
 FIG. 7 is an opposite side elevational view thereof.




Fig.1




Fig.4




Fig.5

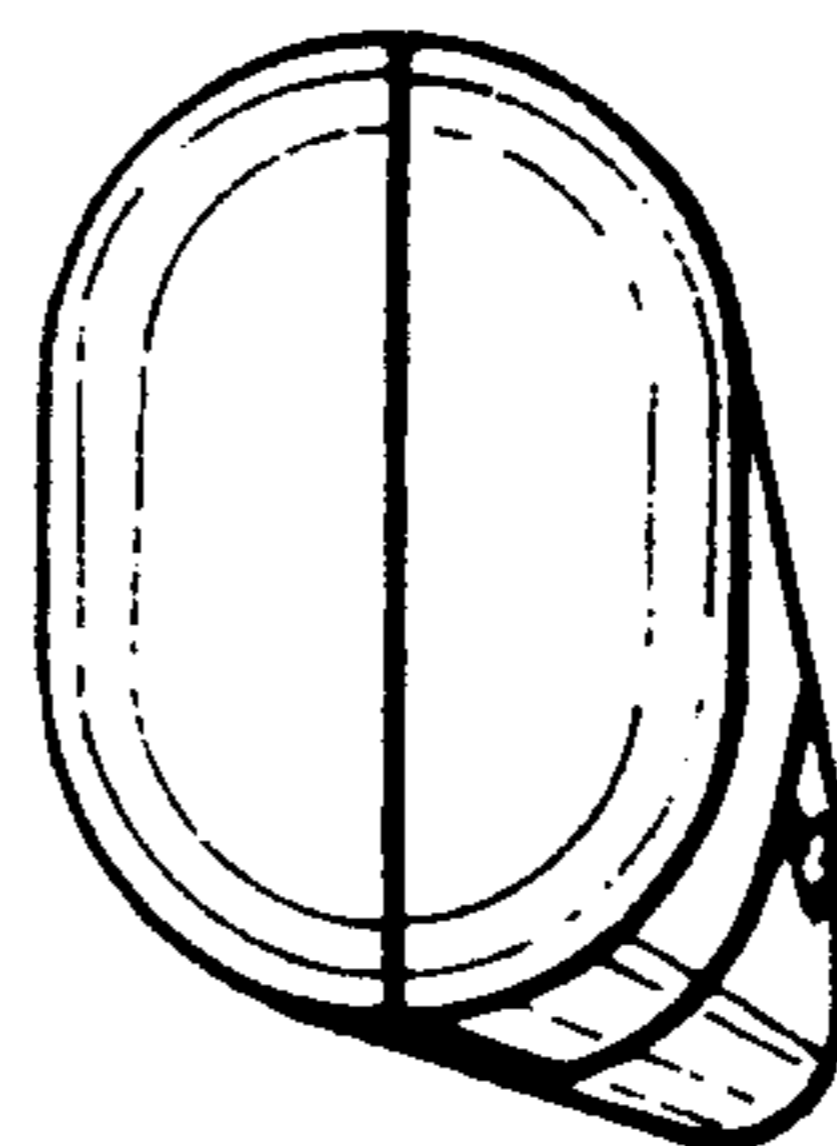


Fig.2

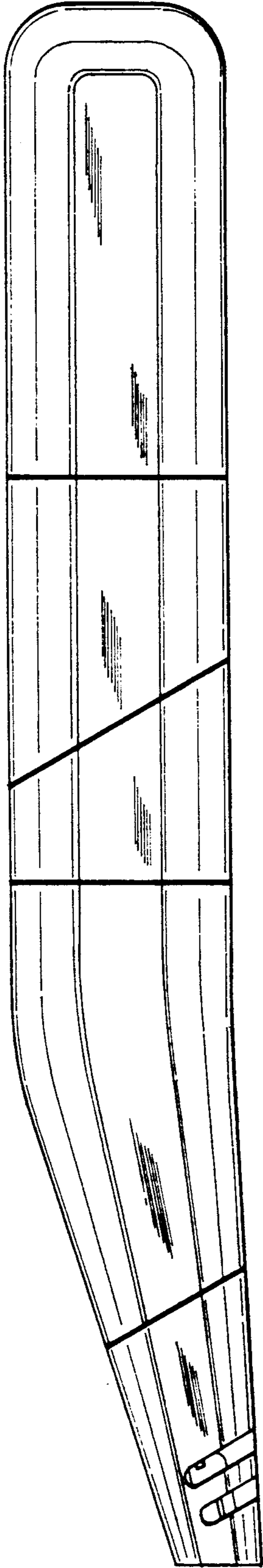


Fig.3




Fig. 6

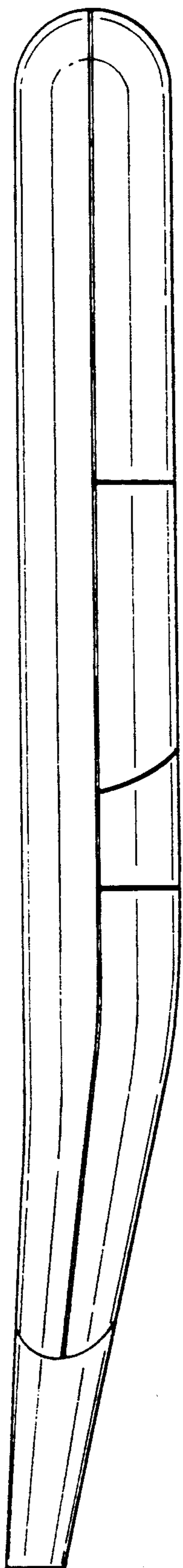


Fig. 7

