



US00D343668S

United States Patent [19]

[11] Patent Number: **Des. 343,668**

Downey

[45] Date of Patent: **** Jan. 25, 1994**

[54] **GOLF CLUB GRIP**

[56] **References Cited**

[75] Inventor: **Philip Downey, Pomona, Calif.**

U.S. PATENT DOCUMENTS

- D. 281,991 12/1985 Solheim D21/222
- D. 315,006 2/1991 Solheim D21/222
- D. 334,224 3/1993 Downey D21/222

[73] Assignee: **Robert A. Paley, Inc., Pomona, Calif.**

Primary Examiner—Melvin B. Feifer
Attorney, Agent, or Firm—Charles H. Thomas

[**] Term: **14 Years**

[57] **CLAIM**

[21] Appl. No.: **833,896**

The ornamental design for golf club grip, as shown and described.

[22] Filed: **Feb. 11, 1992**

DESCRIPTION

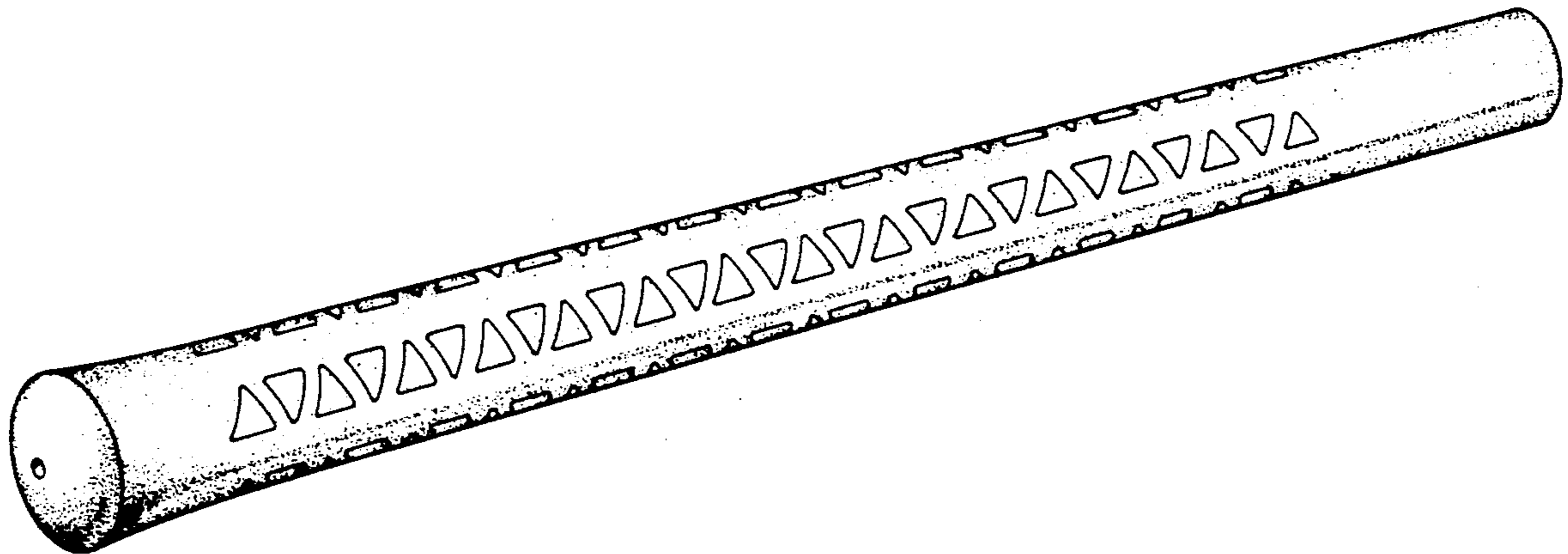
Related U.S. Application Data

[63] Continuation-in-part of Ser. No. 692,508, Apr. 29, 1991, Pat. No. Des. 334,224.

FIG. 1 is a perspective view of the golf club grip showing my new design;
 FIG. 2 is a top plan view thereof;
 FIG. 3 is a side elevational view thereof, it being understood that the bottom plan view is identical thereto and the opposite side view is a mirror image thereof;
 FIG. 4 is an end view of the large end thereof; and,
 FIG. 5 is an end view of the small end thereof.

[52] U.S. Cl. **D21/222**

[58] Field of Search 273/81 R, 81 B;
D21/222



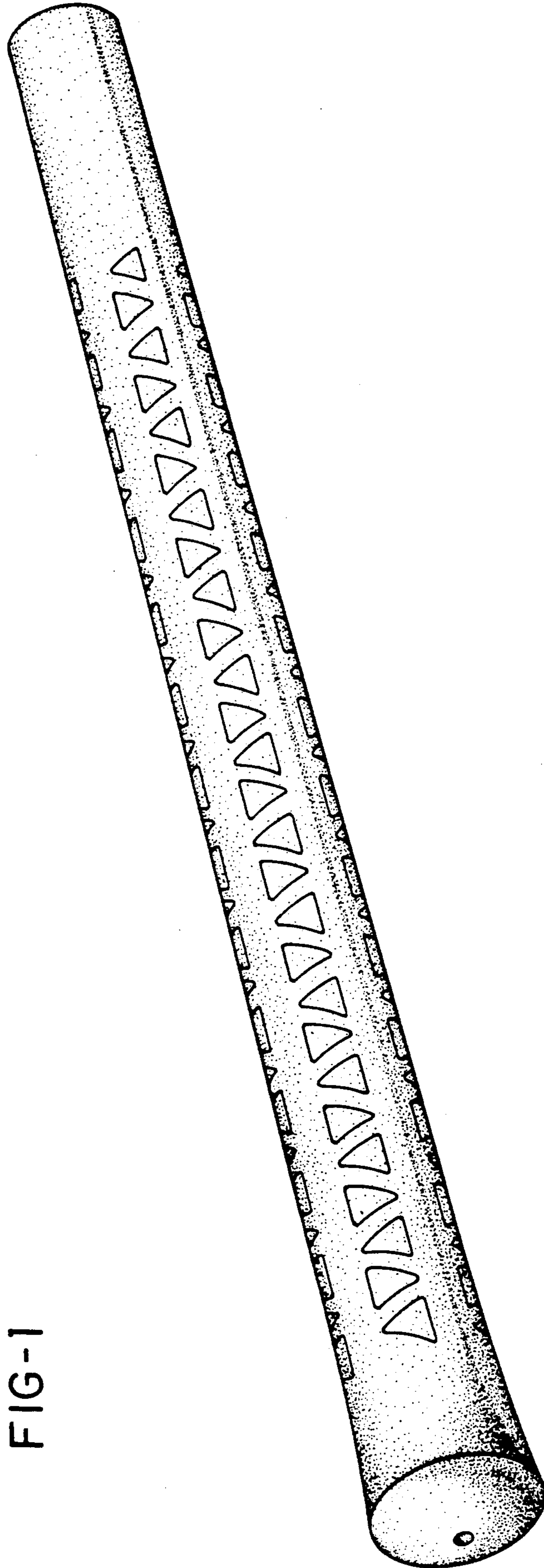


FIG-1

FIG-2




FIG-3

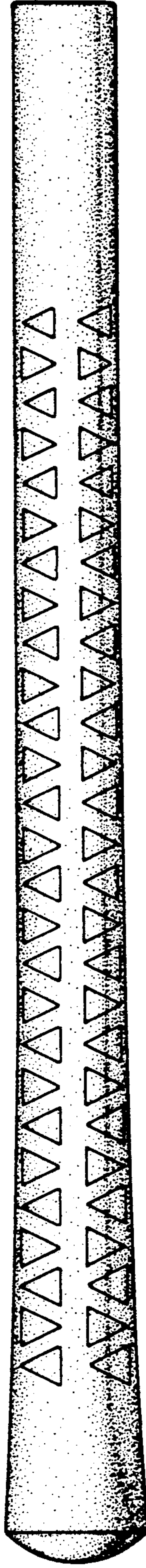


FIG-4

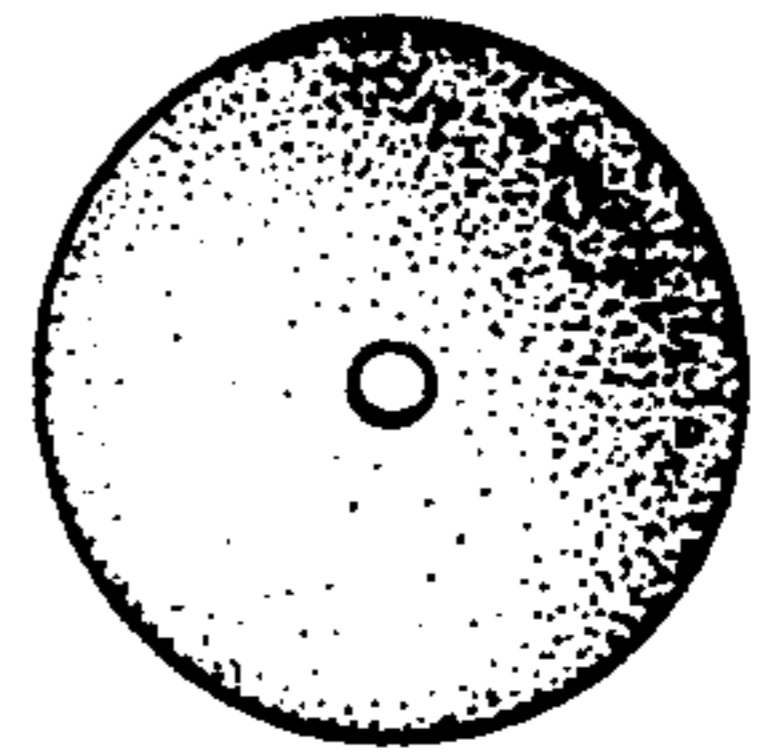


FIG-5

