



US00D343664S

**United States Patent** [19]  
**Maguire**

[11] **Patent Number: Des. 343,664**

[45] **Date of Patent: \*\* Jan. 25, 1994**

[54] **RACKET BALL PADDLE**

[75] **Inventor: Bruce Maguire, Fairfield County, Conn.**

[73] **Assignee: General Sportcraft Company, Ltd., Bergenfield, N.J.**

[\*\*] **Term: 14 Years**

[21] **Appl. No.: 890,789**

[22] **Filed: Jun. 1, 1992**

[52] **U.S. Cl. .... D21/213**

[58] **Field of Search ..... 273/67 R, 75, 76; D21/210-213**

[56] **References Cited**

**U.S. PATENT DOCUMENTS**

1,744,862 1/1930 Blethen ..... D21/213 X  
5,080,374 1/1992 Yu ..... 273/67 R X  
5,217,222 6/1993 Rudell et al. .... 273/67 R

*Primary Examiner*—Terry A. Wallace  
*Attorney, Agent, or Firm*—Howard C. Miskin

[57] **CLAIM**

The ornamental design for a racket ball paddle.


**DESCRIPTION**

FIG. 1 is a front elevational view of a racket ball paddle showing my new design;

FIG. 2 is a side elevational view thereof;

FIG. 3 is a rear elevational view thereof; and,

FIG. 4 is a bottom plan view thereof.






Fig. 1.




Fig. 2.

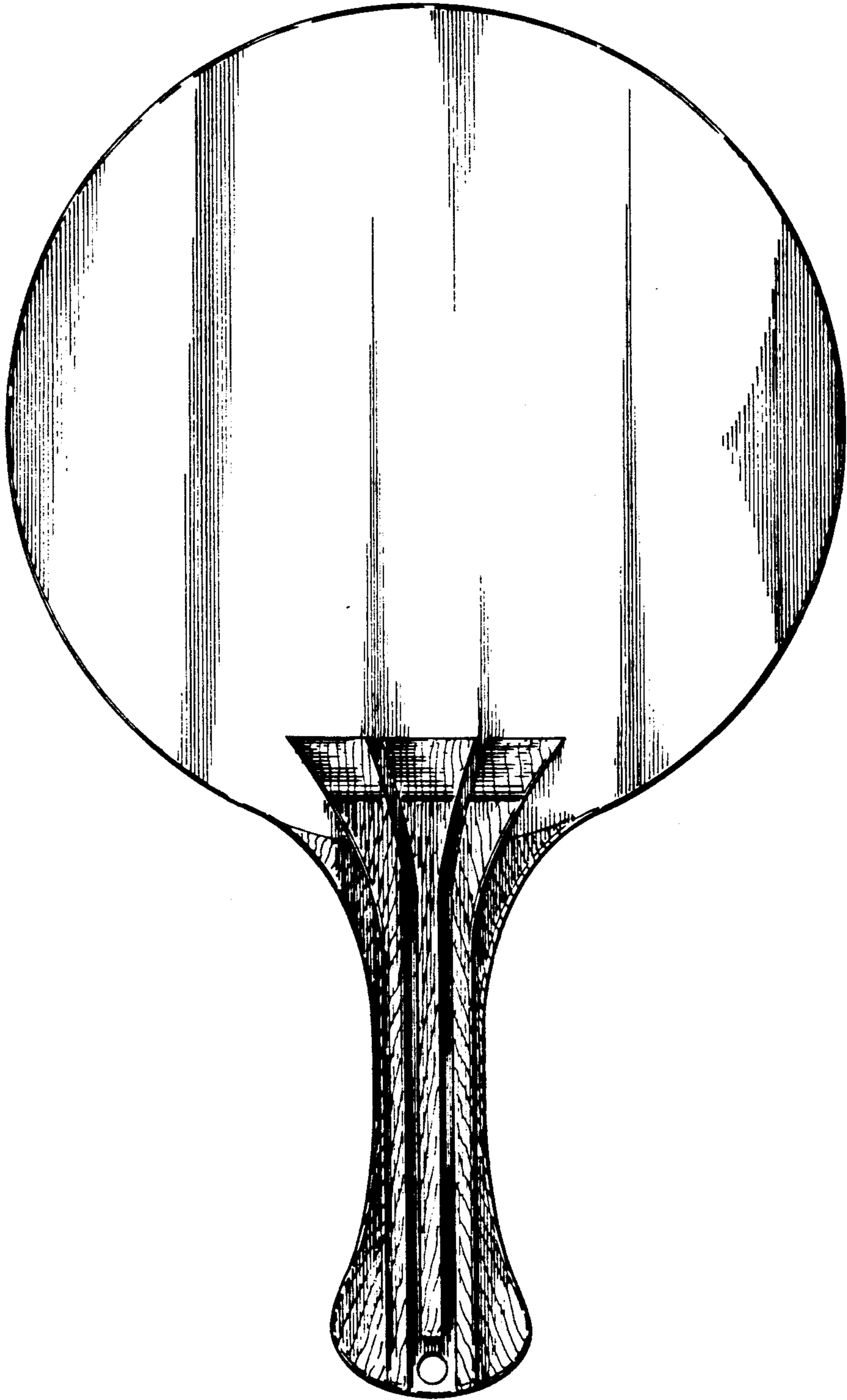


Fig. 3.



Fig. 4.