



US00D343605S

United States Patent [19]

[11] Patent Number: **Des. 343,605**

Meryman

[45] Date of Patent: **** Jan. 25, 1994**

[54] **CAB BUMPER WITH HEADLIGHTS**

4,126,350	11/1978	Briers et al.	296/28 C
4,213,644	7/1980	Scrivo et al.	293/117
4,270,787	6/1981	Savell	293/121

[75] Inventor: **Roy L. Meryman, Renton, Wash.**

[73] Assignee: **Paccar Inc, Bellevue, Wash.**

[**] Term: **14 Years**

*Primary Examiner—James M. Gandy
Attorney, Agent, or Firm—Seed and Berry*

[21] Appl. No.: **818,227**

[57] **CLAIM**

[22] Filed: **Jan. 8, 1992**

The ornamental design for a cab bumper with headlights, as shown and described.

[52] U.S. Cl. **D12/169**

[58] Field of Search 293/102, 117; D12/169

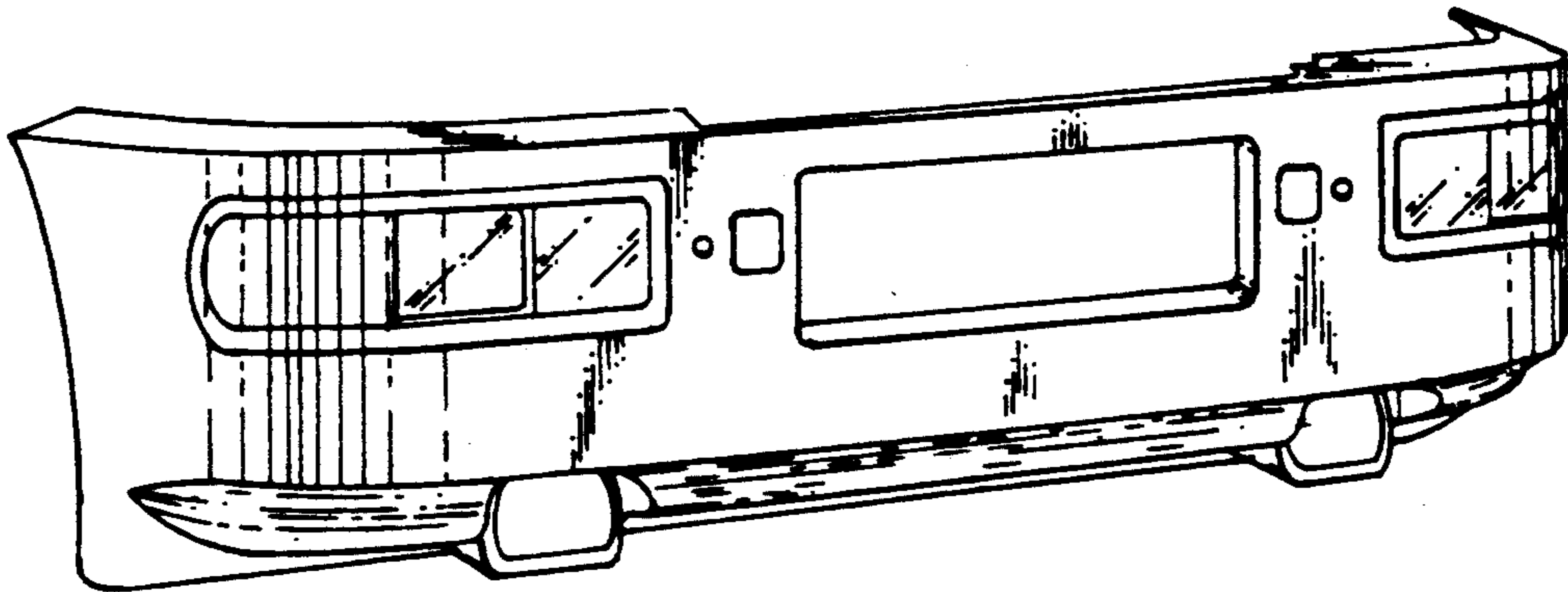
DESCRIPTION

[56] **References Cited**

U.S. PATENT DOCUMENTS

- D. 286,031 10/1986 Breitschwerdt et al. D12/96
- D. 287,958 1/1987 Dayton et al. D12/169
- D. 307,567 5/1990 Fingerle D12/169
- D. 316,241 4/1991 Ray D12/169
- 3,224,525 12/1965 Froitzheim et al. 180/89
- 3,639,748 2/1972 Pearson et al. 240/7.1 G

FIG. 1 is a front perspective view of a cab bumper with headlights showing my new design mounted on a truck cab which is shown in broken lines for illustrative purposes only and forms no part of the claimed design; FIG. 2 is an enlarged front perspective view thereof; FIG. 3 is an enlarged front elevational view thereof; FIG. 4 is an enlarged left side elevational view thereof; FIG. 5 is an enlarged top plan view thereof; and, FIG. 6 is an enlarged bottom plan view thereof.






FIG. 1

FIG.2

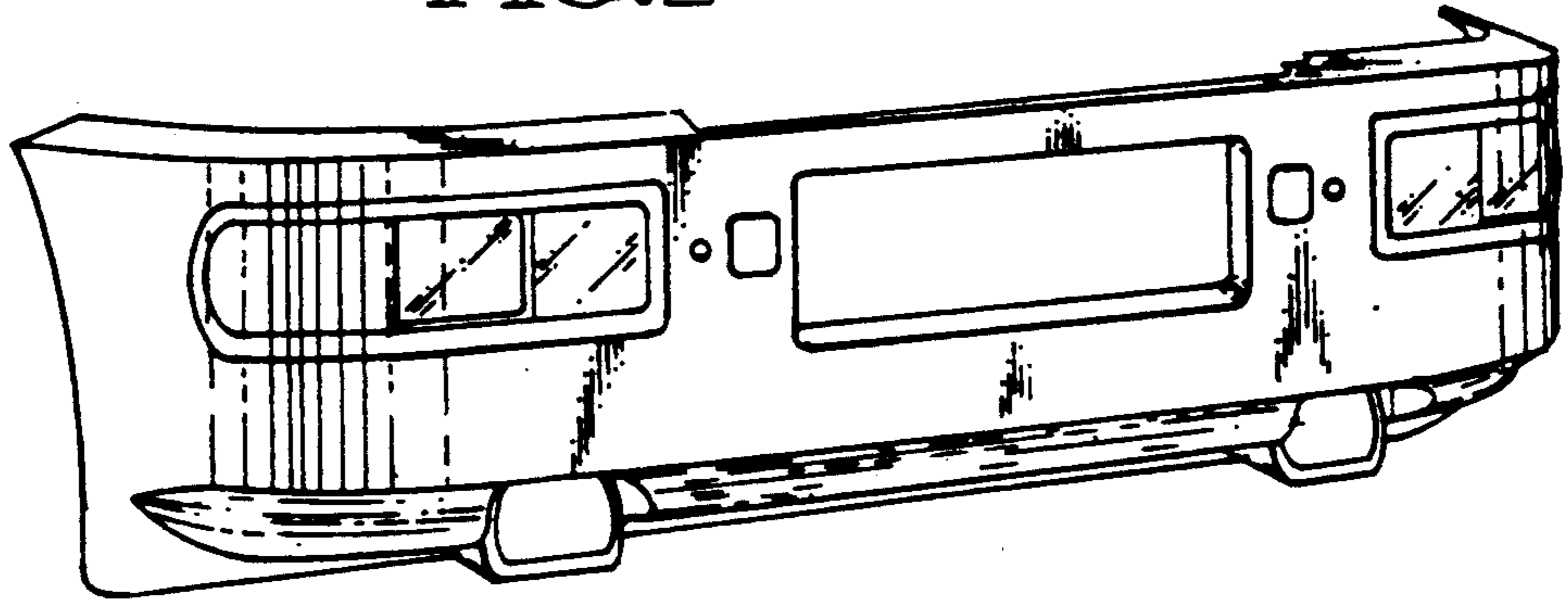


FIG.3




FIG.5




FIG.6

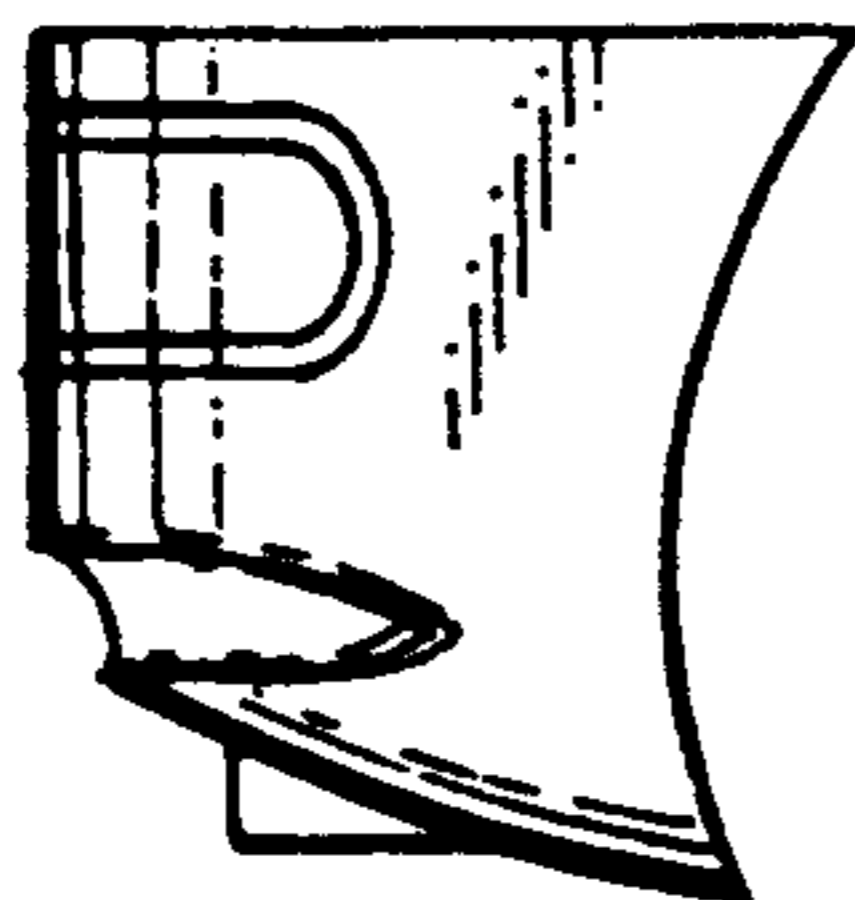



FIG.4